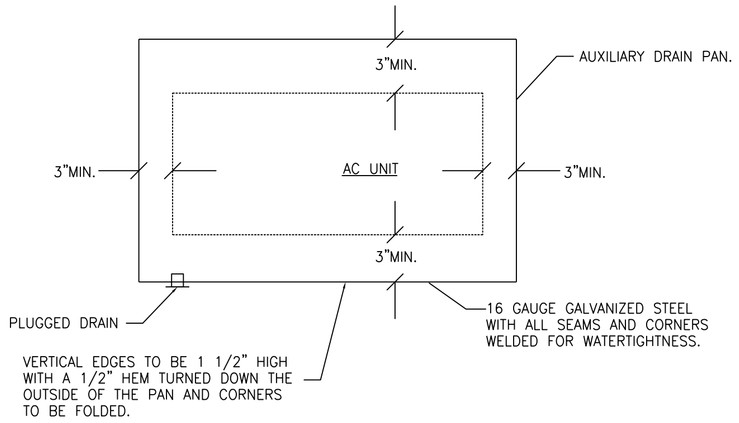

NOTES:

1. COORDINATE DIMENSIONS OF DRAIN PAN WITH THE ARRANGEMENT AND INSTALLATION REQUIREMENT OF THE AC UNIT.
2. SUPPORT AC UNIT AND AUXILIARY DRAIN PAN INDEPENDENTLY FROM STRUCTURE OVERHEAD.
3. PROVIDE 3/4" PLUGGED DRAIN.
4. PROVIDE AUXILIARY DRAIN PAN OVERFLOW LEVEL SWITCH. SEE INDOOR A/C VRF FAN COIL UNIT SCHEDULE FOR AUXILIARY DRAIN PAN LEVEL CUT OFF SWITCH.

DETAIL OF AUXILIARY DRAIN PAN FOR AC-1A AND AC-2A UNITS

NOT TO SCALE

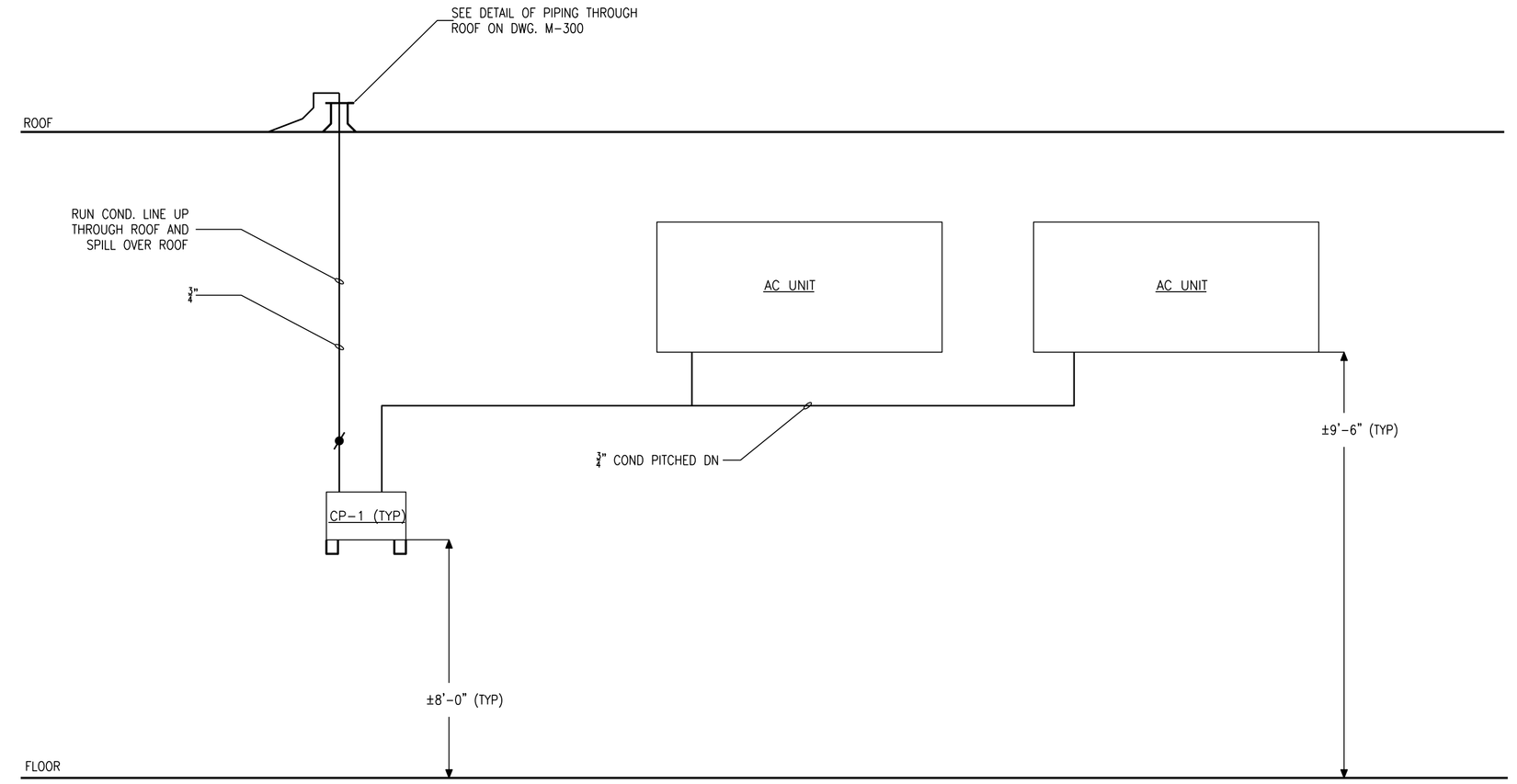

CONDENSATE PIPING DETAIL DIMMER ROOMS B & C

NOT TO SCALE

PANEL NO. PP-A SECTION ____ ☐RECESSED ☐SURFACE MOUNTED ☐MAIN LUG ONLY ☐MAIN CB ☐FEED THRU LUG REV. DATE ____ REV. DATE ____ REV. DATE ____
VOLTS 120/208 PH 3 W 4 G 1
MAIN CB 100A BUS 100A MIN. INTERRUPTING RATING 65,000A SYMM.

CKT NO.	TRIP (AMPS)	DESCRIPTION OF LOAD	LOAD (AMPS)	PER PHASE AMPS A	B	C	LOAD (AMPS)	DESCRIPTION OF LOAD	TRIP (AMPS)	CKT NO.
1	20	AC-1A 2#12+1#12G IN 3/4"C	0	0			0	SPACE		2
3			0		0		0	SPACE		4
5	20	AC-2A 2#12+1#12G IN 3/4"C	0			0	0	SPACE		6
7			0	0			0	SPACE		8
9		SPACE	0		0		0	SPACE		10
11		SPACE	0			0	0	SPACE		12
13		SPACE	0	0			0	SPACE		14
15		SPACE	0		0		0	SPACE		16
17		SPACE	0			0	0	SPACE		18
				0	0	0				

PANEL NO. PP-B SECTION ____ EXISTING PANEL ☐RECESSED ☐SURFACE MOUNTED ☐MAIN LUG ONLY ☐MAIN CB ☐FEED THRU LUG REV. DATE ____ REV. DATE ____ REV. DATE ____
VOLTS 120/208 PH 3 W 4 G 1
MAIN CB 100A BUS 100A MIN. INTERRUPTING RATING 65,000A SYMM.

CKT NO.	TRIP (AMPS)	DESCRIPTION OF LOAD	LOAD (AMPS)	PER PHASE AMPS A	B	C	LOAD (AMPS)	DESCRIPTION OF LOAD	TRIP (AMPS)	CKT NO.
1	20	AC-1B 2#12+1#12G IN 3/4"C	0	0			0	AC-3B 2#12+1#12G IN 3/4"C	20	2
3			0		0		0			4
5	20	AC-2B 2#12+1#12G IN 3/4"C	0			0	0	AC-4B 2#12+1#12G IN 3/4"C	20	6
7			0	0			0			8
9		SPACE	0		0		0	SPACE		10
11		SPACE	0			0	0	SPACE		12
13		SPACE	0				0	SPACE		14
15		SPACE	0		0		0	SPACE		16
17		SPACE	0			0	0	SPACE		18
				0	0	0				

PANEL NO. PP-C SECTION ____ EXISTING PANEL ☐RECESSED ☐SURFACE MOUNTED ☐MAIN LUG ONLY ☐MAIN CB ☐FEED THRU LUG REV. DATE ____ REV. DATE ____ REV. DATE ____
VOLTS 120/208 PH 3 W 4 G 1
MAIN CB 100A BUS 100A MIN. INTERRUPTING RATING 65,000A SYMM.

CKT NO.	TRIP (AMPS)	DESCRIPTION OF LOAD	LOAD (AMPS)	PER PHASE AMPS A	B	C	LOAD (AMPS)	DESCRIPTION OF LOAD	TRIP (AMPS)	CKT NO.
1	20	AC-1C 2#12+1#12G IN 3/4"C	0	0			0	AC-3C 2#12+1#12G IN 3/4"C	20	2
3			0		0		0			4
5	20	AC-2C 2#12+1#12G IN 3/4"C	0			0	0	AC-4C 2#12+1#12G IN 3/4"C	20	6
7			0	0			0			8
9		SPACE	0		0		0	SPACE		10
11		SPACE	0			0	0	SPACE		12
13		SPACE	0	0			0	SPACE		14
15		SPACE	0		0		0	SPACE		16
17		SPACE	0			0	0	SPACE		18
				0	0	0				

PANEL NO. PP-D SECTION ____ EXISTING PANEL ☐RECESSED ☐SURFACE MOUNTED ☐MAIN LUG ONLY ☐MAIN CB ☐FEED THRU LUG REV. DATE ____ REV. DATE ____ REV. DATE ____
VOLTS 120/208 PH 3 W 4 G 1
MAIN CB 100A BUS 100A MIN. INTERRUPTING RATING 65,000A SYMM.

CKT NO.	TRIP (AMPS)	DESCRIPTION OF LOAD	LOAD (AMPS)	PER PHASE AMPS A	B	C	LOAD (AMPS)	DESCRIPTION OF LOAD	TRIP (AMPS)	CKT NO.
1	20	AC-1D 2#12+1#12G IN 3/4"C	0	0			0	AC-3D 2#12+1#12G IN 3/4"C	20	2
3			0		0		0			4
5	20	AC-2D 2#12+1#12G IN 3/4"C	0			0	0	AC-4D 2#12+1#12G IN 3/4"C	20	6
7			0	0			0			8
9		SPACE	0		0		0	SPACE		10
11		SPACE	0			0	0	SPACE		12
13		SPACE	0	0			0	SPACE		14
15		SPACE	0		0		0	SPACE		16
17		SPACE	0			0	0	SPACE		18
				0	0	0				

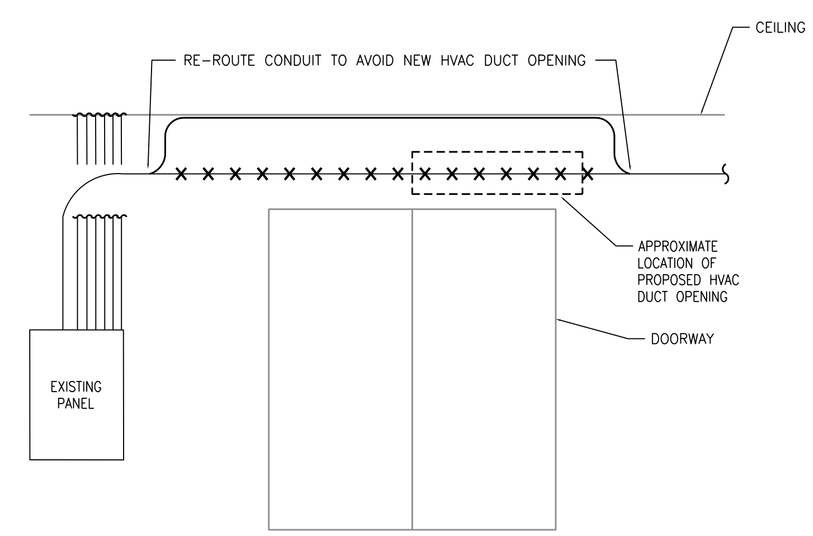

ELEVATION AA CONDUIT RE-ROUTING DETAIL

NOT TO SCALE

Rev.	Description	Date
	ISSUED FOR CLIENT APPROVAL	09/03/14
	ISSUED FOR BID	11/10/14

Collado ENGINEERING
2 Holland Avenue
White Plains, NY 10603
(914) 332-7658

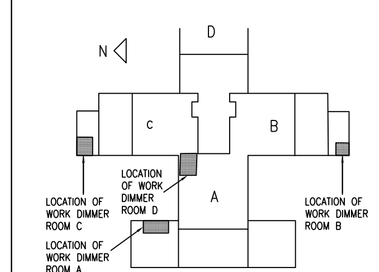

WARNING: IT IS A VIOLATION OF THE NYS EDUCATION LAW ARTICLE 145 FOR ANY PERSON, UNLESS HE IS ACTING UNDER THE DIRECTION OF A LICENSED PROFESSIONAL ENGINEER, TO ALTER THIS ITEM IN ANY WAY.

Client or Agent
State University of New York College at Purchase

Purchase, New York

Project Title
SUNY PURCHASE DIMMER ROOMS

Drawing Title
MECHANICAL AND ELECTRICAL DETAILS

Scale AS NOTED
Date 7/30/2014
Drawing No. ME-301.00
Drawn
C.E. Job No.
Checked

Copyright c 2003 by Collado Engineering, P.C.