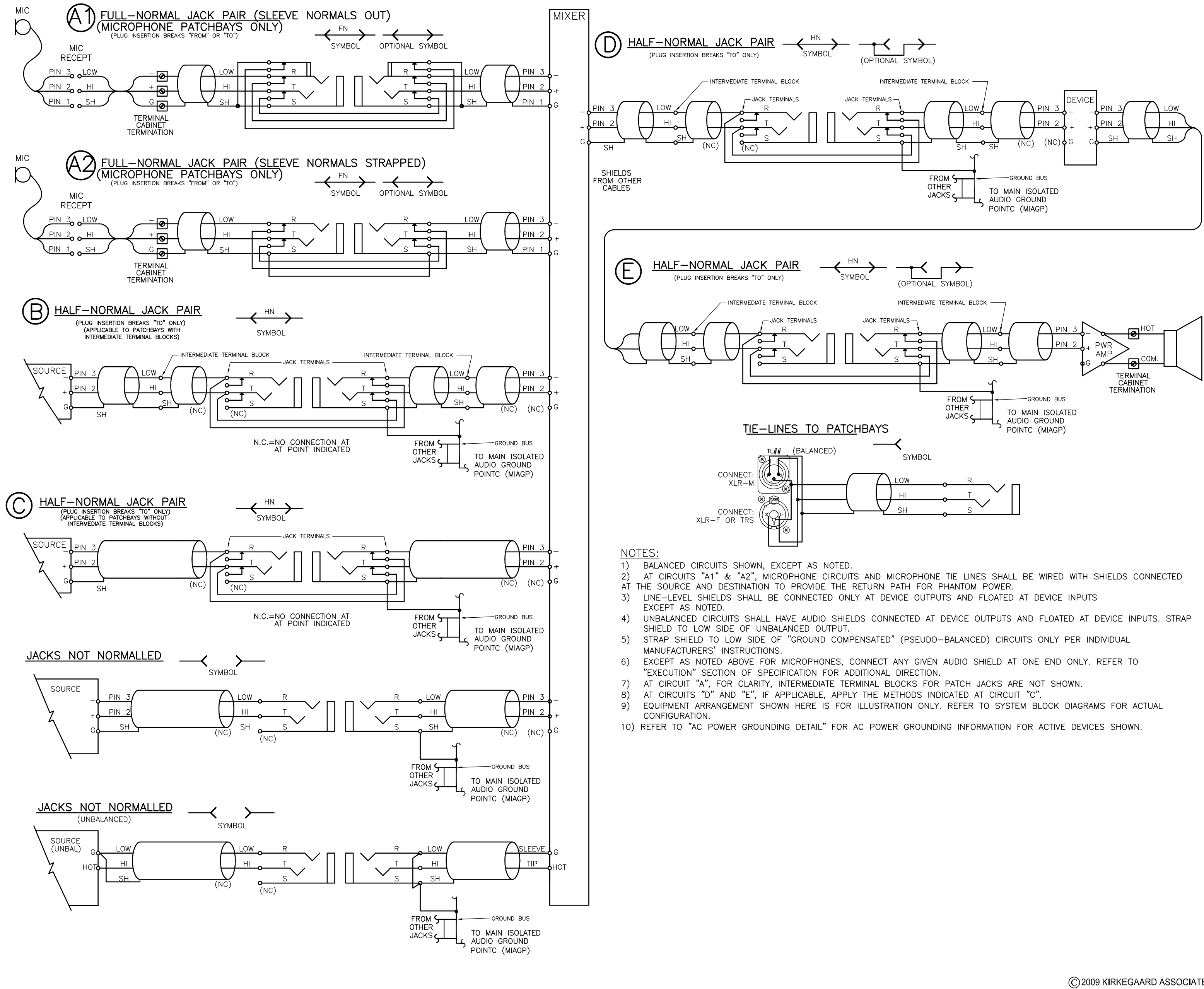


SIGNAL GROUNDING DETAIL



GENERAL NOTES

- 1) THE DETAILS & SYMBOLS ON THIS SHEET ARE STANDARD OR TYPICAL AND MAY NOT APPLY TO THE SYSTEMS DESIGNED IN THIS DRAWING SET.
- 2) REFER TO SPECIFICATION AND EQUIPMENT LIST FOR DEFINITION OF ALL DEVICE TYPES.

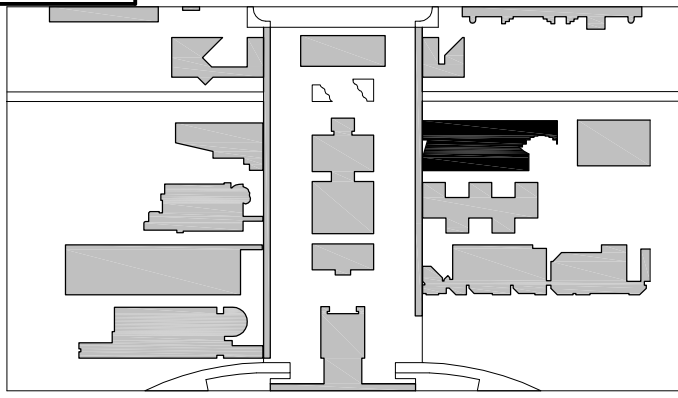
DRAWING INDEX

DRAWING NUMBER	TITLE
AV101	AV LEGENDS AND SYMBOLS 1
AV102	AV LEGENDS AND SYMBOLS 2
AV103	AV MISC. WIRING TECHNIQUES
AV201	THEATER AV CONNECTIVITY FUNCTIONAL DIAGRAM
AV202	THEATER AUDIO MIXING AND ANCILLARY FUNCTIONAL DIAGRAM
AV203	THEATER AUDIO SIGNAL PROCESSING AND AMPLIFICATION
AV204	THEATER VIDEO AND DATA SYSTEMS a
AV205	THEATER VIDEO AND DATA SYSTEMS b
AV211	LECTURE HALL AUDIO SYSTEM
AV212	LECTURE HALL VIDEO SYSTEM
AV213	LECTURE HALL CONTROL AND DATA SYSTEMS
AV221	TV STUDIO, CONTROL ROOM AND AUDIO SUITE - AUDIO SYSTEMS
AV222a	TV STUDIO, CONTROL ROOM AND AUDIO SUITE - VIDEO SYSTEMS
AV222b	TV STUDIO, CONTROL ROOM AND AUDIO SUITE - VIDEO SYSTEMS
AV223	TV STUDIO, CONTROL ROOM AND AUDIO SUITE - AV DATA SYSTEMS
AV231	CLASSROOMS - AV SYSTEMS (INFRASTRUCTURE REFERENCE DRAWING)
AV233	CONFERENCE/SEMINAR - AV SYSTEMS REF. RM. 258
AV234	CONFERENCE/SEMINAR - AV SYSTEMS REF. RM. 050
AV301	AV PANEL ELEVATIONS - THEATER (INFRASTRUCTURE REFERENCE DRAWING)
AV302	AV PANEL ELEVATIONS - THEATER (INFRASTRUCTURE REFERENCE DRAWING)
AV311	AV PANEL ELEVATIONS - LECTURE HALL (INFRASTRUCTURE REFERENCE DRAWING)
AV321	AV PANEL ELEVATIONS - TV STUDIO/CONTROL ROOM (INFRASTRUCTURE REFERENCE DRAWING)
AV322	AV PANEL ELEVATIONS - AUDIO SUITE (INFRASTRUCTURE REFERENCE DRAWING)
AV361	THEATER AV PATCHBAY ELEVATIONS
AV362	THEATER AND LECTURE HALL AV PATCHBAY ELEVATIONS
AV363	TV STUDIO AV PATCHBAY ELEVATIONS
AV364	TV STUDIO AV PATCHBAY ELEVATIONS
AV402	LECTURE HALL RACK ELEVATIONS
AV403	CLASSROOM LECTERN DETAILS AND RACK ELEVATIONS
AV404	CONFERENCE/SEMINAR ROOMS CREDENZA DETAILS AND RACK ELEVATIONS
AV405	TV CONTROL ROOM AND SOUND EDIT ROOM RACK ELEVATIONS
AV501	AV DETAILS - SECTION AND PLAN, LECTURE HALL
AV502	AV DETAILS - SECTION AND PLAN, THEATER
AV503	1st FLR CLASS/CONF/SEMINAR ROOM VIDEO PROJECTOR COORDINATION
AV504	AV DETAILS - TV CONTROL ROOM LAYOUT
AV505	AV DETAILS - TV CONTROL ROOM ELEVATIONS AND SIGHT LINES

GROUP III 9/22/2014 AV ELECTRONICS SYSTEMS ISSUED FOR BID

BUL. #56 11/22/2013 BULLETIN #56 (WITH RESPECT TO AV, EA AND EAP DRAWINGS, INCLUDES "DELTA 1" CHANGES)

11/1/2013 AV CHANGES PER SUNY PURCHASE REQUIREMENTS AND DESIGN DEVELOPMENT



BID DOCUMENTS

AV101 AV LEGENDS AND SYMBOLS 1

Scale: NOT TO SCALE

3 OCTOBER 2011

SUCF Project No. 29401
Humanities Building Renovation
SUNY Purchase College
755 Anderson Hill Road, Purchase, New York 10577

Kliment Halsband Architects
322 Eighth Avenue, New York, NY 10001
Robert Silman Associates, PC
88 University Place, New York, NY 10003

Lakhani & Jordan Engineers
315 Madison Avenue Suite 1001, New York, NY 10017

CHA

111 Winners Circle, Albany, NY 12205

Mathews Nielsen Landscape Architects, PC

120 Broadway Suite 1040, New York, NY 10021

Tilloston Design Associates

40 Worth Street Suite 1680, New York, NY 10013

Sustainable Performance Consulting, INC

Webster Woods 7400 807 Ridge Road, Webster, NY 14590

TM Technology Partners, Inc.

250 West 39th Street 9th FL, New York, NY 10018

Kirkegaard Associates

801 West Adams Street, Chicago, IL 60607

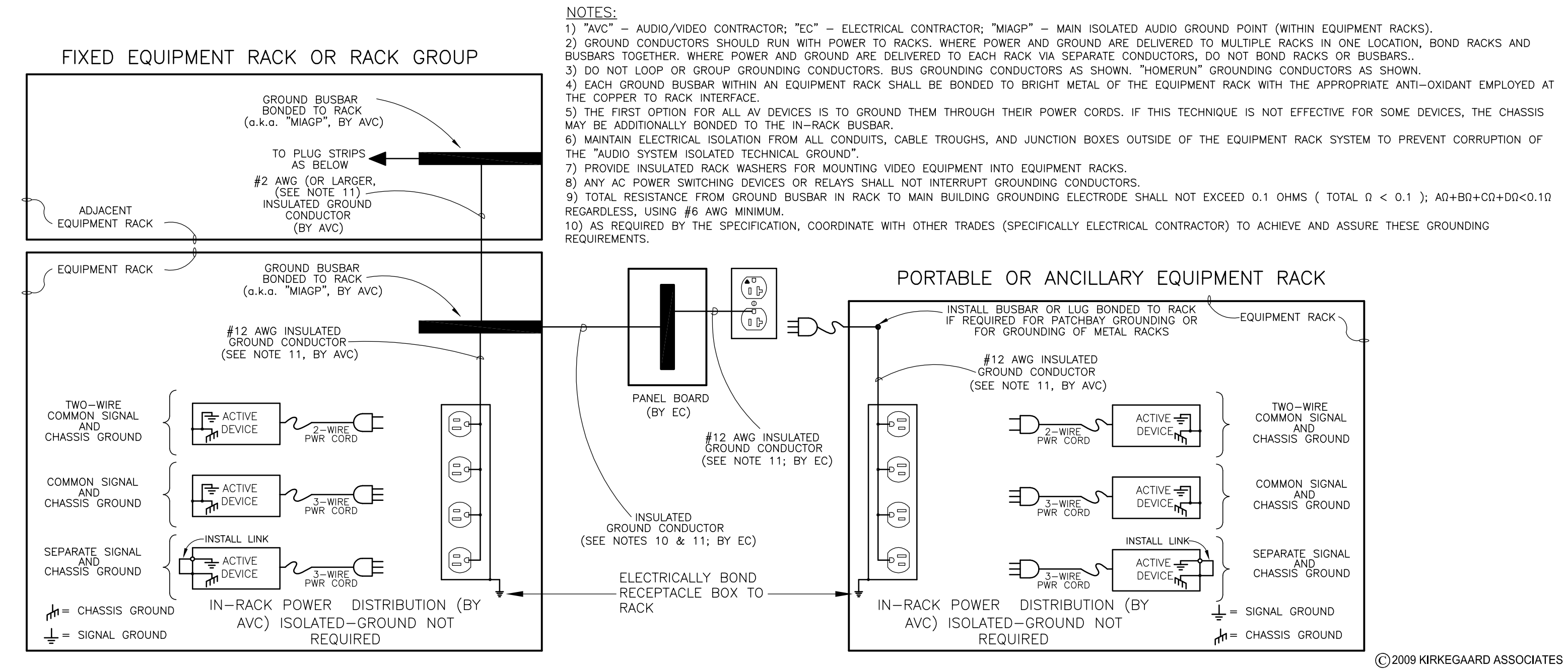
Adelaide Environmental Health Associates, Inc.

1511 Route 22 Suite C24 Brewster, NY 10509

Argus Architecture & Preservation, P.C.

297 River Street Suite 303, Troy, NY 12180

IN-RACK GROUNDING AND POWER DETAIL



THIS DRAWING PACKAGE IS ISSUED WITH RESPECT TO THE "GROUP III" (OR, "GROUP 3") AV SYSTEMS TO BE PROVIDED BY THE AV SYSTEMS ELECTRONICS INTEGRATING CONTRACTOR. CERTAIN DRAWINGS INCLUDED HEREIN ARE PROVIDED FOR REFERENCE WITH RESPECT TO GROUP I (OR, "GROUP 1") AV INFRASTRUCTURE (UNDER SEPARATE CONTRACT) PROVIDING CABLE IN CONDUIT AND WALL PANELS. ALSO SHOWN ON THESE DRAWINGS ARE REFERENCES TO "AV EXTENDED INFRASTRUCTURE" (A.K.A., BULLETIN #74, UNDER SEPARATE CONTRACT) WHICH SHALL PROVIDE EQUIPMENT RACKS, PATCHBAYS AND TERMINATION OF FIELD CABLES AT SAID PATCHBAYS AS DELINEATED IN THESE DRAWINGS. CONTRACTORS RESPONSIBLE FOR ANY OF THIS WORK (i.e., GROUP I, GROUP III OR BULLETIN #74) ARE RESPONSIBLE FOR UNDERSTANDING THE WORK DELINEATIONS AND SHALL MAKE INQUIRY VIA RFI OR OTHER WRITTEN MEANS PRIOR TO BIDDING OR PROCEEDING WITH THE WORK, FOR CLARIFICATIONS, IF NECESSARY.