

Laboratory Contaminated Materials Investigation and Sampling Report

FOR

Rehabilitation of Natural Science Building SUCF Project #291029-02 SUNY College Purchase Purchase, New York

PREPARED FOR

Goody Clancy
420 Boylston Street
Boston, Massachusetts

FOR SUBMISSION TO

New York State University Construction Fund
353 Broadway
Albany, New York

Watts Project No. 20186
February 2021, Revised October 2024

Submitted by:

**Watts
Architects
&Engineers**

BUFFALO / SYRACUSE / NEW YORK

watts-ae.com



TABLE OF CONTENTS

1.0	BACKGROUND INFORMATION.....	1
2.0	SITE RECONNAISSANCE AND SAMPLE COLLECTION	3
3.0	LABORATORY ANALYSIS, CONCLUSIONS, AND RECOMMENDATIONS.....	8
3.1	AQUEOUS SAMPLE ANALYSIS OF THE ACID WASTE TRAP CONTENTS	9
3.2	SEDIMENT/SOLID SAMPLE ANALYSIS OF THE ACID WASTE TRAP CONTENTS	9
3.3	TCLP ANALYSIS OF ACID WASTE GLASS DRAIN PIPING	10
3.4	LABORATORY FUME HOOD EXHAUST SYSTEM DUST/DEBRIS ANALYSIS	10
3.5	MERCURY VAPOR INSPECTION AND MERCURY CONTAMINATION ASSESSMENT.....	11
3.6	PICRIC ACIDS, PERCHLORATES, AND LEAD AZIDES TESTING	12
3.7	CONCLUSIONS AND RECOMMENDATIONS.....	12

LIST OF TABLES

TABLE 3-1	Acid Waste Piping Aqueous Contents, Analytical Detections and Comparison to NYSDEC and Westchester Co. Regulatory Criteria – Detections Only
TABLE 3-2a	Acid Waste Piping Solid Contents, Analytical Detections and Comparison to RCRA Regulatory Criteria – Detections Only
TABLE 3-2b	Acid Waste Piping Contents, Metals Total Quantities Analytical Detections – Detections Only
TABLE 3-3	Acid Waste Glass Piping Analytical Detections and Comparison to RCRA Regulatory Criteria - Detections Only
TABLE 3-4a	Fume Hood Exhaust Duct Contents Analytical Detections and Comparison to RCRA Regulatory Criteria - Detections Only
TABLE 3-4b	Fume Hood Exhaust Duct Contents Metals Total Quantities Analytical Detections - Detections Only
TABLE 3-5	Mercury Vapor Inspection Results – Detections Only

LIST OF APPENDICES

APPENDIX A	Site Photographs
APPENDIX B	Laboratory Analytical Results
APPENDIX C	Mercury Vapor Complete Screening Log

1.0 BACKGROUND INFORMATION

Watts Architects & Engineers (Watts) was retained by Goody Clancy to perform an environmental investigation and materials testing program at the Natural Science Building as part of the design efforts associated with the rehabilitation project, SUCF Project No. 291029-02, occurring at the State University of New York at Purchase College campus in Purchase, New York. The Natural Science Building was originally constructed in 1972 and includes laboratories, offices, classrooms, and an auditorium. The building is a 4-story building with 107,675 gross square feet. Three floors are above grade and there is a basement level that is partially below grade.

The project will involve the partial interior demolition and renovation of the Natural Science Building. Therefore, items that would be considered hazardous or solid waste during removal and subsequent disposal must be identified for proper handling during the project. Various environmental investigations were conducted to identify contaminated building materials, laboratory materials, or remaining operational equipment and supplies that would require specific disposal procedures (e.g., asbestos-containing materials, lead-based paint, PCBs in caulks/sealants, laboratory acid waste piping contents, laboratory spills, remnant elemental mercury from broken mercury-containing thermometers, fume hood deposits, chemical residues, fluorescent light bulbs, lead-acid batteries, Universal Wastes, E-wastes, etc.). The presence, location, and types of these materials must be identified to allow for proper planning, design, budgeting, and environmental remediation and cleanup of the building, and to secure the safety and health of construction workers and the public during the renovation work. Watts has completed the following other environmental reports for this project, which can be found under separate covers:

- Hazardous Waste/Contaminated Materials Inventory Report for the Rehabilitation of Natural Science Building, Project SUCF Project #291029-00, at SUNY College Purchase, Purchase, New York, February 2021
- Pre-Renovation Regulated Building Materials Survey for the SUNY Purchase College Natural Science Building Renovation Project, Purchase, New York, SUCF Project #291029-00, February 2021

Watts completed sampling and laboratory analysis in areas and on materials commonly known to be associated with contamination found in laboratory buildings based on past experience. Sampling and laboratory analysis included the contents of the laboratory acid waste plumbing system and fume hood exhaust duct system. Most of the observed acid waste plumbing system is constructed with glass piping. Most of the fume hood exhaust duct system is constructed with stainless steel. Laboratory analysis included testing for both total compound concentrations as well as disposal characterization by Toxicity Characteristic Leaching Procedure (TCLP) for comparison to the Resource Conservation and Recovery Act (RCRA) hazardous waste toxicity criteria (if sufficient amounts of the sampled material was available for sampling in order to meet the minimum volume requirements of the laboratory methodology).

Subsequent to the initial laboratory contaminated materials testing, Watts was advised by SUNY College Purchase Environmental Health & Safety (EH&S) personnel that historic research with picric acids, perchlorates, and other potentially explosive residues was minimal and was only conducted in small amounts at limited locations at this facility. Field screenings for these compounds and/or residues was conducted during a following investigative site visit.

Goody Clancy has requested that Watts identify contamination concerns that may be present associated with past laboratory operational practices. Sampling and laboratory analysis included the glass sink drain lines contents and fume hoods contents, including the disposal characterization of sediment and water found within the acid waste plumbing and dust/debris from within the fume hood ducts. In addition, the glass acid/waste pipes were also tested by TCLP methods for disposal purposes.

Given the historical usage and common breakage of mercury-containing thermometers/equipment within the college laboratory environment, combined with the known past common practices associated with cleanup and disposal of mercury into the laboratory sink drains, it should be assumed with a high level of confidence that elemental mercury is present within the low-lying areas of the acid waste plumbing system. In addition, it should be assumed that remnant elemental mercury is present in limited locations beneath and within the laboratory casework (lab tables, lab drawers, lab cabinets, etc.). As a result, Watts completed an investigation to identify the presence and location of remnant mercury and mercury contamination both beneath and within the laboratory casework. This effort was requested by SUCF in an effort to reduce the likelihood of incidentally encountering mercury during construction and to avoid the potential exposure to untrained workers. Identification of remnant elemental mercury allows for proper project budgeting and the implementation of proper engineering and remediation controls during the project. In addition, the proper development of special waste disposal characterization can be implemented with the information that was obtained during the investigation.

2.0 SITE RECONNAISSANCE AND SAMPLE COLLECTION

Watts' personnel conducted the acid waste plumbing system and fume hood exhaust duct investigation site inspections between January 11 and 15, 2021. The majority of the facility was in use at the time of the site reconnaissance, however the inspection occurred during the winter break period, thus few people were present within the building. The site inspection included inspecting the facility and the various laboratories and discussing the appropriate locations for subsequent sample collection with facility and EH&S personnel. Sampling locations were assessed based upon the type of laboratory work conducted. It was determined that the laboratories with the highest potential for residual laboratory contamination were associated with the various chemistry disciplines, including General Chemistry, Organic Chemistry, and Inorganic Chemistry.

Most of the laboratory fume hood exhaust duct systems and acid waste plumbing systems found throughout the Natural Science Building are original to the 1972 construction of the building. A fume hood upgrade project occurred in 1995 during which some of the originally installed fume hoods were replaced and some additional fume hoods were installed. There were approximately 41 fume hoods observed remaining throughout the building. Although some of the laboratory spaces have been upgraded, the laboratory fume hood exhaust ducting and acid waste plumbing systems appear to remain mostly original to the construction of the building.

Sampling of the laboratory acid waste plumbing trap contents was as follows. Typical sampling procedures would normally include the disassembly of multiple individual laboratory sink traps, dumping the liquid and solid contents into a composite sampling container, followed by reassembling the sink trap. However, given the age of the original acid waste plumbing system throughout the Natural Science Building, the fact that spare parts and seals were not readily available, and the necessity to forego any future leaking issues, normal sampling procedures were not employed for the sink traps. Sampling procedures for all of the laboratory sink traps involved utilizing a 350 milliliter syringe attached to plastic tubing sized according to the screen size of the sink drain to mix then draw up the liquid and solid contents together into the syringe. The contents were then evacuated into a filter unit that was 500 milliliter in capacity with a 75 mm diameter 0.45-micron filter that utilized a hand suction tool to separate the liquid fraction of the sample from the solid fraction. This methodology limited the volume of solid contents that were retrieved. The solid material that was collected from the sink trap was scraped off the filter surface and placed into the analytical laboratory provided sampling containers. Watts was able to collect enough material to submit a sediment/solid sample for select total concentrations analysis. After separation, the liquid portion of the sample from the various sink traps was placed into a large stainless steel sampling container for homogenization purposes, then subsequently placed into the analytical laboratory provided sampling containers.

Since the contents of the laboratory acid waste plumbing system must be disposed of, the solid materials must be evaluated to determine if they exhibit the RCRA toxicity

characteristics of a hazardous waste. Normally, this would be done through TCLP analysis. However, due to a limited volume of solids available for sampling via the alternative methodology, the samples were only submitted for the analysis of total concentrations of metals. TCLP testing requires more than ten times the sample volume when compared to the volume required for the analysis of total concentrations of metals.

The total concentrations can be compared to RCRA TCLP regulatory limits by applying the twenty times rule (20x Rule). This accepted method of determining worst case TCLP values from total concentrations divides the total concentration by 20 in consideration of the TCLP dilution procedure for analysis. The worst case TCLP concentration assumes that all of the compound would leach out of the sample.

A simple mercury-vapor screening utilizing a Jerome J405 Mercury Vapor Analyzer was conducted alongside the initial laboratory contaminated materials investigation that focused on the acid waste plumbing system and laboratory fume hood exhaust system within the laboratories of the Natural Science Building. Screening locations included beneath miscellaneous lab tables and lab sinks, in fume hoods and within various equipment drawers and sink drains. Initially, a complete and thorough assessment was not conducted and only a limited screening was completed. The Jerome J405 Mercury Vapor Analyzer was also used to assess the breathing zone conditions during acid waste contents sampling, during which no elevated readings were observed. Low variable detections were observed immediately at the bulk solid contents sample (within one foot). Elevated mercury vapor readings were observed within sink drains in Rooms 3011, 3018 and 3032 with results ranging from 0.52 $\mu\text{g}/\text{m}^3$ to 5.82 $\mu\text{g}/\text{m}^3$. No other mercury vapor readings were detected in any of the other tested rooms during the cursory mercury-vapor screening that was conducted alongside the initial laboratory contaminated materials investigation.

Subsequent to the initial site visit, a more thorough and detailed mercury vapor inspection of the entire Phase I project area was completed by Watts. During this subsequent site visit, explosives chemicals testing was also conducted at each fume hood location throughout the entire building. These additional investigations are discussed in greater detail later within this section and in the report.

Watts' personnel also collected samples of the glass acid waste piping and traps. The samples were collected from a stockpile of spare parts located within Room 0008 within the basement of the Natural Science Building. While onsite, Watts processed the glass to be less than 1 centimeter in size. This size requirement is prescribed within the Toxicity Characteristic Leachate Procedure (TCLP) analysis sample extraction methodology.

One (1) composite sample of the dust and debris deposits found within the laboratory fume hood exhaust system ducts at the Natural Science Building was collected for lab analysis. The sample was composited from multiple locations in multiple laboratories in an attempt to fulfill the volume requirements to meet the laboratory analytical protocol.

Typical sampling strategy for the collection of the contents within the laboratory fume hood

exhaust ductwork was expected to incur by cutting the ductwork open at manifold locations where deposition of solids is expected to occur. This procedure was not possible at the Natural Science Building as the ductwork was constructed from a thick gauge of stainless steel. As a result, sampling locations were selected within the fume hoods at the origin of the ductwork within multiple laboratory rooms throughout the building.

During this investigation, Watts's sampling program included the collection of the following:

- One (1) aqueous sample obtained from the laboratory acid waste plumbing sink traps to characterize whether contaminants were present that would require hazardous waste disposal;
- One (1) sample of the sediment/solids obtained from the laboratory acid waste plumbing sink traps to characterize whether contaminants were present that would require hazardous waste disposal;
- One (1) sample of the dust/debris from the laboratory fume hoods exhaust systems to characterize whether contaminants were present that would require hazardous waste disposal; and,
- One (1) acid waste piping sample to identify if the glass piping would be considered a hazardous waste when disposed of.

Samples of the contents of the acid waste plumbing system and fume hoods were collected as composites from several rooms as listed below:

- Sample 20186-FH01 (solid) – laboratory fume hoods in Rooms 3011, 3017, 3028, 3030, and 3032
- Sample 20186-AWP01 (solid) – spare parts obtained from a storage locker located in Room 0008
- Sample 20186-AW-Liquid-01(aqueous) – laboratory sink traps located in Rooms 3011, 3017, 3018, 3028 and 3032
- Sample 20186-AW-Solid-01 (solid) – laboratory sink traps located in Rooms 3011, 3017, 3018, 3028 and 3032

Upon a subsequent request from SUCF, Watts' personnel returned to the Natural Science Building between August 19 and 28, 2024 and used the Jerome J405 Mercury Vapor Analyzer to conduct a thorough investigation for mercury vapor associated with the laboratory casework (lab tables, lab drawers, lab cabinets, beneath lab sinks, lab cupboards, etc.) throughout the laboratory and support spaces of the building that are part of Phase 1 for this project. Watts also investigated a few additional areas outside of the Phase 1 project area as requested during the inspection by SUNY Purchase facility personnel. The mercury vapor analyzer was used in an effort to inspect for remnant mercury that may be present beneath laboratory casework and/or within the drawers and cabinets of the casework. Real-time mercury vapor readings were taken to identify mercury contamination that may be present from historic mercury spills and/or mercury-containing instrument breakage. A total of two thousand nine hundred and thirty-one (2,931) individual spaces were assessed for mercury vapor as part of this assessment. See Section 3.5 for a detailed

list of the locations where mercury vapor was detected and the range of readings that were detected at each location.

It was discovered during the mercury vapor inspection that there were approximately a few hundred lab drawers that were locked and inaccessible. Suny Purchase Natural Science Building faculty either unlocked the drawers or provided Watts access to the various individual keys that could unlock the individual drawers at all but 17 drawers or cabinets within 6 rooms. The following list is a summary of the laboratory casework individual spaces that could not be accessed and were not tested for mercury vapor:

- 1 drawer within Room 0019 (drawer 0019-119)
- 4 drawers within Room 0027 (drawers LT-05, LT-15, LT-16, and LT-17)
- 9 drawers within Room 2048 (drawers 2048-02, 2048-03, 2048-05, 2048-06, 2048-09, 2048-26, 2048-30, 2048-35, and 2048-36)
- 1 drawer within Room 2054 (drawer 2054-22)
- 1 drawer within Room 3017 (drawer 3017-06)
- 1 drawer within Room 3018 (drawer 3018-11)

Conditions beneath the laboratory casework were assessed for mercury vapor approximately every 10 linear feet. The inspection for mercury vapor sometimes required destructive means to access the interior casework space. Where possible, Watts disassembled the casework or removed covebase, but where disassembling was not possible or feasible, Watts drilled a ½" hole through the casework covebase to collect the mercury vapor reading through the hole. The majority of the spaces beneath the casework were not sealed and gaps were noted in between the casework covebase in most locations.

Individual spaces that were inspected for mercury vapor were referenced by their room number, cardinal direction, type of casework (drawer, lab table cabinet, cupboards, etc.), and the specific numbers located on the individual spaces, if present, otherwise arbitrary numbers were assigned. Any individual drawers or cabinet spaces exhibiting elevated mercury vapor readings were locked (wherever possible) and marked in the field with permanent markers to denote that the space is contaminated with mercury vapor and facility personnel were advised. Any mercury vapor detections associated with the spaces beneath the casework were not marked, however none of these locations are readily accessible to faculty or students. Also, the mercury vapor levels immediately outside of the interstitial casework space did not display elevated mercury vapor readings, thus should not be of concern until demolition of the casework occurs.

During the subsequent site visit, Watts conducted a basic screening via a spray/wipe screening test kit for reactive/unstable perchlorates, perchloric/picric acids, and lead azides at each fume hood to potentially identify historical use of these chemicals. These qualitative explosive test kits were supplied by Mistral Inc., and included Expray 1 for picric acids, DropEx P for perchlorates, and ExPen AZ for lead azides. A complete building wide assessment of the entire fume hood system (including the interior of the ducts, fans, etc.) was not included in the scope of this screening.

Photographs can be found in **Appendix A**. The photographs show conditions as they existed in the building at the time the investigations were performed. The photographs were taken by Watts during the investigation or were photographs provided by the architect that were taken during their initial walkthrough.

3.0 LABORATORY ANALYSIS, CONCLUSIONS, AND RECOMMENDATIONS

Watts collected one (1) aqueous sample and one (1) sediment/solid sample of the contents found within the laboratory sink traps in the laboratories. Watts also collected one (1) representative sample of the glass piping and traps used within the laboratories throughout the building and one (1) dust/debris sample of the material found in the laboratory fume hoods exhaust systems.

The sample of the laboratory acid waste plumbing trap contents was composited from multiple traps across several laboratories in an attempt to fulfill the volume requirements of the laboratory analytical protocol (the specific locations are detailed in the previous section). The aqueous sample was analyzed for total concentrations of Target Analyte List (TAL) for metals including mercury and cyanide; Target Compound List (TCL) for volatile organic compounds (VOCs) and semi-volatile organic compounds (SVOCs); and PCBs. Due to the limited volume of solids retrieved from the traps, the solid sample was only analyzed for TAL metals including mercury and cyanide.

The sample of the glass acid waste piping system was collected and submitted to the laboratory for a full TCLP analysis for disposal purposes, including Reactivity, Ignitability, and Corrosivity.

The sample of the laboratory fume hoods exhaust systems contents was composited from multiple fume hoods across several laboratories in an attempt to fulfill the volume requirements of the laboratory analytical protocol. The solid sample was analyzed for TAL metals including mercury and cyanide and TCLP analysis for metals, SVOCs, pesticides, and herbicides.

The collected samples were analyzed by Alpha Analytical in Westborough, Massachusetts. Alpha Analytical, Inc. is a New York State Department of Health (NYSDOH) approved laboratory and a participant in the National Voluntary Laboratory Approval Program (NVLAP). For a copy of the laboratory analytical reports, please see **Appendix B - Laboratory Analytical Results**.

The following tables can be found immediately after the page it is referenced within, and each table summarizes the specific types of analytical results for the detected compounds or the field inspection instrumentation readings:

- **Table 3-1 - Acid Waste Piping Aqueous Contents, Analytical Detections and Comparison to NYSDEC and Westchester Co. Regulatory Criteria – Detections Only**
- **Table 3-2a - Acid Waste Piping Solid Contents, Analytical Detections and Comparison to RCRA Regulatory Criteria – Detections Only**
- **Table 3-2b - Acid Waste Piping Contents, Metals Total Quantities Analytical Detections - Detections Only**
- **Table 3-3 - Acid Waste Glass Piping Analytical Detections and Comparison to RCRA Regulatory Criteria - Detections Only**

- **Table 3-4a - Fume Hood Exhaust Duct Contents Analytical Detections and Comparison to RCRA Regulatory Criteria - Detections Only**
- **Table 3-4b - Fume Hood Exhaust Duct Contents Metals Total Quantities Analytical Detections - Detections Only**
- **Table 3-5 – Mercury Vapor Inspection Results – Detections Only**

The analytical results and the field inspection results are discussed in the following associated sections.

3.1 Aqueous Sample Analysis of the Acid Waste Trap Contents

The aqueous sample of the laboratory acid waste plumbing trap contents exhibited total concentrations of numerous constituents, including VOCs, SVOCs, and metals, some of which were above the New York State Department of Environmental Conservation (NYSDEC) and Westchester County applicable regulatory criteria, which includes NYSDEC Division of Water Technical and Operational Guidance Series (TOGS) 1.1.1, Ambient Water Quality Standards and Guidance Values and Groundwater Effluent Limitations in addition to the Westchester County sewer discharge limitations. See **Table 3-1 - Acid Waste Piping Aqueous Contents, Analytical Detections and Comparison to NYSDEC and Westchester Co. Regulatory Criteria – Detections Only** (located on the following page), which details the analytical results for the detected analytes, including the following exceedances of the applicable regulatory criteria:

- Sample 20186-AW-Liquid-01 for 1,2-dichloroethane (1.8 µg/L), styrene (7.8 µg/L), phenol (1.3 µg/L), antimony (290.4 µg/L), cobalt (137.7 µg/L), copper (314.9 µg/L), iron (781 µg/L), lead (429.6 µg/L), mercury (1.64 µg/L) and sodium (124,000 µg/L).

In addition, the presence of significant levels of the various metals in sample 20186-AW-Liquid-01 should be taken into consideration for health and safety purposes, as the presence of these constituents indicates that there is a potential for exposure to personnel during renovation and demolition activities. Anyone involved with the handling and disposal of these materials should be made aware of the potential exposures. In addition, all employers involved with the handling of these materials must monitor their employees to ensure that no employees are exposed at or above any applicable permissible exposure limits (PELs).

3.2 Sediment/Solid Sample Analysis of the Acid Waste Trap Contents

One sample of the solid contents found within the laboratory acid waste plumbing drain traps was collected from the building and analyzed for TAL for metals including mercury and cyanide. Based on the limited amounts of solids collected from the drain traps, metals were the only constituents analyzed by the laboratory.

Table 3-1 - Acid Waste Piping Aqueous Contents
Analytical Detections and Comparison to NYSDEC and Westchester Co. Regulatory Criteria - Detections Only
SUNY Purchase, Rehabilitation of Natural Science Building, SUCF Project #291029-00, Purchase, New York

Sample ID		20186-AW-LIQUID-01		Units	NYSDEC and Westchester County Regulatory Standards (ug/L)			
Lab Sample ID		L2102179-01			NY-AWQS	NY-TOGS-GA	NYSDEC-BADS	Westchester County
Sample Type		Water						
Sample Date:		1/14/2021						
Analyte	CAS Number	Results	Qual					
Volatiles (parts per million)								
Chloroform	67-66-3	6.4		ug/L	7	7	N Sp	N Sp
Carbon tetrachloride	56-23-5	0.57		ug/L	5	5	N Sp	N Sp
1,2-Dichloroethane	107-06-2	1.8		ug/L	0.6	0.6	N Sp	N Sp
Bromodichloromethane	75-27-4	0.32	J	ug/L	50	50	N Sp	N Sp
Toluene	108-88-3	1.7	J	ug/L	5	5	N Sp	N Sp
Styrene	100-42-5	7.8		ug/L	5	930	N Sp	N Sp
Acetone	67-64-1	26		ug/L	50	50	N Sp	N Sp
2-Butanone	78-93-3	27		ug/L	50	50	N Sp	N Sp
Semivolatiles (parts per million)								
Fluoranthene	206-44-0	0.04	J	ug/L	50	50	N Sp	N Sp
Bis(2-ethylhexyl)phthalate	117-81-7	4.2		ug/L	5	5	N Sp	N Sp
Diethyl phthalate	84-66-2	0.42	J	ug/L	50	50	N Sp	N Sp
Acetophenone	98-86-2	0.84	J	ug/L	N Sp	N Sp	N Sp	N Sp
Phenol	108-95-2	1.3	J	ug/L	1	2	N Sp	4000
Benzaldehyde	100-52-7	1.7	J	ug/L	N Sp	N Sp	N Sp	N Sp
Metals (parts per million)								
Aluminum, Total	7429-90-5	136		ug/L	N Sp	2000	N Sp	N Sp
Antimony, Total	7440-36-0	290.4		ug/L	3	6	N Sp	N Sp
Arsenic, Total	7440-38-2	8.08		ug/L	25	50	N Sp	200
Barium, Total	7440-39-3	65.94		ug/L	1000	2000	N Sp	2000
Cadmium, Total	7440-43-9	2.61		ug/L	5	10	N Sp	700
Calcium, Total	7440-70-2	13300		ug/L	N Sp	N Sp	N Sp	N Sp
Chromium, Total	7440-47-3	11.92		ug/L	50	100	N Sp	3000
Cobalt, Total	7440-48-4	137.7		ug/L	N Sp	N Sp	N Sp	0
Copper, Total	7440-50-8	314.9		ug/L	200	1000	N Sp	2800
Iron, Total	7439-89-6	781		ug/L	300	600	N Sp	N Sp
Lead, Total	7439-92-1	429.6		ug/L	25	50	N Sp	400
Magnesium, Total	7439-95-4	1780		ug/L	35000	35000	N Sp	N Sp
Manganese, Total	7439-96-5	289.6		ug/L	300	600	N Sp	N Sp
Mercury, Total	7439-97-6	1.64		ug/L	0.7	1.4	0.8	200
Nickel, Total	7440-02-0	57.54		ug/L	100	200	N Sp	2800
Potassium, Total	7440-09-7	2060		ug/L	N Sp	N Sp	N Sp	N Sp
Silver, Total	7440-22-4	7.7		ug/L	50	100	N Sp	800
Sodium, Total	7440-23-5	124000		ug/L	20000	N Sp	N Sp	N Sp
Thallium, Total	7440-28-0	0.26	J	ug/L	0.5	0.5	N Sp	N Sp
Zinc, Total	7440-66-6	321.9		ug/L	2000	5000	N Sp	1800

Regulatory Criteria based on:

- (NY-AWQS) New York TOGS 1.1.1 Ambient Water Quality Standards criteria reflects all addendum to criteria through June 2004;
- (NY-TOGS-GA) New York TOGS 1.1.1 Groundwater Effluent Limitations criteria reflects all addendum to criteria through June 2004;
- (NYSDEC-BADS) NYSDEC Best Available Technology Economically Achievable (BAT)/Best Professional Judgement (BPJ) bio-accumulative & durable substance's (BADs) limits for new waste streams; and,
- (Westchester County) Charter and Administrative Code of Westchester County, Chapter 824 - County Environmental Facilities Sewer Ordinance, Sec. 824.131. - Permissible concentrations of toxic substances.

Bold and Colored

- exceeds at least one of the applicable regulatory standards.

Laboratory Code:

J = Estimated value. The target analyte concentration is below the quantitation limit (RL), but above the Method Detection Limit (MDL).

Since sample volume of the solid material was limited, a 20-fold dilution factor was used based on the total concentrations to see if TCLP limits could be exceeded. The laboratory acid waste solid sample exhibited concentrations above the RCRA Hazardous Waste regulatory limits by using the dilution rules for chromium, lead, mercury, and silver. See **Table 3-2a - Acid Waste Piping Solid Contents, Analytical Detections and Comparison to RCRA Regulatory Criteria - Detections Only** (located on the following page), which details the analytical results for the detected analytes, including the following exceedances of the applicable regulatory criteria:

- 20186-AW-Solid-01 exhibited concentrations for mercury (249 mg/L), lead (1,470 mg/L), chromium (345 mg/L) and silver (152 mg/L) above the RCRA Hazardous Waste twenty-times rule regulatory limits.

In addition, the presence of significant levels of the various metals in sample 20186-AW-Solid-01 should be taken into consideration for health and safety purposes, as the presence of these constituents indicates that there is a potential for exposure to personnel during renovation and demolition activities. Anyone involved with the handling and disposal of these materials should be made aware of the potential exposures. In addition, all employers involved with the handling of these materials must monitor their employees to ensure that no employees are exposed at or above any applicable permissible exposure limits (PELs). See **Table 3-2b - Acid Waste Piping Contents, Metals Total Quantities Analytical Detections - Detections Only** (located on the following page) for the total concentrations of all of the detected constituents.

3.3 TCLP Analysis of Acid Waste Glass Drain Piping

One sample was collected of the glass components (piping and traps) associated with the laboratory acid waste plumbing system. The sample was analyzed for RCRA disposal purposes, including for full TCLP analysis, Reactivity, Ignitability, and Corrosivity. See **Table 3-3 - Acid Waste Glass Piping Analytical Detections and Comparison to RCRA Regulatory Criteria - Detections Only** (located on the following page), which details the analytical results for the eight RCRA metals. No compounds were detected at a concentration in excess of the RCRA hazardous waste Toxicity criteria. Based upon the analytical results, the laboratory acid waste glass components would not be considered hazardous waste for RCRA Toxicity, Reactivity, Ignitability, or Reactivity when disposed of.

3.4 Laboratory Fume Hood Exhaust System Dust/Debris Analysis

One sample was collected of the dust/debris associated with the laboratory fume hoods exhaust systems. The sample was analyzed for TCLP analysis for RCRA metals, SVOCs, pesticides, and herbicides. See **Table 3-4a - Fume Hood Exhaust Duct Contents Analytical Detections and Comparison to RCRA Regulatory Criteria - Detections Only** (located on the following page), which details the analytical results

Table 3-2a - Acid Waste Piping Solid Contents
 Analytical Detections and Comparison to RCRA Regulatory Criteria - Detections Only
 SUNY Purchase, Rehabilitation of Natural Science Building, SUCF Project #291029-00, Purchase, New York

Sample ID		20186-AW-SOLID-01		Units	Resource Conservation Recovery Act (RCRA) Toxicity Characteristic Leachate Procedure (TCLP) Hazardous Waste Criteria	
Lab Sample ID		L2102179-02			TCLP Regulatory Level	Totals 20 Times Rule (TCLP Reg. Level X 20)
Sample Date:		1/14/2021				
Analyte	CAS Number	Results	Qual			
Metals, Total Concentrations (parts per million)						
Arsenic, Total	7440-38-2	3.92		mg/L	5	100
Barium, Total	7440-39-3	316		mg/L	100	2000
Cadmium, Total	7440-43-9	9.76		mg/L	1	20
Chromium, Total	7440-47-3	345		mg/L	5	100
Lead, Total	7439-92-1	1470		mg/L	5	100
Mercury, Total	7439-97-6	249		mg/L	0.2	4
Silver, Total	7440-22-4	152		mg/L	5	100

Reference Standard based on 20 Times the Resource Conservation Recovery Act (RCRA) Hazardous Waste Toxicity Criteria

Bold and Colored - exceeds 20 times the TCLP Regulatory Level.

Table 3-2b - Acid Waste Piping Contents
 Metals Total Quantities Analytical Detections - Detections Only
 SUNY Purchase, Rehabilitation of Natural Science Building, SUCF Project #291029-00
 Purchase, New York

Sample ID		20186-AW-SOLID-01		Units
Lab Sample ID		L2102179-02		
Sample Date:		1/14/2021		
Analyte	CAS Number	Results	Qual	
Metals (parts per million)				
Aluminum, Total	7429-90-5	4520		mg/kg
Antimony, Total	7440-36-0	292		mg/kg
Arsenic, Total	7440-38-2	3.92		mg/kg
Barium, Total	7440-39-3	316		mg/kg
Beryllium, Total	7440-41-7	0.52	J	mg/kg
Cadmium, Total	7440-43-9	9.76		mg/kg
Calcium, Total	7440-70-2	59600		mg/kg
Chromium, Total	7440-47-3	345		mg/kg
Cobalt, Total	7440-48-4	217		mg/kg
Copper, Total	7440-50-8	4080		mg/kg
Cyanide, Total	57-12-5	1.3	J	mg/kg
Iron, Total	7439-89-6	23900		mg/kg
Lead, Total	7439-92-1	1470		mg/kg
Magnesium, Total	7439-95-4	3020		mg/kg
Manganese, Total	7439-96-5	657		mg/kg
Mercury, Total	7439-97-6	249		mg/kg
Nickel, Total	7440-02-0	241		mg/kg
Potassium, Total	7440-09-7	144	J	mg/kg
Silver, Total	7440-22-4	152		mg/kg
Sodium, Total	7440-23-5	117	J	mg/kg
Thallium, Total	7440-28-0	0.863	J	mg/kg
Vanadium, Total	7440-62-2	10.2		mg/kg
Zinc, Total	7440-66-6	1350		mg/kg

Laboratory Code: J = Estimated value. The target analyte concentration is below the quantitation limit (RL), but above the Method Detection Limit (MDL).

Table 3-3 - Acid Waste Glass Piping
 Analytical Detections and Comparison to RCRA Regulatory Criteria - Detections Only
 SUNY Purchase, Rehabilitation of Natural Science Building, SUCF Project #291029-00, Purchase, New York

Sample ID		20186-AWP01		Units	Resource Conservation Recovery Act (RCRA) Toxicity Characteristic Leachate Procedure (TCLP) Hazardous Waste Criteria
Lab Sample ID		L2101822-02			
Sample Date:		1/13/2021			
					Regulatory Level (mg/L)
Analyte	CAS Number	Results	Qual		
Metals (parts per million)					
Arsenic, Total	7440-38-2	-		mg/L	5
Barium, Total	7440-39-3	0.043	J	mg/L	100
Cadmium, Total	7440-43-9	-		mg/L	1
Chromium, Total	7440-47-3	-		mg/L	5
Lead, Total	7439-92-1	-		mg/L	5
Mercury, Total	7439-97-6	-		mg/L	0.2
Selenium, Total	7782-49-2	-		mg/L	1

Reference Standard based on Resource Conservation Recovery Act (RCRA) Hazardous Waste Criteria

Bold and Colored - exceeds the applicable regulatory standard, see applicable color within Regulatory Level column.
 Laboratory Code: J = Estimated value. The target analyte concentration is below the quantitation limit (RL), but above the Method Detection Limit (MDL).

Notes: - = Not Detected

Table 3-4a - Fume Hood Exhaust Duct Contents
 Analytical Detections and Comparison to RCRA Regulatory Criteria - Detections Only
 SUNY Purchase, Rehabilitation of Natural Science Building, SUCF Project #291029-00, Purchase, New York

Sample ID		20186-FH01		Units	Resource Conservation Recovery Act (RCRA) Toxicity Characteristic Leachate Procedure (TCLP) Hazardous Waste Criteria
Lab Sample ID		L2101822-01			
Sample Date:		1/13/2021			
					Regulatory Level (mg/L)
Analyte	CAS Number	Results	Qual		
Metals (parts per million)					
Arsenic, Total	7440-38-2	0.019	J	mg/L	5
Barium, Total	7440-39-3	0.186	J	mg/L	100
Cadmium, Total	7440-43-9	10.4		mg/L	1
Chromium, Total	7440-47-3	1.07		mg/L	5
Lead, Total	7439-92-1	16.3		mg/L	5
Mercury, Total	7439-97-6	0.0048		mg/L	0.2
Selenium, Total	7782-49-2	0.102	J	mg/L	1

Reference Standard based on Resource Conservation Recovery Act (RCRA) Hazardous Waste Criteria

Bold and Colored

- exceeds the applicable regulatory standard, see applicable color within Regulatory Level column.

Laboratory Code:

J = Estimated value. The target analyte concentration is below the quantitation limit (RL), but above the Method Detection Limit (MDL).

for the detected analytes, including the following exceedances of the RCRA hazardous waste Toxicity criteria:

- Sample 20186-FH01 for cadmium (10.4 mg/L) and lead (16.3 mg/L).

Based upon the analytical results, the dust/debris found within the laboratory fume hoods exhaust systems would be considered hazardous waste for RCRA Toxicity when disposed of.

In addition, the presence of significant levels of the various metals in sample 20186-FH01 should be taken into consideration for health and safety purposes, as the presence of these constituents indicates that there is a potential for exposure to personnel during renovation and demolition activities. Anyone involved with the handling and disposal of these materials should be made aware of the potential exposures. In addition, all employers involved with the handling of these materials must monitor their employees to ensure that no employees are exposed at or above any applicable permissible exposure limits (PELs). See **Table 3-4b - Fume Hood Exhaust Duct Contents Metals Total Quantities Analytical Detections - Detections Only** (located on the following page) for the total concentrations of all of the detected constituents.

3.5 Mercury Vapor Inspection and Mercury Contamination Assessment

Mercury vapor was detected in multiple locations during the inspection of the laboratory casework. Watts identified 47 individual locations/spaces within 15 different rooms with elevated mercury vapor readings, including:

- 43 spaces beneath lab tables, cabinets, and shelving;
- 2 individual drawers (note that these drawers were marked in the field as 'Hg Contaminated/Do Not Use' and taken out of use by SUNY Purchase);
- 1 cupboard where mercury associated compounds are stored; and,
- 1 ambient room reading within the chemical storage area near where mercury associated compounds are stored and elevated mercury vapor readings were observed at spaces beneath shelving.

See **Table 3-5 – Mercury Vapor Inspection Results – Detections Only** (located on the following page) for a summary of the elevated readings and the associated information. See **Appendix C - Mercury Vapor Complete Screening Log** for the readings associated with all two thousand nine hundred and thirty-one (2,931) individual spaces that were assessed for mercury vapor. Within the table and screening log, the individual spaces were referenced by the room numbers, cardinal directions, type of casework (drawer, lab table cabinet, cupboards, etc.), and the specific numbers currently associated with the individual spaces, if present, otherwise arbitrary numbers were assigned. 'As Numbered' indicates that the actual space numbers were used, whereas 'Clockwise' or other directional description indicates that arbitrary numbers were assigned and were inspected in a clockwise

Table 3-4b - Fume Hood Exhaust Duct Contents
 Metals Total Quantities Analytical Detections - Detections Only
 SUNY Purchase, Rehabilitation of Natural Science Building, SUCF Project #291029-00
 Purchase, New York

Sample ID		20186-FH01		Units
Lab Sample ID		L2101822-01		
Sample Date:		1/13/2021		
Analyte	CAS Number	Results	Qual	
Metals (parts per million)				
Aluminum, Total	7429-90-5	7640		mg/kg
Antimony, Total	7440-36-0	22.2		mg/kg
Arsenic, Total	7440-38-2	10.6		mg/kg
Barium, Total	7440-39-3	288		mg/kg
Beryllium, Total	7440-41-7	0.089	J	mg/kg
Cadmium, Total	7440-43-9	265		mg/kg
Calcium, Total	7440-70-2	45100		mg/kg
Chromium, Total	7440-47-3	1390		mg/kg
Cobalt, Total	7440-48-4	3030		mg/kg
Copper, Total	7440-50-8	746		mg/kg
Cyanide, Total	57-12-5	4.9		mg/kg
Iron, Total	7439-89-6	22600		mg/kg
Lead, Total	7439-92-1	1320		mg/kg
Magnesium, Total	7439-95-4	4440		mg/kg
Manganese, Total	7439-96-5	562		mg/kg
Mercury, Total	7439-97-6	2.21		mg/kg
Nickel, Total	7440-02-0	1190		mg/kg
Potassium, Total	7440-09-7	2190		mg/kg
Silver, Total	7440-22-4	28.1		mg/kg
Sodium, Total	7440-23-5	2600		mg/kg
Thallium, Total	7440-28-0	6.62		mg/kg
Vanadium, Total	7440-62-2	27.2		mg/kg
Zinc, Total	7440-66-6	3070		mg/kg

Laboratory Code: J = Estimated value. The target analyte concentration is below the quantitation limit (RL), but above the Method Detection Limit (MDL).

Table 3.5 - Mercury Vapor Inspection Results – Detections Only								
SUNY Purchase, Rehabilitation of Natural Science Building, SUCF Project #291029-02, Purchase, New York								
Building: Natural Science Building, Phase I				Survey Conducted By: Matt Holquist, Rachele Anthony, Robert Swick				
Location: SUNY Purchase				Project Name/Location: Renovate Natural Science Building Phase I/SUNY Purchase				
Project Number: 20186				Instrument: Jerome J405 Serial #: 40500555				
Zero Test: Start Jerome where no Mercury Vapor is present and reading should be Zero micrograms/cubic meter ($\mu\text{g}/\text{m}^3$)								
Sample Type: A=Ambient, conducted approximately 1 meter from the floor.								
S=Specific Location, conducted approximately 0.1 meter from the surface.								
Detection Limit (DL) for this unit is 0.01 micrograms/cubic meter ($\mu\text{g}/\text{m}^3$)								
Any reading less than 0.01 micrograms/cubic meter ($\mu\text{g}/\text{m}^3$) including 0 micrograms/cubic meter ($\mu\text{g}/\text{m}^3$) is considered <DL $\mu\text{g}/\text{m}^3$								
Room #	Location ID	Date	Time	Temp (°F)	Relative Humidity (%)	Sample Type	Notes	Results ($\mu\text{g}/\text{m}^3$)
0005	UWLT-02	8/27/2024	14:46	75	58	S	Under West Lab Table (South to North) (Under Cabinet 0005-02) Readings from 1.45 to 3.42.	3.42
0019	UFLT-1	8/22/2024	16:10	72	47	S	Under East Lab Table (North to South) Consistent elevated readings ranging between 72.81 and 192.9.	192.90
0022B	A-02	8/27/2024	12:41	72	70	A	Ambient Room Readings (North to South, from Door on East Wall at NE end) Consistent elevated readings ranging between 1.76 to 1.77.	1.77
0022B	UWWS-01	8/27/2024	12:43	72	70	S	Under West Wall Shelving (South to North) (SW corner shelf) Consistent elevated readings ranging between 5.01 to 6.74.	6.74
0022B	UWWS-02	8/27/2024	12:44	72	70	S	Under West Wall Shelving (South to North) (Northernmost shelf along the west wall) Consistent elevated readings ranging between 14.02 to 16.05.	16.05
0022B	UG-01	8/27/2024	12:45	72	70	S	Under Grate at Door on East Side Consistent elevated readings ranging between 0.73 to 1.45.	1.45
2019-2024	S-14	8/19/2024	17:09	71	50	S	South Wall Lab Table Drawers and Cabinets (Clockwise) Second drawer down from top. Drawer marked contaminated. Front left crevice/seam of drawer had multiple positive readings ranging from 0.58 to 1.88.	1.88
2044	UMLT-4	8/23/2024	12:18	70	49	S	Under Middle Lab Table (South Side, West End) Consistent elevated readings ranging between 0.79 and 1.21.	1.21
2044	UMLT-8	8/23/2024	12:22	70	49	S	Under Middle Lab Table (North Side, East End) Consistent elevated readings ranging between 1.68 and 15.45.	15.45
2044	USLT-1	8/23/2024	12:23	72	47	S	Under South Lab Table (East to West) Consistent elevated readings ranging between 1.21 and 1.87.	1.87
2044	USLT-3	8/23/2024	12:23	72	47	S	Under South Lab Table (East to West) Consistent elevated readings ranging between 15.97 and 56.47.	56.47
2044	USLT-4	8/23/2024	12:23	72	47	S	Under South Lab Table (East to West) Consistent elevated readings ranging between 10.55 and 15.61.	15.61
2044	UWSFH-1	8/23/2024	12:26	72	47	S	Under West Sinks Consistent elevated readings ranging between 2.65 and 3.11.	3.11
2044	UWSFH-1	8/23/2024	12:26	72	47	S	Under East Sink Consistent elevated readings ranging between 0.68 and 1.22.	1.22
2048	UCLT-8	8/23/2024	11:35	70	50	S	Under Center Lab Table (North Side, East End) Consistent elevated readings ranging between 8.30 and 11.88.	11.88
3011	UNLTI-1	8/20/2024	13:27	70	50	S	Under North Lab Table Island (NW) Consistent elevated readings ranging between 1.1 and 15.02.	15.02
3011	UNLTI-2	8/20/2024	13:28	70	50	S	Under North Lab Table Island (NE) Consistent elevated readings ranging between 0.67 and 6.8.	6.80
3011	UMLTI-1	8/20/2024	14:05	70	48	S	Under Middle Lab Table Island (NW) Consistent elevated readings ranging between 0.51 and 2.21.	2.21
3016	USLT-1	8/21/2024	15:01	72	44	S	Under South Lab Table Drawers and Cabinets (East to West) Consistent elevated readings ranging between 2.27 and 8.47.	8.47
3017	UNC-1	8/22/2024	9:02	70	46	S	Under North Cabinet Consistent elevated readings ranging between 51.27 and 135.3.	135.30
3018	UNLTI-4	8/21/2024	13:25	72	45	S	Under North Lab Table Island (NE) Consistent elevated readings ranging between 5.56 and 13.51.	13.51
3018	UNLTI-5	8/21/2024	13:35	72	45	S	Under North Lab Table Island (SE) Consistent elevated readings ranging between 0.9 and 1.19.	1.19
3018	USLTI-4	8/21/2024	13:51	72	45	S	Under South Lab Table Island (NE) Consistent elevated readings ranging between 4.03 and 56.91.	56.91
3018	USLTI-5	8/21/2024	14:00	72	45	S	Under South Lab Table Island (SE) Consistent elevated readings ranging between 0.73 and 2.80.	2.80
3020	UWLT-4	8/21/2024	15:59	70	42	S	Under West Lab Tables (South to North) Consistent elevated readings ranging between 2.98 and 5.14.	5.14
3028	3028-112	8/20/2024	16:23	70	46	S	South Lab Table Island Drawers (As Numbered) Drawer marked. Consistent elevated readings within drawer ranging between 0.67 and 77.01, with higher readings at the outer edges/seams and the lower readings nearer to the middle of the metal drawer.	77.01
3028	USLTI-1	8/20/2024	16:57	70	45	S	Under South Lab Table Island (NE) Consistent elevated readings ranging between 3.42 and 7.73.	7.73
3028	USLTI-2	8/20/2024	17:00	70	45	S	Under South Lab Table Island (NW) Consistent elevated readings ranging between 1.02 and 1.71.	1.71
3028	USLTI-3	8/20/2024	17:04	70	45	S	Under South Lab Table Island (SE) Consistent elevated readings ranging between 28.7 and 128.0.	128.0
3028	USLTI-4	8/20/2024	17:08	70	45	S	Under South Lab Table Island (SW) Consistent elevated readings ranging between 5.44 and 35.13.	35.13
3028	USWLT-1	8/20/2024	17:11	70	45	S	Under South Wall Lab Table (West to East) Consistent elevated readings ranging between 1.68 and 12.94.	12.94
3028	USWLT-2	8/20/2024	17:15	70	45	S	Under South Wall Lab Table (West to East) Consistent elevated readings ranging between 1.80 and 8.42.	8.42
3028	UNWLT-1	8/20/2024	17:20	70	45	S	Under Northwest Lab Table Island (NE) Consistent elevated readings ranging between 0.71 and 1.78.	1.78
3028	UNWLT-2	8/20/2024	17:24	70	45	S	Under Northwest Lab Table Island (SE) Consistent elevated readings ranging between 2.91 and 4.89.	4.89
3028	UNWLT-3	8/20/2024	17:28	70	44	S	Under Northwest Lab Table Island (SW) Consistent elevated readings ranging between 1.51 and 2.56.	2.56
3028	UNWLT-4	8/20/2024	17:32	70	44	S	Under Northwest Lab Table Island (NW) Consistent elevated readings ranging between 2.57 and 5.70.	5.70
3028	UNELTI-1	8/20/2024	17:34	70	44	S	Under Northeast Lab Table Island (NE) Consistent elevated readings ranging between 0.8 and 2.82.	2.82
3028	UNELTI-4	8/20/2024	17:40	70	44	S	Under Northeast Lab Table Island (NW) Consistent elevated readings ranging between 4.83 and 20.98.	20.98
3032	UNLTI-1	8/21/2024	10:42	70	47	S	Under North Lab Table Island (NW) Consistent elevated readings ranging between 1.58 and 8.23.	8.23
3032	UNLTI-5	8/21/2024	10:54	70	47	S	Under North Lab Table Island (W) Consistent elevated readings ranging between 0.53 and 1.03.	1.03
3032	UWLT-3	8/21/2024	11:05	70	47	S	Under West Lab Table Island (N) Consistent elevated readings ranging between 17.44 and 34.90.	34.90
3032	UFLT-2	8/21/2024	11:25	70	47	S	Under East Lab Table Island (NW) Consistent elevated readings ranging between 5.74 and 18.28.	18.28
3032	UFLT-4	8/21/2024	11:38	70	47	S	Under East Lab Table Island (NE) Consistent elevated readings ranging between 0.51 and 1.08.	1.08
3032	UFLT-5	8/21/2024	11:42	70	47	S	Under East Lab Table Island (SE) Consistent elevated readings ranging between 0.56 and 0.72.	0.72
3022	ULT-1	8/21/2024	16:18	70	44	S	Under Lab Table (South to North) Consistent elevated readings ranging between 0.97 and 1.91.	1.91
3030	C-6	8/22/2024	10:05	72	43	S	Cupboards (Clockwise) (NW Cupboard) Cupboard location is immediately adjacent to the doorway. Elevated readings within this cupboard ranged from 2.30 to 5.30, note that there are many mercury compounds stored within this chemical storage cupboard. Space opened up for a period of time and additional readings taken immediately at the shelving still showed elevated results.	5.30
3030	UFH-1	8/22/2024	10:21	72	43	S	Under North Fume Hood Consistent elevated readings ranging between 0.76 and 0.85.	0.85

direction, or the direction indicated.

3.6 Picric Acids, Perchlorates, and Lead Azides Testing

As previously mentioned, it was advised by SUNY Purchase facility personnel that historic research with picric acids, perchlorates, and other potentially explosive residues was conducted in the past at this facility. Field screenings for these compounds and/or residues were conducted at all identified fume hoods throughout the Natural Science Building. Watts conducted the basic screening via a spray/wipe screening test kit for reactive/unstable perchlorates, perchloric/picric acids and lead azides at each fume hood to potentially identify historical use of these chemicals. These qualitative explosive test kits were supplied by Mistral Inc., and included Expray 1 for picric acids, DropEx P for perchlorates, and ExPen AZ for lead azides. No perchlorates, picric acids, or lead azides were detected at any of the forty-one (41) fume hoods tested at the Natural Science Building. A complete building wide assessment of the entire fume hood system (including the interior of the ducts, fans, etc.) was not included in the scope of this screening.

3.7 Conclusions and Recommendations

Contents of the Laboratory Acid Waste Plumbing System

The liquid and solid contents found within the laboratory acid waste plumbing system in the Natural Science Building have been identified as having elevated concentrations of metals that may be of potential concern regarding the health and safety for the construction workers during demolition. In addition, the liquid sample exceeded the NYSDEC and Westchester County regulatory criteria and the solid sample had chromium, lead, mercury, and silver all detected above the RCRA toxicity levels for a hazardous waste using the twenty times rule. High analytical concentrations of mercury and the detection of mercury vapor indicates that it is likely that mercury in its elemental form is intermittently present throughout the laboratory acid waste plumbing network, especially within the sink traps or other low-lying areas. As a result, any liquids or sediments/solids found within the laboratory acid waste piping network that are to be removed as part of the project should be considered a hazardous waste for mercury (D009 waste code). In addition to mercury contamination, the levels of chromium, lead, and silver detected within the solid sample submitted for analysis indicates that the waste is also considered hazardous waste for chromium (D007 waste code), lead (D008 waste code), and silver (D011 waste code).

As a result of the exceedances of the NYSDEC regulatory criteria, the liquid and solid contents should not be discharged into any storm sewer or be allowed to infiltrate the groundwater. The laboratory acid waste plumbing system should be drained of all the liquids including collecting any sediments/solids found within each of the sink traps and all other low points. Drained materials may require additional characterization to determine proper treatment and disposal but at no time should the waste material

lose the chromium (D007), lead (D008), mercury (D009), or silver (D011) waste codes due to dilution. The removal and handling of these acid waste plumbing lines must be conducted in a manner that ensures the safety of all workers and that additional contamination does not occur from leaks, spills, and breakage.

As a result of the analysis indicating elevated levels of mercury (249 mg/L) in sample 20186-AW-Solid-01 and the detection of mercury vapor in several laboratory sink drains, special waste disposal restrictions will apply. When elemental mercury or levels of mercury greater than 260 mg/kg are present, the waste must undergo the process of retorting to vaporize and recapture all of the mercury prior to land disposal of the remaining portions of the hazardous waste. Although the sample collected as part of this investigation did not exceed the 260 mg/kg criteria, there was evidence observed of elemental mercury present within the laboratory acid waste plumbing system. As a result of the limitations of the sampling methodology, it is likely that higher mercury levels would have been detected if the sink traps could have been disassembled (as they would be during renovation) and all of the contents could have been retrieved for sampling purposes. Elemental mercury cannot be disposed of and must be recycled via retorting. Since costs are significant, it is recommended that waste consolidation methods be employed that properly segregate each waste into their respective waste streams.

While onsite during the sampling event, the facility was investigated for the presence of an acid waste neutralization tank associated with the laboratory acid waste plumbing system. SUNY Purchase personnel familiar with the Natural Science Building were not aware of an acid waste neutralization tank. They showed Watts' personnel where the laboratory acid waste plumbing system manifolds together within a house trap pit present in the floor slab within Room 0021 on the basement level which subsequently exits the building footprint. They were not aware of an underground acid waste neutralization tank existing outside of the building, nor did the record plan drawings for the Natural Science Building show one associated with the facility. The plumbing trap that is present within the house trap pit, along with all other acid waste plumbing system low lying areas throughout the Natural Science Building, should be assumed to contain elevated levels of the previously identified metals that were discussed above, and the contents should be processed for proper handling and disposal. If an acid waste neutralization tank is identified or discovered, the same assumptions should be made for its contents.

Components (piping and traps) of the Laboratory Acid Waste Plumbing System

The glass components (piping and traps) associated with the laboratory acid waste plumbing network has not been shown to be RCRA hazardous based on the sample that was collected for laboratory analysis. The glass that was utilized for sampling did not have evidence of any visual appreciable deposits of foreign materials. During building demolition/renovation, additional sampling may be requested by the treatment storage, and disposal facilities (TSDF) associated with disposal of the acid

waste glass piping. Given the results of the analysis on the piping that was tested, the piping is considered non-hazardous at this time and will likely be handled as a construction and demolition solid waste for disposal.

Any glass piping from the laboratory acid waste plumbing system that has visible appreciable deposits or residues should be segregated into a third waste stream awaiting additional disposal characterization or properly cleaned prior to disposal as a solid waste. This includes the empty glass traps and likely any low-lying sections of glass piping. This waste stream should be a separate waste stream from both the waste stream that contains the hazardous waste contents of the acid waste plumbing system and the waste stream that contains the clean glass piping that will be disposed of within a solid waste landfill.

Given the historical use of the glass piping at the Natural Science Building, Watts recommends that none of the glass piping or traps be allowed to be recycled. All of the glass should be permanently disposed of within the appropriate waste disposal facility.

Laboratory Fume Hood Exhaust Duct System Contents

The results of the TCLP and total concentrations sample analysis of the dust/debris collected from within the fume hood exhaust determined that there are significant levels of various metals. The TCLP analysis detected cadmium and lead concentrations in excess of RCRA toxicity regulatory criteria. Thus, the contents of the fume hood exhaust duct system are hazardous for these compounds. As a result, all deposits, dust, and debris found within the fume hood exhaust ductwork network should therefore be removed, collected, and disposed of properly and should be considered a hazardous waste for cadmium (D006 waste code) and lead (D008 waste code). The total concentrations analysis detected the presence of significant levels of the various metals that should be taken into consideration for health and safety purposes, as the presence of these constituents indicates that there is a potential for exposure to personnel during renovation and demolition activities. Anyone involved with the handling and disposal of these materials should be made aware of the potential exposures. In addition, all employers involved with the handling of these materials must monitor their employees to ensure that no employees are exposed at or above any applicable permissible exposure limits (PELs). **See Table 3-4b** (located previously within this report) for the total concentrations of all of the detected constituents.

The fume hood ductwork should be cleaned to remove all dust/debris within the ductwork. The dust/debris materials may require additional characterization to determine proper treatment and disposal but at no time should the waste material lose the cadmium (D006) and lead (D008) waste codes due to dilution. Standard work practices should include the use of proper personal protective equipment (PPE) and engineering controls to ensure the safety of all remediation workers. The removal and

handling of the ductwork must be conducted in a manner that ensures the safety of all workers and that the spread of hazardous waste (the dust and debris) contamination does not occur during the removal and cleaning of the ductwork.

The remediation design should include the development of specifications that describe the proper manner in which the removed materials must be handled for removal and disposal. It should also address the necessary requirements in order to properly remove all chemical contamination prior to disposal or recycling of the stainless-steel metal ducts. It is also recommended that if recycling of the fume hood exhaust duct system metals is to occur, the recycling facility be advised that the metal was used for laboratory fume hood duct and that prior chemical contamination was identified. The recycling facility may require additional testing or confirmation of the removal of the contamination.

Picric Acids, Perchlorates, and Lead Azides Recommendations

The qualitative explosive testing that was conducted for perchlorates, picric acids, and lead azides did not result in any confirmed detections of the compounds at any of the forty-one (41) fume hoods that were tested at the Natural Science Building. Given these test results and the minimal historical presence of these chemicals, it is not likely that there are any residual issues of concern.

Laboratory Casework Associated Remnant Mercury Recommendations

It is understood that elemental mercury was historically used in thermometers, and that thermometer breakage frequently occurs within educational laboratory environments. Thus, the source of the elemental mercury within the laboratories is logically assumed to be from broken thermometers and/or other gauges and devices that contain mercury. EPA considers disposing of elemental mercury and spill residues as a U151 hazardous waste that requires retorting (per EPA's Land Disposal Restrictions: Treatment Standards for Mercury-Bearing Hazardous Waste; Notice of Data Availability, 1/29/2003, Docket Number: RCRA-2002-0029). Elemental mercury or high mercury concentrations (above 260 mg/kg total mercury) will require the mercury and the contaminated items to be transported for mercury recovery "RMERC" in a thermal processing unit. These units are commonly referred to as "retorters" and the recovery process as "retorting". As a result, any items that are to be removed as part of the project that are contaminated by the mercury at concentrations >260 mg/kg and any elemental mercury that is encountered and collected will need to be handled as a U151 mercury waste and properly retorted. Any laboratory casework at concentrations <260 mg/kg could be disposed of as a D009 hazardous waste for low levels of mercury. Regardless of which treatment/disposal method is employed, all elemental mercury and mercury contaminated waste must be considered a hazardous waste for mercury and properly handled, treated, and disposed of in an appropriate manner.

Appendix A

Site Photographs



Photo 1 - Laboratory acid waste plumbing line trap with solid contents located within the Natural Science Building.



Photo 2 - Laboratory acid waste plumbing line trap with solid contents located within the Natural Science Building.



Photo 3 – Original fume hood units (circa 1972) located within the General Chemistry Laboratory.



Photo 4 – One of the newer laboratory fume hood exhaust units (circa 1995) within the Natural Science Building.



Photo 5 - Original fume hood unit (circa 1972) located within one of the chemistry laboratories.



Photo 6 - Laboratory exhaust units (installation date not known) that are not associated with a fume hood located within the Natural Science Building.



Photo 7 - Laboratory fume hood exhaust ducts and fan units within the Penthouse at the Natural Science Building.



Photo 8 - Laboratory fume hood exhaust ducts and fan units located outside of the Penthouse on the roof level at the Natural Science Building.



Photo 9 – Collection of dust/debris from within the duct of one of the fume hoods in the Organic Chemistry Laboratory.



Photo 10 – Collection of dust/debris from within the duct of one of the fume hoods in the General Chemistry Laboratory.

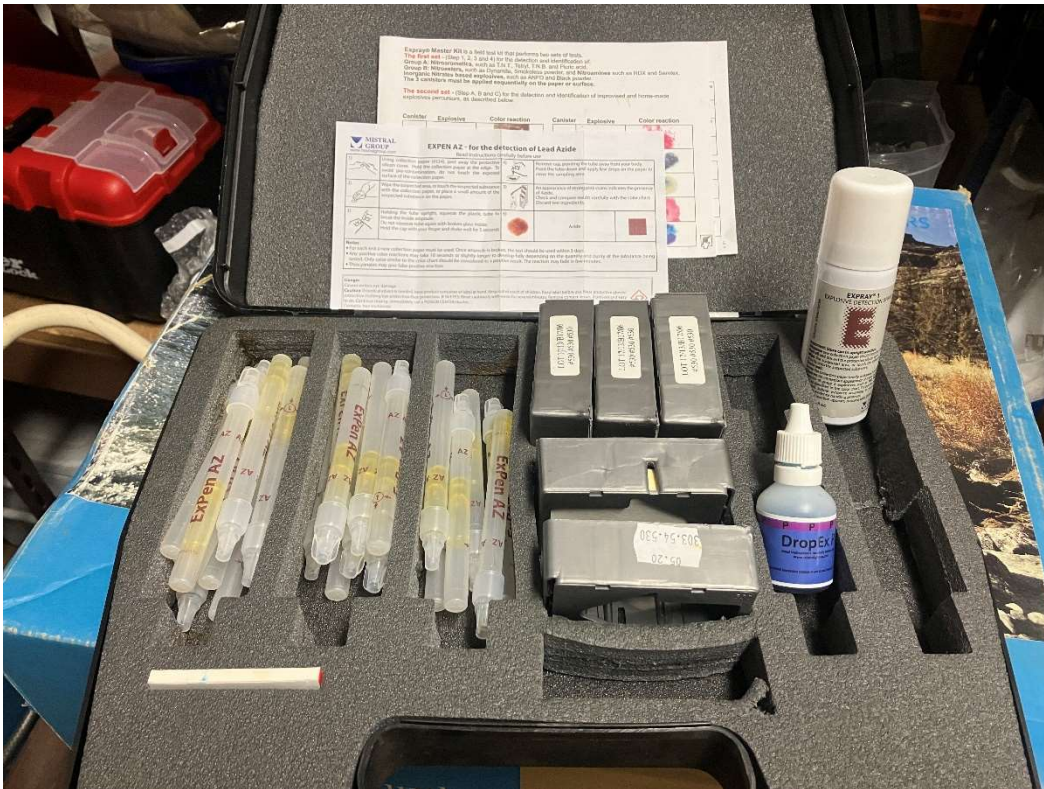


Photo 11 – Explosives test kit by Mistral, including Expray 1, DropEX P, and ExPen AZ to field screen for Picric Acids, Perchlorates, and Lead Azides.



Photo 12 –Elevated mercury vapor readings detected beneath some laboratory casework. Readings collected by inserting the instrument tube in between the opened seams of the covabase and collecting readings from beneath the laboratory casework.



Photo 13 - Elevated mercury vapor readings were detected in Drawer S-14 within Rooms/Suite 2019-2024. The drawer was marked and facility personnel was advised to remove the drawer from use.



Photo 14 - Typical laboratory space within the Natural Science Building where mercury vapor readings were taken from within each drawer, cabinet, cupboard, or beneath the casework.

Appendix B

Laboratory Analytical Results



ANALYTICAL REPORT

Lab Number:	L2101822
Client:	Watts Architecture & Engineering P.C 95 Perry Street Suite 300 Buffalo, NY 14203
ATTN:	Matt Holquist
Phone:	(716) 206-5100
Project Name:	SUNY PURCHASE NAT. SCIENCE BLD
Project Number:	20186
Report Date:	01/27/21

The original project report/data package is held by Alpha Analytical. This report/data package is paginated and should be reproduced only in its entirety. Alpha Analytical holds no responsibility for results and/or data that are not consistent with the original.

Certifications & Approvals: MA (M-MA086), NH NELAP (2064), CT (PH-0574), IL (200077), ME (MA00086), MD (348), NJ (MA935), NY (11148), NC (25700/666), PA (68-03671), RI (LAO00065), TX (T104704476), VT (VT-0935), VA (460195), USDA (Permit #P330-17-00196).

Eight Walkup Drive, Westborough, MA 01581-1019
508-898-9220 (Fax) 508-898-9193 800-624-9220 - www.alphalab.com



Project Name: SUNY PURCHASE NAT. SCIENCE BLD
Project Number: 20186

Lab Number: L2101822
Report Date: 01/27/21

Alpha Sample ID	Client ID	Matrix	Sample Location	Collection Date/Time	Receive Date
L2101822-01	20186-FH01	SOLID	PURCHASE, NY	01/13/21 14:00	01/13/21
L2101822-02	20186-AWP01	SOLID	PURCHASE, NY	01/13/21 10:00	01/13/21
L2101822-03	20186-PCBOIL-01	OIL	PURCHASE, NY	01/13/21 10:30	01/13/21
L2101822-04	20186-PCBOIL-02	OIL	PURCHASE, NY	01/13/21 10:30	01/13/21

Project Name: SUNY PURCHASE NAT. SCIENCE BLD
Project Number: 20186

Lab Number: L2101822
Report Date: 01/27/21

Case Narrative

The samples were received in accordance with the Chain of Custody and no significant deviations were encountered during the preparation or analysis unless otherwise noted. Sample Receipt, Container Information, and the Chain of Custody are located at the back of the report.

Results contained within this report relate only to the samples submitted under this Alpha Lab Number and meet NELAP requirements for all NELAP accredited parameters unless otherwise noted in the following narrative. The data presented in this report is organized by parameter (i.e. VOC, SVOC, etc.). Sample specific Quality Control data (i.e. Surrogate Spike Recovery) is reported at the end of the target analyte list for each individual sample, followed by the Laboratory Batch Quality Control at the end of each parameter. Tentatively Identified Compounds (TICs), if requested, are reported for compounds identified to be present and are not part of the method/program Target Compound List, even if only a subset of the TCL are being reported. If a sample was re-analyzed or re-extracted due to a required quality control corrective action and if both sets of data are reported, the Laboratory ID of the re-analysis or re-extraction is designated with an "R" or "RE", respectively.

When multiple Batch Quality Control elements are reported (e.g. more than one LCS), the associated samples for each element are noted in the grey shaded header line of each data table. Any Laboratory Batch, Sample Specific % recovery or RPD value that is outside the listed Acceptance Criteria is bolded in the report. In reference to questions H (CAM) or 4 (RCP) when "NO" is checked, the performance criteria for CAM and RCP methods allow for some quality control failures to occur and still be within method compliance. In these instances, the specific failure is not narrated but noted in the associated QC Outlier Summary Report, located directly after the Case Narrative. QC information is also incorporated in the Data Usability Assessment table (Format 11) of our Data Merger tool, where it can be reviewed in conjunction with the sample result, associated regulatory criteria and any associated data usability implications.

Soil/sediments, solids and tissues are reported on a dry weight basis unless otherwise noted. Definitions of all data qualifiers and acronyms used in this report are provided in the Glossary located at the back of the report.

HOLD POLICY - For samples submitted on hold, Alpha's policy is to hold samples (with the exception of Air canisters) free of charge for 21 calendar days from the date the project is completed. After 21 calendar days, we will dispose of all samples submitted including those put on hold unless you have contacted your Alpha Project Manager and made arrangements for Alpha to continue to hold the samples. Air canisters will be disposed after 3 business days from the date the project is completed.

Please contact Project Management at 800-624-9220 with any questions.

Project Name: SUNY PURCHASE NAT. SCIENCE BLD
Project Number: 20186

Lab Number: L2101822
Report Date: 01/27/21

Case Narrative (continued)

Report Submission

All non-detect (ND) or estimated concentrations (J-qualified) have been quantitated to the limit noted in the MDL column.

Total Metals

L2101822-01: The sample has elevated detection limits for all elements, with the exception of mercury, due to the dilution required by matrix interferences encountered during analysis.

Cyanide, Total

The WG1455506-2/-3 LCS/LCSD recoveries for cyanide, total (68%/63%), associated with L2101822-01, are outside our in-house acceptance criteria, but within the vendor-certified acceptance limits. The results of the original analyses are reported.

I, the undersigned, attest under the pains and penalties of perjury that, to the best of my knowledge and belief and based upon my personal inquiry of those responsible for providing the information contained in this analytical report, such information is accurate and complete. This certificate of analysis is not complete unless this page accompanies any and all pages of this report.

Authorized Signature:  Melissa Sturgis

Title: Technical Director/Representative

Date: 01/27/21

ORGANICS

VOLATILES

Project Name: SUNY PURCHASE NAT. SCIENCE BLD
Project Number: 20186

Lab Number: L2101822
Report Date: 01/27/21

SAMPLE RESULTS

Lab ID: L2101822-02
 Client ID: 20186-AWP01
 Sample Location: PURCHASE, NY

Date Collected: 01/13/21 10:00
 Date Received: 01/13/21
 Field Prep: Not Specified

Sample Depth:

Matrix: Solid
 Analytical Method: 1,8260C
 Analytical Date: 01/18/21 00:03
 Analyst: MM
 Percent Solids: 100%
 TCLP/SPLP Ext. Date: 01/14/21 12:42

Parameter	Result	Qualifier	Units	RL	MDL	Dilution Factor
TCLP Volatiles by EPA 1311 - Westborough Lab						
Chloroform	ND		ug/l	7.5	2.2	10
Carbon tetrachloride	ND		ug/l	5.0	1.3	10
Tetrachloroethene	ND		ug/l	5.0	1.8	10
Chlorobenzene	ND		ug/l	5.0	1.8	10
1,2-Dichloroethane	ND		ug/l	5.0	1.3	10
Benzene	ND		ug/l	5.0	1.6	10
Vinyl chloride	ND		ug/l	10	0.71	10
1,1-Dichloroethene	ND		ug/l	5.0	1.7	10
Trichloroethene	ND		ug/l	5.0	1.8	10
1,4-Dichlorobenzene	ND		ug/l	25	1.9	10
2-Butanone	ND		ug/l	50	19.	10

Surrogate	% Recovery	Qualifier	Acceptance Criteria
1,2-Dichloroethane-d4	105		70-130
Toluene-d8	98		70-130
4-Bromofluorobenzene	99		70-130
dibromofluoromethane	100		70-130

Project Name: SUNY PURCHASE NAT. SCIENCE BLD
Project Number: 20186

Lab Number: L2101822
Report Date: 01/27/21

**Method Blank Analysis
Batch Quality Control**

Analytical Method: 1,8260C
Analytical Date: 01/17/21 16:30
Analyst: AJK
TCLP/SPLP Extraction Date: 01/14/21 09:11

Extraction Date: 01/14/21 09:11

Parameter	Result	Qualifier	Units	RL	MDL
TCLP Volatiles by EPA 1311 - Westborough Lab for sample(s): 02 Batch: WG1455863-5					
Chloroform	ND		ug/l	7.5	2.2
Carbon tetrachloride	ND		ug/l	5.0	1.3
Tetrachloroethene	ND		ug/l	5.0	1.8
Chlorobenzene	ND		ug/l	5.0	1.8
1,2-Dichloroethane	ND		ug/l	5.0	1.3
Benzene	ND		ug/l	5.0	1.6
Vinyl chloride	ND		ug/l	10	0.71
1,1-Dichloroethene	ND		ug/l	5.0	1.7
Trichloroethene	ND		ug/l	5.0	1.8
1,4-Dichlorobenzene	ND		ug/l	25	1.9
2-Butanone	ND		ug/l	50	19.

Surrogate	%Recovery	Qualifier	Acceptance Criteria
1,2-Dichloroethane-d4	104		70-130
Toluene-d8	99		70-130
4-Bromofluorobenzene	100		70-130
dibromofluoromethane	99		70-130

Lab Control Sample Analysis Batch Quality Control

Project Name: SUNY PURCHASE NAT. SCIENCE BLD
Project Number: 20186

Lab Number: L2101822
Report Date: 01/27/21

Parameter	LCS %Recovery	Qual	LCSD %Recovery	Qual	%Recovery Limits	RPD	Qual	RPD Limits
TCLP Volatiles by EPA 1311 - Westborough Lab Associated sample(s): 02 Batch: WG1455863-3 WG1455863-4								
Chloroform	100		100		70-130	0		20
Carbon tetrachloride	99		98		63-132	1		20
Tetrachloroethene	96		93		70-130	3		20
Chlorobenzene	97		94		75-130	3		25
1,2-Dichloroethane	110		100		70-130	10		20
Benzene	100		100		70-130	0		25
Vinyl chloride	100		110		55-140	10		20
1,1-Dichloroethene	100		100		61-145	0		25
Trichloroethene	100		95		70-130	5		25
1,4-Dichlorobenzene	92		92		70-130	0		20
2-Butanone	120		100		63-138	18		20

Surrogate	LCS %Recovery	Qual	LCSD %Recovery	Qual	Acceptance Criteria
1,2-Dichloroethane-d4	102		103		70-130
Toluene-d8	99		99		70-130
4-Bromofluorobenzene	94		93		70-130
dibromofluoromethane	99		100		70-130

SEMIVOLATILES

Project Name: SUNY PURCHASE NAT. SCIENCE BLD
Project Number: 20186

Lab Number: L2101822
Report Date: 01/27/21

SAMPLE RESULTS

Lab ID: L2101822-01
 Client ID: 20186-FH01
 Sample Location: PURCHASE, NY

Date Collected: 01/13/21 14:00
 Date Received: 01/13/21
 Field Prep: Not Specified

Sample Depth:

Matrix: Solid
 Analytical Method: 1,8270D
 Analytical Date: 01/19/21 07:47
 Analyst: JG
 Percent Solids: 95%
 TCLP/SPLP Ext. Date: 01/14/21 21:48

Extraction Method: EPA 3510C
 Extraction Date: 01/16/21 15:21

Parameter	Result	Qualifier	Units	RL	MDL	Dilution Factor
TCLP Semivolatiles by EPA 1311 - Westborough Lab						
Hexachlorobenzene	ND		ug/l	10	3.4	1
2,4-Dinitrotoluene	ND		ug/l	25	1.9	1
Hexachlorobutadiene	ND		ug/l	10	3.0	1
Hexachloroethane	ND		ug/l	10	2.2	1
Nitrobenzene	ND		ug/l	10	3.3	1
2,4,6-Trichlorophenol	ND		ug/l	25	2.5	1
Pentachlorophenol	ND		ug/l	50	9.8	1
2-Methylphenol	ND		ug/l	25	5.5	1
3-Methylphenol/4-Methylphenol	ND		ug/l	25	2.8	1
2,4,5-Trichlorophenol	ND		ug/l	25	1.9	1
Pyridine	ND		ug/l	18	4.5	1

Surrogate	% Recovery	Qualifier	Acceptance Criteria
2-Fluorophenol	84		21-120
Phenol-d6	77		10-120
Nitrobenzene-d5	84		23-120
2-Fluorobiphenyl	79		15-120
2,4,6-Tribromophenol	115		10-120
4-Terphenyl-d14	79		33-120

Project Name: SUNY PURCHASE NAT. SCIENCE BLD
Project Number: 20186

Lab Number: L2101822
Report Date: 01/27/21

SAMPLE RESULTS

Lab ID: L2101822-02
 Client ID: 20186-AWP01
 Sample Location: PURCHASE, NY

Date Collected: 01/13/21 10:00
 Date Received: 01/13/21
 Field Prep: Not Specified

Sample Depth:

Matrix: Solid
 Analytical Method: 1,8270D
 Analytical Date: 01/19/21 05:23
 Analyst: JG
 Percent Solids: 100%
 TCLP/SPLP Ext. Date: 01/14/21 21:48

Extraction Method: EPA 3510C
 Extraction Date: 01/16/21 15:21

Parameter	Result	Qualifier	Units	RL	MDL	Dilution Factor
TCLP Semivolatiles by EPA 1311 - Westborough Lab						
Hexachlorobenzene	ND		ug/l	10	3.4	1
2,4-Dinitrotoluene	ND		ug/l	25	1.9	1
Hexachlorobutadiene	ND		ug/l	10	3.0	1
Hexachloroethane	ND		ug/l	10	2.2	1
Nitrobenzene	ND		ug/l	10	3.3	1
2,4,6-Trichlorophenol	ND		ug/l	25	2.5	1
Pentachlorophenol	ND		ug/l	50	9.8	1
2-Methylphenol	ND		ug/l	25	5.5	1
3-Methylphenol/4-Methylphenol	ND		ug/l	25	2.8	1
2,4,5-Trichlorophenol	ND		ug/l	25	1.9	1
Pyridine	ND		ug/l	18	4.5	1

Surrogate	% Recovery	Qualifier	Acceptance Criteria
2-Fluorophenol	81		21-120
Phenol-d6	70		10-120
Nitrobenzene-d5	77		23-120
2-Fluorobiphenyl	77		15-120
2,4,6-Tribromophenol	101		10-120
4-Terphenyl-d14	86		33-120

Project Name: SUNY PURCHASE NAT. SCIENCE BLD
Project Number: 20186

Lab Number: L2101822
Report Date: 01/27/21

Method Blank Analysis
Batch Quality Control

Analytical Method: 1,8270D
Analytical Date: 01/18/21 11:33
Analyst: IM
TCLP/SPLP Extraction Date: 01/13/21 04:32

Extraction Method: EPA 3510C
Extraction Date: 01/15/21 17:13

Parameter	Result	Qualifier	Units	RL	MDL
TCLP Semivolatiles by EPA 1311 - Westborough Lab for sample(s): 01-02 Batch: WG1455567-1					
Hexachlorobenzene	ND		ug/l	10	3.4
2,4-Dinitrotoluene	ND		ug/l	25	1.9
Hexachlorobutadiene	ND		ug/l	10	3.0
Hexachloroethane	ND		ug/l	10	2.2
Nitrobenzene	ND		ug/l	10	3.3
2,4,6-Trichlorophenol	ND		ug/l	25	2.5
Pentachlorophenol	ND		ug/l	50	9.8
2-Methylphenol	ND		ug/l	25	5.5
3-Methylphenol/4-Methylphenol	ND		ug/l	25	2.8
2,4,5-Trichlorophenol	ND		ug/l	25	1.9
Pyridine	ND		ug/l	18	4.5

Surrogate	%Recovery	Qualifier	Acceptance Criteria
2-Fluorophenol	64		21-120
Phenol-d6	55		10-120
Nitrobenzene-d5	62		23-120
2-Fluorobiphenyl	80		15-120
2,4,6-Tribromophenol	106		10-120
4-Terphenyl-d14	71		33-120

Lab Control Sample Analysis

Batch Quality Control

Project Name: SUNY PURCHASE NAT. SCIENCE BLD

Lab Number: L2101822

Project Number: 20186

Report Date: 01/27/21

Parameter	LCS %Recovery	Qual	LCSD %Recovery	Qual	%Recovery Limits	RPD	Qual	RPD Limits
TCLP Semivolatiles by EPA 1311 - Westborough Lab Associated sample(s): 01-02 Batch: WG1455567-2 WG1455567-3								
Hexachlorobenzene	85		98		40-140	14		30
2,4-Dinitrotoluene	96		109		40-132	13		30
Hexachlorobutadiene	74		78		28-111	5		30
Hexachloroethane	66		74		21-105	11		30
Nitrobenzene	74		82		40-140	10		30
2,4,6-Trichlorophenol	92		92		30-130	0		30
Pentachlorophenol	80		93		9-103	15		30
2-Methylphenol	78		83		30-130	6		30
3-Methylphenol/4-Methylphenol	83		90		30-130	8		30
2,4,5-Trichlorophenol	95		96		30-130	1		30
Pyridine	16		36		10-66	77	Q	30

Surrogate	LCS %Recovery	Qual	LCSD %Recovery	Qual	Acceptance Criteria
2-Fluorophenol	76		86		21-120
Phenol-d6	68		76		10-120
Nitrobenzene-d5	77		86		23-120
2-Fluorobiphenyl	85		85		15-120
2,4,6-Tribromophenol	95		111		10-120
4-Terphenyl-d14	80		92		33-120

PCBS

Project Name: SUNY PURCHASE NAT. SCIENCE BLD
Project Number: 20186

Lab Number: L2101822
Report Date: 01/27/21

SAMPLE RESULTS

Lab ID: L2101822-03
Client ID: 20186-PCBOIL-01
Sample Location: PURCHASE, NY

Date Collected: 01/13/21 10:30
Date Received: 01/13/21
Field Prep: Not Specified

Sample Depth:

Matrix: Oil
Analytical Method: 1,8082A
Analytical Date: 01/19/21 12:32
Analyst: JAW
Percent Solids: Results reported on an 'AS RECEIVED' basis.

Extraction Method: EPA 3580A
Extraction Date: 01/18/21 09:47
Cleanup Method: EPA 3665A
Cleanup Date: 01/18/21
Cleanup Method: EPA 3660B
Cleanup Date: 01/19/21

Parameter	Result	Qualifier	Units	RL	MDL	Dilution Factor	Column
Polychlorinated Biphenyls by GC - Westborough Lab							
Aroclor 1016	ND		mg/kg	4.87	0.432	1	A
Aroclor 1221	ND		mg/kg	4.87	0.488	1	A
Aroclor 1232	ND		mg/kg	4.87	1.03	1	A
Aroclor 1242	ND		mg/kg	4.87	0.656	1	A
Aroclor 1248	ND		mg/kg	4.87	0.730	1	A
Aroclor 1254	ND		mg/kg	4.87	0.533	1	A
Aroclor 1260	ND		mg/kg	4.87	0.900	1	A
Aroclor 1262	ND		mg/kg	4.87	0.618	1	A
Aroclor 1268	ND		mg/kg	4.87	0.504	1	A

Surrogate	% Recovery	Qualifier	Acceptance Criteria	Column
2,4,5,6-Tetrachloro-m-xylene	74		30-150	A
Decachlorobiphenyl	80		30-150	A
2,4,5,6-Tetrachloro-m-xylene	73		30-150	B
Decachlorobiphenyl	77		30-150	B

Project Name: SUNY PURCHASE NAT. SCIENCE BLD
Project Number: 20186

Lab Number: L2101822
Report Date: 01/27/21

SAMPLE RESULTS

Lab ID: L2101822-04
Client ID: 20186-PCBOIL-02
Sample Location: PURCHASE, NY

Date Collected: 01/13/21 10:30
Date Received: 01/13/21
Field Prep: Not Specified

Sample Depth:

Matrix: Oil
Analytical Method: 1,8082A
Analytical Date: 01/19/21 12:41
Analyst: JAW
Percent Solids: Results reported on an 'AS RECEIVED' basis.

Extraction Method: EPA 3580A
Extraction Date: 01/18/21 09:47
Cleanup Method: EPA 3665A
Cleanup Date: 01/18/21
Cleanup Method: EPA 3660B
Cleanup Date: 01/19/21

Parameter	Result	Qualifier	Units	RL	MDL	Dilution Factor	Column
Polychlorinated Biphenyls by GC - Westborough Lab							
Aroclor 1016	ND		mg/kg	4.84	0.430	1	A
Aroclor 1221	ND		mg/kg	4.84	0.485	1	A
Aroclor 1232	ND		mg/kg	4.84	1.02	1	A
Aroclor 1242	ND		mg/kg	4.84	0.652	1	A
Aroclor 1248	ND		mg/kg	4.84	0.726	1	A
Aroclor 1254	ND		mg/kg	4.84	0.529	1	A
Aroclor 1260	ND		mg/kg	4.84	0.894	1	A
Aroclor 1262	ND		mg/kg	4.84	0.614	1	A
Aroclor 1268	ND		mg/kg	4.84	0.501	1	A

Surrogate	% Recovery	Qualifier	Acceptance Criteria	Column
2,4,5,6-Tetrachloro-m-xylene	69		30-150	A
Decachlorobiphenyl	76		30-150	A
2,4,5,6-Tetrachloro-m-xylene	68		30-150	B
Decachlorobiphenyl	49		30-150	B

Project Name: SUNY PURCHASE NAT. SCIENCE BLD
Project Number: 20186

Lab Number: L2101822
Report Date: 01/27/21

**Method Blank Analysis
Batch Quality Control**

Analytical Method: 1,8082A
Analytical Date: 01/19/21 12:07
Analyst: JAW

Extraction Method: EPA 3580A
Extraction Date: 01/18/21 09:47
Cleanup Method: EPA 3665A
Cleanup Date: 01/18/21
Cleanup Method: EPA 3660B
Cleanup Date: 01/19/21

Parameter	Result	Qualifier	Units	RL	MDL	Column
Polychlorinated Biphenyls by GC - Westborough Lab for sample(s): 03-04 Batch: WG1455968-1						
Aroclor 1016	ND		mg/kg	4.66	0.414	A
Aroclor 1221	ND		mg/kg	4.66	0.467	A
Aroclor 1232	ND		mg/kg	4.66	0.988	A
Aroclor 1242	ND		mg/kg	4.66	0.628	A
Aroclor 1248	ND		mg/kg	4.66	0.699	A
Aroclor 1254	ND		mg/kg	4.66	0.510	A
Aroclor 1260	ND		mg/kg	4.66	0.861	A
Aroclor 1262	ND		mg/kg	4.66	0.592	A
Aroclor 1268	ND		mg/kg	4.66	0.483	A

Surrogate	%Recovery	Qualifier	Acceptance Criteria	Column
2,4,5,6-Tetrachloro-m-xylene	66		30-150	A
Decachlorobiphenyl	72		30-150	A
2,4,5,6-Tetrachloro-m-xylene	65		30-150	B
Decachlorobiphenyl	71		30-150	B

Lab Control Sample Analysis

Batch Quality Control

Project Name: SUNY PURCHASE NAT. SCIENCE BLD

Lab Number: L2101822

Project Number: 20186

Report Date: 01/27/21

Parameter	LCS %Recovery	Qual	LCSD %Recovery	Qual	%Recovery Limits	RPD	Qual	RPD Limits	Column
Polychlorinated Biphenyls by GC - Westborough Lab Associated sample(s): 03-04 Batch: WG1455968-2 WG1455968-3									
Aroclor 1016	71		71		40-140	0		50	A
Aroclor 1260	67		67		40-140	0		50	A

Surrogate	LCS %Recovery	Qual	LCSD %Recovery	Qual	Acceptance Criteria	Column
2,4,5,6-Tetrachloro-m-xylene	71		71		30-150	A
Decachlorobiphenyl	75		77		30-150	A
2,4,5,6-Tetrachloro-m-xylene	69		69		30-150	B
Decachlorobiphenyl	72		74		30-150	B

PESTICIDES

Project Name: SUNY PURCHASE NAT. SCIENCE BLD
Project Number: 20186

Lab Number: L2101822
Report Date: 01/27/21

SAMPLE RESULTS

Lab ID: L2101822-01
 Client ID: 20186-FH01
 Sample Location: PURCHASE, NY

Date Collected: 01/13/21 14:00
 Date Received: 01/13/21
 Field Prep: Not Specified

Sample Depth:

Matrix: Solid
 Analytical Method: 1,8081B
 Analytical Date: 01/18/21 20:19
 Analyst: SC
 Percent Solids: 95%
 TCLP/SPLP Ext. Date: 01/14/21 21:48

Extraction Method: EPA 3510C
 Extraction Date: 01/16/21 15:25

Parameter	Result	Qualifier	Units	RL	MDL	Dilution Factor	Column
TCLP Pesticides by EPA 1311 - Westborough Lab							
Lindane	ND		ug/l	0.100	0.022	1	A
Heptachlor	ND		ug/l	0.100	0.016	1	A
Heptachlor epoxide	ND		ug/l	0.100	0.021	1	A
Endrin	ND		ug/l	0.200	0.021	1	A
Methoxychlor	ND		ug/l	1.00	0.034	1	A
Toxaphene	ND		ug/l	1.00	0.314	1	A
Chlordane	ND		ug/l	1.00	0.232	1	A

Surrogate	% Recovery	Qualifier	Acceptance Criteria	Column
2,4,5,6-Tetrachloro-m-xylene	75		30-150	A
Decachlorobiphenyl	94		30-150	A
2,4,5,6-Tetrachloro-m-xylene	90		30-150	B
Decachlorobiphenyl	55		30-150	B

Project Name: SUNY PURCHASE NAT. SCIENCE BLD
Project Number: 20186

Lab Number: L2101822
Report Date: 01/27/21

SAMPLE RESULTS

Lab ID: L2101822-01
 Client ID: 20186-FH01
 Sample Location: PURCHASE, NY

Date Collected: 01/13/21 14:00
 Date Received: 01/13/21
 Field Prep: Not Specified

Sample Depth:

Matrix: Solid
 Analytical Method: 1,8151A
 Analytical Date: 01/18/21 19:34
 Analyst: EJL
 Percent Solids: 95%
 TCLP/SPLP Ext. Date: 01/14/21 21:48
 Methylation Date: 01/16/21 12:47

Extraction Method: EPA 8151A
 Extraction Date: 01/15/21 23:02

Parameter	Result	Qualifier	Units	RL	MDL	Dilution Factor	Column
TCLP Herbicides by EPA 1311 - Westborough Lab							
2,4-D	ND		mg/l	0.025	0.001	1	A
2,4,5-TP (Silvex)	ND		mg/l	0.005	0.001	1	A

Surrogate	% Recovery	Qualifier	Acceptance Criteria	Column
DCAA	33		30-150	A
DCAA	38		30-150	B

Project Name: SUNY PURCHASE NAT. SCIENCE BLD
Project Number: 20186

Lab Number: L2101822
Report Date: 01/27/21

SAMPLE RESULTS

Lab ID: L2101822-02
 Client ID: 20186-AWP01
 Sample Location: PURCHASE, NY

Date Collected: 01/13/21 10:00
 Date Received: 01/13/21
 Field Prep: Not Specified

Sample Depth:

Matrix: Solid
 Analytical Method: 1,8081B
 Analytical Date: 01/18/21 20:29
 Analyst: SC
 Percent Solids: 100%
 TCLP/SPLP Ext. Date: 01/14/21 21:48

Extraction Method: EPA 3510C
 Extraction Date: 01/16/21 15:25

Parameter	Result	Qualifier	Units	RL	MDL	Dilution Factor	Column
TCLP Pesticides by EPA 1311 - Westborough Lab							
Lindane	ND		ug/l	0.100	0.022	1	A
Heptachlor	ND		ug/l	0.100	0.016	1	A
Heptachlor epoxide	ND		ug/l	0.100	0.021	1	A
Endrin	ND		ug/l	0.200	0.021	1	A
Methoxychlor	ND		ug/l	1.00	0.034	1	A
Toxaphene	ND		ug/l	1.00	0.314	1	A
Chlordane	ND		ug/l	1.00	0.232	1	A

Surrogate	% Recovery	Qualifier	Acceptance Criteria	Column
2,4,5,6-Tetrachloro-m-xylene	66		30-150	A
Decachlorobiphenyl	88		30-150	A
2,4,5,6-Tetrachloro-m-xylene	75		30-150	B
Decachlorobiphenyl	57		30-150	B

Project Name: SUNY PURCHASE NAT. SCIENCE BLD
Project Number: 20186

Lab Number: L2101822
Report Date: 01/27/21

SAMPLE RESULTS

Lab ID: L2101822-02
 Client ID: 20186-AWP01
 Sample Location: PURCHASE, NY

Date Collected: 01/13/21 10:00
 Date Received: 01/13/21
 Field Prep: Not Specified

Sample Depth:

Matrix: Solid
 Analytical Method: 1,8151A
 Analytical Date: 01/18/21 19:52
 Analyst: EJL
 Percent Solids: 100%
 TCLP/SPLP Ext. Date: 01/14/21 21:48
 Methylation Date: 01/16/21 12:47

Extraction Method: EPA 8151A
 Extraction Date: 01/15/21 23:02

Parameter	Result	Qualifier	Units	RL	MDL	Dilution Factor	Column
TCLP Herbicides by EPA 1311 - Westborough Lab							
2,4-D	ND		mg/l	0.025	0.001	1	A
2,4,5-TP (Silvex)	ND		mg/l	0.005	0.001	1	A

Surrogate	% Recovery	Qualifier	Acceptance Criteria	Column
DCAA	50		30-150	A
DCAA	40		30-150	B

Project Name: SUNY PURCHASE NAT. SCIENCE BLD
Project Number: 20186

Lab Number: L2101822
Report Date: 01/27/21

**Method Blank Analysis
Batch Quality Control**

Analytical Method: 1,8081B
Analytical Date: 01/18/21 17:54
Analyst: SC
TCLP/SPLP Extraction Date: 01/13/21 04:32

Extraction Method: EPA 3510C
Extraction Date: 01/15/21 19:52

Parameter	Result	Qualifier	Units	RL	MDL	Column
TCLP Pesticides by EPA 1311 - Westborough Lab for sample(s): 01-02 Batch: WG1455584-1						
Lindane	ND		ug/l	0.100	0.022	A
Heptachlor	ND		ug/l	0.100	0.016	A
Heptachlor epoxide	ND		ug/l	0.100	0.021	A
Endrin	ND		ug/l	0.200	0.021	A
Methoxychlor	ND		ug/l	1.00	0.034	A
Toxaphene	ND		ug/l	1.00	0.314	A
Chlordane	ND		ug/l	1.00	0.232	A

Surrogate	%Recovery	Qualifier	Acceptance Criteria	Column
2,4,5,6-Tetrachloro-m-xylene	77		30-150	A
Decachlorobiphenyl	101		30-150	A
2,4,5,6-Tetrachloro-m-xylene	83		30-150	B
Decachlorobiphenyl	64		30-150	B

Project Name: SUNY PURCHASE NAT. SCIENCE BLD
Project Number: 20186

Lab Number: L2101822
Report Date: 01/27/21

**Method Blank Analysis
Batch Quality Control**

Analytical Method: 1,8151A
Analytical Date: 01/18/21 15:19
Analyst: EJL
TCLP/SPLP Extraction Date: 01/13/21 04:32
Methylation Date: 01/16/21 12:47

Extraction Method: EPA 8151A
Extraction Date: 01/15/21 23:02

Parameter	Result	Qualifier	Units	RL	MDL	Column
TCLP Herbicides by EPA 1311 - Westborough Lab for sample(s): 01-02 Batch: WG1455616-1						
2,4-D	ND		mg/l	0.025	0.001	A
2,4,5-TP (Silvex)	ND		mg/l	0.005	0.001	A

Surrogate	%Recovery	Qualifier	Acceptance Criteria	Column
DCAA	71		30-150	A
DCAA	58		30-150	B

Lab Control Sample Analysis Batch Quality Control

Project Name: SUNY PURCHASE NAT. SCIENCE BLD
Project Number: 20186

Lab Number: L2101822
Report Date: 01/27/21

Parameter	LCS %Recovery	Qual	LCSD %Recovery	Qual	%Recovery Limits	RPD	Qual	RPD Limits	Column
TCLP Pesticides by EPA 1311 - Westborough Lab Associated sample(s): 01-02 Batch: WG1455584-2 WG1455584-3									
Lindane	68		90		30-150	29	Q	20	A
Heptachlor	79		106		30-150	29	Q	20	A
Heptachlor epoxide	68		93		30-150	31	Q	20	A
Endrin	74		101		30-150	31	Q	20	A
Methoxychlor	77		104		30-150	30	Q	20	A

Surrogate	LCS %Recovery	Qual	LCSD %Recovery	Qual	Acceptance Criteria	Column
2,4,5,6-Tetrachloro-m-xylene	68		89		30-150	A
Decachlorobiphenyl	97		126		30-150	A
2,4,5,6-Tetrachloro-m-xylene	83		99		30-150	B
Decachlorobiphenyl	69		79		30-150	B



Lab Control Sample Analysis Batch Quality Control

Project Name: SUNY PURCHASE NAT. SCIENCE BLD
Project Number: 20186

Lab Number: L2101822
Report Date: 01/27/21

Parameter	LCS %Recovery	Qual	LCSD %Recovery	Qual	%Recovery Limits	RPD	Qual	RPD Limits	Column
TCLP Herbicides by EPA 1311 - Westborough Lab Associated sample(s): 01-02 Batch: WG1455616-2 WG1455616-3									
2,4-D	132		185	Q	30-150	33	Q	25	A
2,4,5-TP (Silvex)	64		87		30-150	30	Q	25	A

Surrogate	LCS %Recovery	Qual	LCSD %Recovery	Qual	Acceptance Criteria	Column
DCAA	73		89		30-150	A
DCAA	77		93		30-150	B

METALS

Project Name: SUNY PURCHASE NAT. SCIENCE BLD**Lab Number:** L2101822**Project Number:** 20186**Report Date:** 01/27/21**SAMPLE RESULTS**

Lab ID: L2101822-01

Date Collected: 01/13/21 14:00

Client ID: 20186-FH01

Date Received: 01/13/21

Sample Location: PURCHASE, NY

Field Prep: Not Specified

Sample Depth:

TCLP/SPLP Ext. Date: 01/14/21 21:48

Matrix: Solid

Percent Solids: 95%

Parameter	Result	Qualifier	Units	RL	MDL	Dilution Factor	Date Prepared	Date Analyzed	Prep Method	Analytical Method	Analyst
TCLP Metals by EPA 1311 - Mansfield Lab											
Arsenic, TCLP	0.019	J	mg/l	1.00	0.019	1	01/18/21 14:20	01/18/21 20:29	EPA 3015	1,6010D	BV
Barium, TCLP	0.186	J	mg/l	0.500	0.021	1	01/18/21 14:20	01/18/21 20:29	EPA 3015	1,6010D	BV
Cadmium, TCLP	10.4		mg/l	0.100	0.010	1	01/18/21 14:20	01/18/21 20:29	EPA 3015	1,6010D	BV
Chromium, TCLP	1.07		mg/l	0.200	0.021	1	01/18/21 14:20	01/18/21 20:29	EPA 3015	1,6010D	BV
Lead, TCLP	16.3		mg/l	0.500	0.027	1	01/18/21 14:20	01/18/21 20:29	EPA 3015	1,6010D	BV
Mercury, TCLP	0.0048		mg/l	0.0010	0.0005	1	01/18/21 13:34	01/18/21 21:02	EPA 7470A	1,7470A	VW
Selenium, TCLP	0.102	J	mg/l	0.500	0.035	1	01/18/21 14:20	01/18/21 20:29	EPA 3015	1,6010D	BV
Silver, TCLP	ND		mg/l	0.100	0.028	1	01/18/21 14:20	01/18/21 20:29	EPA 3015	1,6010D	BV



Project Name: SUNY PURCHASE NAT. SCIENCE BLD

Lab Number: L2101822

Project Number: 20186

Report Date: 01/27/21

SAMPLE RESULTS

Lab ID: L2101822-01
 Client ID: 20186-FH01
 Sample Location: PURCHASE, NY

Date Collected: 01/13/21 14:00
 Date Received: 01/13/21
 Field Prep: Not Specified

Sample Depth:
 Matrix: Solid
 Percent Solids: 95%

Parameter	Result	Qualifier	Units	RL	MDL	Dilution Factor	Date Prepared	Date Analyzed	Prep Method	Analytical Method	Analyst
Total Metals - Mansfield Lab											
Aluminum, Total	7640		mg/kg	8.05	2.17	2	01/15/21 07:55	01/15/21 14:35	EPA 3050B	1,6010D	GD
Antimony, Total	22.2		mg/kg	4.02	0.306	2	01/15/21 07:55	01/15/21 14:35	EPA 3050B	1,6010D	GD
Arsenic, Total	10.6		mg/kg	0.805	0.167	2	01/15/21 07:55	01/15/21 14:35	EPA 3050B	1,6010D	GD
Barium, Total	288		mg/kg	0.805	0.140	2	01/15/21 07:55	01/15/21 14:35	EPA 3050B	1,6010D	GD
Beryllium, Total	0.089	J	mg/kg	0.402	0.027	2	01/15/21 07:55	01/15/21 14:35	EPA 3050B	1,6010D	GD
Cadmium, Total	265		mg/kg	0.805	0.079	2	01/15/21 07:55	01/15/21 14:35	EPA 3050B	1,6010D	GD
Calcium, Total	45100		mg/kg	8.05	2.82	2	01/15/21 07:55	01/15/21 14:35	EPA 3050B	1,6010D	GD
Chromium, Total	1390		mg/kg	0.805	0.077	2	01/15/21 07:55	01/15/21 14:35	EPA 3050B	1,6010D	GD
Cobalt, Total	3030		mg/kg	16.1	1.34	20	01/15/21 07:55	01/15/21 19:31	EPA 3050B	1,6010D	BV
Copper, Total	746		mg/kg	0.805	0.208	2	01/15/21 07:55	01/15/21 14:35	EPA 3050B	1,6010D	GD
Iron, Total	22600		mg/kg	4.02	0.727	2	01/15/21 07:55	01/15/21 14:35	EPA 3050B	1,6010D	GD
Lead, Total	1320		mg/kg	4.02	0.216	2	01/15/21 07:55	01/15/21 14:35	EPA 3050B	1,6010D	GD
Magnesium, Total	4440		mg/kg	8.05	1.24	2	01/15/21 07:55	01/15/21 14:35	EPA 3050B	1,6010D	GD
Manganese, Total	562		mg/kg	0.805	0.128	2	01/15/21 07:55	01/15/21 14:35	EPA 3050B	1,6010D	GD
Mercury, Total	2.21		mg/kg	0.066	0.043	1	01/15/21 08:50	01/18/21 12:28	EPA 7471B	1,7471B	VW
Nickel, Total	1190		mg/kg	2.01	0.195	2	01/15/21 07:55	01/15/21 14:35	EPA 3050B	1,6010D	GD
Potassium, Total	2190		mg/kg	201	11.6	2	01/15/21 07:55	01/15/21 14:35	EPA 3050B	1,6010D	GD
Selenium, Total	11.4		mg/kg	1.61	0.208	2	01/15/21 07:55	01/15/21 14:35	EPA 3050B	1,6010D	GD
Silver, Total	28.1		mg/kg	0.805	0.228	2	01/15/21 07:55	01/15/21 14:35	EPA 3050B	1,6010D	GD
Sodium, Total	2600		mg/kg	161	2.54	2	01/15/21 07:55	01/15/21 14:35	EPA 3050B	1,6010D	GD
Thallium, Total	6.62		mg/kg	1.61	0.254	2	01/15/21 07:55	01/15/21 14:35	EPA 3050B	1,6010D	GD
Vanadium, Total	27.2		mg/kg	0.805	0.163	2	01/15/21 07:55	01/15/21 14:35	EPA 3050B	1,6010D	GD
Zinc, Total	3070		mg/kg	40.2	2.36	20	01/15/21 07:55	01/15/21 19:31	EPA 3050B	1,6010D	BV



Project Name: SUNY PURCHASE NAT. SCIENCE BLD**Lab Number:** L2101822**Project Number:** 20186**Report Date:** 01/27/21**SAMPLE RESULTS**

Lab ID: L2101822-02

Date Collected: 01/13/21 10:00

Client ID: 20186-AWP01

Date Received: 01/13/21

Sample Location: PURCHASE, NY

Field Prep: Not Specified

Sample Depth:

TCLP/SPLP Ext. Date: 01/14/21 21:48

Matrix: Solid

Percent Solids: 100%

Parameter	Result	Qualifier	Units	RL	MDL	Dilution Factor	Date Prepared	Date Analyzed	Prep Method	Analytical Method	Analyst
-----------	--------	-----------	-------	----	-----	-----------------	---------------	---------------	-------------	-------------------	---------

TCLP Metals by EPA 1311 - Mansfield Lab

Arsenic, TCLP	ND		mg/l	1.00	0.019	1	01/18/21 14:20	01/18/21 20:34	EPA 3015	1,6010D	BV
Barium, TCLP	0.043	J	mg/l	0.500	0.021	1	01/18/21 14:20	01/18/21 20:34	EPA 3015	1,6010D	BV
Cadmium, TCLP	ND		mg/l	0.100	0.010	1	01/18/21 14:20	01/18/21 20:34	EPA 3015	1,6010D	BV
Chromium, TCLP	ND		mg/l	0.200	0.021	1	01/18/21 14:20	01/18/21 20:34	EPA 3015	1,6010D	BV
Lead, TCLP	ND		mg/l	0.500	0.027	1	01/18/21 14:20	01/18/21 20:34	EPA 3015	1,6010D	BV
Mercury, TCLP	ND		mg/l	0.0010	0.0005	1	01/18/21 13:34	01/18/21 21:06	EPA 7470A	1,7470A	VW
Selenium, TCLP	ND		mg/l	0.500	0.035	1	01/18/21 14:20	01/18/21 20:34	EPA 3015	1,6010D	BV
Silver, TCLP	ND		mg/l	0.100	0.028	1	01/18/21 14:20	01/18/21 20:34	EPA 3015	1,6010D	BV



Project Name: SUNY PURCHASE NAT. SCIENCE BLD
Project Number: 20186

Lab Number: L2101822
Report Date: 01/27/21

Method Blank Analysis Batch Quality Control

Parameter	Result	Qualifier	Units	RL	MDL	Dilution Factor	Date Prepared	Date Analyzed	Analytical Method	Analyst
Total Metals - Mansfield Lab for sample(s): 01 Batch: WG1455277-1										
Aluminum, Total	ND		mg/kg	4.00	1.08	1	01/15/21 07:55	01/15/21 12:17	1,6010D	GD
Antimony, Total	0.196	J	mg/kg	2.00	0.152	1	01/15/21 07:55	01/15/21 12:17	1,6010D	GD
Arsenic, Total	ND		mg/kg	0.400	0.083	1	01/15/21 07:55	01/15/21 12:17	1,6010D	GD
Barium, Total	ND		mg/kg	0.400	0.070	1	01/15/21 07:55	01/15/21 12:17	1,6010D	GD
Beryllium, Total	ND		mg/kg	0.200	0.013	1	01/15/21 07:55	01/15/21 12:17	1,6010D	GD
Cadmium, Total	ND		mg/kg	0.400	0.039	1	01/15/21 07:55	01/15/21 12:17	1,6010D	GD
Calcium, Total	ND		mg/kg	4.00	1.40	1	01/15/21 07:55	01/15/21 12:17	1,6010D	GD
Chromium, Total	0.084	J	mg/kg	0.400	0.038	1	01/15/21 07:55	01/15/21 12:17	1,6010D	GD
Cobalt, Total	ND		mg/kg	0.800	0.066	1	01/15/21 07:55	01/15/21 12:17	1,6010D	GD
Copper, Total	ND		mg/kg	0.400	0.103	1	01/15/21 07:55	01/15/21 12:17	1,6010D	GD
Iron, Total	0.624	J	mg/kg	2.00	0.361	1	01/15/21 07:55	01/15/21 12:17	1,6010D	GD
Lead, Total	ND		mg/kg	2.00	0.107	1	01/15/21 07:55	01/15/21 12:17	1,6010D	GD
Magnesium, Total	ND		mg/kg	4.00	0.616	1	01/15/21 07:55	01/15/21 12:17	1,6010D	GD
Manganese, Total	ND		mg/kg	0.400	0.064	1	01/15/21 07:55	01/15/21 12:17	1,6010D	GD
Nickel, Total	ND		mg/kg	1.00	0.097	1	01/15/21 07:55	01/15/21 12:17	1,6010D	GD
Potassium, Total	ND		mg/kg	100	5.76	1	01/15/21 07:55	01/15/21 12:17	1,6010D	GD
Selenium, Total	ND		mg/kg	0.800	0.103	1	01/15/21 07:55	01/15/21 12:17	1,6010D	GD
Silver, Total	ND		mg/kg	0.400	0.113	1	01/15/21 07:55	01/15/21 12:17	1,6010D	GD
Sodium, Total	4.36	J	mg/kg	80.0	1.26	1	01/15/21 07:55	01/15/21 12:17	1,6010D	GD
Thallium, Total	0.132	J	mg/kg	0.800	0.126	1	01/15/21 07:55	01/15/21 12:17	1,6010D	GD
Vanadium, Total	ND		mg/kg	0.400	0.081	1	01/15/21 07:55	01/15/21 12:17	1,6010D	GD
Zinc, Total	ND		mg/kg	2.00	0.117	1	01/15/21 07:55	01/15/21 12:17	1,6010D	GD

Prep Information

Digestion Method: EPA 3050B

Parameter	Result	Qualifier	Units	RL	MDL	Dilution Factor	Date Prepared	Date Analyzed	Analytical Method	Analyst
Total Metals - Mansfield Lab for sample(s): 01 Batch: WG1455282-1										
Mercury, Total	ND		mg/kg	0.083	0.054	1	01/15/21 08:50	01/18/21 10:29	1,7471B	VW



Project Name: SUNY PURCHASE NAT. SCIENCE BLD
Project Number: 20186

Lab Number: L2101822
Report Date: 01/27/21

Method Blank Analysis Batch Quality Control

Prep Information

Digestion Method: EPA 7471B

Parameter	Result	Qualifier	Units	RL	MDL	Dilution Factor	Date Prepared	Date Analyzed	Analytical Method	Analyst
TCLP Metals by EPA 1311 - Mansfield Lab for sample(s): 01-02 Batch: WG1455998-1										
Arsenic, TCLP	0.031	J	mg/l	1.00	0.019	1	01/18/21 13:51	01/18/21 19:16	1,6010D	BV
Barium, TCLP	ND		mg/l	0.500	0.021	1	01/18/21 13:51	01/18/21 19:16	1,6010D	BV
Cadmium, TCLP	ND		mg/l	0.100	0.010	1	01/18/21 13:51	01/18/21 19:16	1,6010D	BV
Chromium, TCLP	ND		mg/l	0.200	0.021	1	01/18/21 13:51	01/18/21 19:16	1,6010D	BV
Lead, TCLP	ND		mg/l	0.500	0.027	1	01/18/21 13:51	01/18/21 19:16	1,6010D	BV
Selenium, TCLP	ND		mg/l	0.500	0.035	1	01/18/21 13:51	01/18/21 19:16	1,6010D	BV
Silver, TCLP	ND		mg/l	0.100	0.028	1	01/18/21 13:51	01/18/21 19:16	1,6010D	BV

Prep Information

Digestion Method: EPA 3015
TCLP/SPLP Extraction Date: 01/14/21 14:50

Parameter	Result	Qualifier	Units	RL	MDL	Dilution Factor	Date Prepared	Date Analyzed	Analytical Method	Analyst
TCLP Metals by EPA 1311 - Mansfield Lab for sample(s): 01-02 Batch: WG1456003-1										
Mercury, TCLP	ND		mg/l	0.0010	0.0005	1	01/18/21 13:34	01/18/21 20:33	1,7470A	VW

Prep Information

Digestion Method: EPA 7470A
TCLP/SPLP Extraction Date: 01/14/21 14:50

Lab Control Sample Analysis

Batch Quality Control

Project Name: SUNY PURCHASE NAT. SCIENCE BLD

Lab Number: L2101822

Project Number: 20186

Report Date: 01/27/21

Parameter	LCS		LCSD		%Recovery Limits	RPD	Qual	RPD Limits
	%Recovery	Qual	%Recovery	Qual				
Total Metals - Mansfield Lab Associated sample(s): 01 Batch: WG1455277-2 SRM Lot Number: D109-540								
Aluminum, Total	61		-		50-150	-		
Antimony, Total	154		-		19-250	-		
Arsenic, Total	96		-		70-130	-		
Barium, Total	87		-		75-125	-		
Beryllium, Total	92		-		75-125	-		
Cadmium, Total	93		-		75-125	-		
Calcium, Total	89		-		73-128	-		
Chromium, Total	89		-		70-130	-		
Cobalt, Total	92		-		75-125	-		
Copper, Total	92		-		75-125	-		
Iron, Total	80		-		35-165	-		
Lead, Total	91		-		72-128	-		
Magnesium, Total	79		-		62-138	-		
Manganese, Total	87		-		74-126	-		
Nickel, Total	92		-		70-130	-		
Potassium, Total	80		-		59-141	-		
Selenium, Total	95		-		68-132	-		
Silver, Total	94		-		68-131	-		
Sodium, Total	100		-		35-165	-		
Thallium, Total	92		-		68-131	-		
Vanadium, Total	86		-		59-141	-		

Lab Control Sample Analysis

Batch Quality Control

Project Name: SUNY PURCHASE NAT. SCIENCE BLD

Lab Number: L2101822

Project Number: 20186

Report Date: 01/27/21

Parameter	LCS %Recovery	LCSD %Recovery	%Recovery Limits	RPD	RPD Limits
Total Metals - Mansfield Lab Associated sample(s): 01 Batch: WG1455277-2 SRM Lot Number: D109-540					
Zinc, Total	92	-	70-130	-	
Total Metals - Mansfield Lab Associated sample(s): 01 Batch: WG1455282-2 SRM Lot Number: D109-540					
Mercury, Total	89	-	60-140	-	
TCLP Metals by EPA 1311 - Mansfield Lab Associated sample(s): 01-02 Batch: WG1455998-2					
Arsenic, TCLP	108	-	75-125	-	20
Barium, TCLP	97	-	75-125	-	20
Cadmium, TCLP	105	-	75-125	-	20
Chromium, TCLP	99	-	75-125	-	20
Lead, TCLP	97	-	75-125	-	20
Selenium, TCLP	104	-	75-125	-	20
Silver, TCLP	96	-	75-125	-	20
TCLP Metals by EPA 1311 - Mansfield Lab Associated sample(s): 01-02 Batch: WG1456003-2					
Mercury, TCLP	103	-	80-120	-	

Matrix Spike Analysis Batch Quality Control

Project Name: SUNY PURCHASE NAT. SCIENCE BLD
Project Number: 20186

Lab Number: L2101822
Report Date: 01/27/21

Parameter	Native Sample	MS Added	MS Found	MS %Recovery	MSD Qual	MSD Found	MSD %Recovery	MSD Qual	Recovery Limits	RPD	RPD Qual	RPD Limits
Total Metals - Mansfield Lab Associated sample(s): 01 QC Batch ID: WG1455277-3 QC Sample: L2102210-02 Client ID: MS Sample												
Aluminum, Total	2680	171	2960	164	Q	-	-		75-125	-		20
Antimony, Total	0.218J	42.8	40.2	94		-	-		75-125	-		20
Arsenic, Total	1.66	10.3	12.2	103		-	-		75-125	-		20
Barium, Total	14.3	171	168	90		-	-		75-125	-		20
Beryllium, Total	0.136J	4.28	4.04	94		-	-		75-125	-		20
Cadmium, Total	0.183J	4.36	4.12	94		-	-		75-125	-		20
Calcium, Total	4360	855	15900	1350	Q	-	-		75-125	-		20
Chromium, Total	7.40	17.1	22.1	86		-	-		75-125	-		20
Cobalt, Total	3.91	42.8	39.9	84		-	-		75-125	-		20
Copper, Total	8.69	21.4	28.2	91		-	-		75-125	-		20
Iron, Total	7380	85.5	7390	12	Q	-	-		75-125	-		20
Lead, Total	6.75	43.6	45.0	88		-	-		75-125	-		20
Magnesium, Total	1600	855	8720	833	Q	-	-		75-125	-		20
Manganese, Total	76.2	42.8	118	98		-	-		75-125	-		20
Nickel, Total	23.5	42.8	59.1	83		-	-		75-125	-		20
Potassium, Total	315	855	1160	99		-	-		75-125	-		20
Selenium, Total	ND	10.3	9.65	94		-	-		75-125	-		20
Silver, Total	ND	25.6	24.2	94		-	-		75-125	-		20
Sodium, Total	178	855	1030	100		-	-		75-125	-		20
Thallium, Total	ND	10.3	8.31	81		-	-		75-125	-		20
Vanadium, Total	10.9	42.8	49.3	90		-	-		75-125	-		20

Matrix Spike Analysis Batch Quality Control

Project Name: SUNY PURCHASE NAT. SCIENCE BLD
Project Number: 20186

Lab Number: L2101822
Report Date: 01/27/21

Parameter	Native Sample	MS Added	MS Found	MS %Recovery	MSD Found	MSD %Recovery	Recovery Limits	RPD	RPD Limits
Total Metals - Mansfield Lab Associated sample(s): 01 QC Batch ID: WG1455277-3 QC Sample: L2102210-02 Client ID: MS Sample									
Zinc, Total	33.5	42.8	64.4	72	Q	-	75-125	-	20
Total Metals - Mansfield Lab Associated sample(s): 01 QC Batch ID: WG1455282-3 QC Sample: L2102210-02 Client ID: MS Sample									
Mercury, Total	ND	0.139	0.147	105	-	-	80-120	-	20
TCLP Metals by EPA 1311 - Mansfield Lab Associated sample(s): 01-02 QC Batch ID: WG1455998-3 QC Sample: L2102343-01 Client ID: MS Sample									
Arsenic, TCLP	ND	1.2	1.32	110	-	-	75-125	-	20
Barium, TCLP	0.516	20	20.2	98	-	-	75-125	-	20
Cadmium, TCLP	ND	0.51	0.542	106	-	-	75-125	-	20
Chromium, TCLP	ND	2	2.02	101	-	-	75-125	-	20
Lead, TCLP	ND	5.1	5.01	98	-	-	75-125	-	20
Selenium, TCLP	ND	1.2	1.27	106	-	-	75-125	-	20
Silver, TCLP	ND	0.5	0.489	98	-	-	75-125	-	20
TCLP Metals by EPA 1311 - Mansfield Lab Associated sample(s): 01-02 QC Batch ID: WG1456003-3 QC Sample: L2102343-01 Client ID: MS Sample									
Mercury, TCLP	ND	0.025	0.0235	94	-	-	80-120	-	20

Lab Duplicate Analysis

Batch Quality Control

Project Name: SUNY PURCHASE NAT. SCIENCE BLD

Project Number: 20186

Lab Number: L2101822

Report Date: 01/27/21

Parameter	Native Sample	Duplicate Sample	Units	RPD	Qual	RPD Limits
Total Metals - Mansfield Lab Associated sample(s): 01 QC Batch ID: WG1455277-4 QC Sample: L2102210-02 Client ID: DUP Sample						
Aluminum, Total	2680	2610	mg/kg	3		20
Antimony, Total	0.218J	0.195J	mg/kg	NC		20
Arsenic, Total	1.66	1.76	mg/kg	6		20
Barium, Total	14.3	15.4	mg/kg	7		20
Beryllium, Total	0.136J	0.169J	mg/kg	NC		20
Cadmium, Total	0.183J	0.186J	mg/kg	NC		20
Chromium, Total	7.40	7.20	mg/kg	3		20
Cobalt, Total	3.91	3.75	mg/kg	4		20
Copper, Total	8.69	7.66	mg/kg	13		20
Iron, Total	7380	7420	mg/kg	1		20
Lead, Total	6.75	13.0	mg/kg	63	Q	20
Manganese, Total	76.2	97.2	mg/kg	24	Q	20
Nickel, Total	23.5	23.2	mg/kg	1		20
Selenium, Total	ND	0.246J	mg/kg	NC		20
Silver, Total	ND	ND	mg/kg	NC		20
Thallium, Total	ND	ND	mg/kg	NC		20
Vanadium, Total	10.9	10.8	mg/kg	1		20
Zinc, Total	33.5	30.4	mg/kg	10		20

Lab Duplicate Analysis

Batch Quality Control

Project Name: SUNY PURCHASE NAT. SCIENCE BLD

Project Number: 20186

Lab Number: L2101822

Report Date: 01/27/21

Parameter	Native Sample	Duplicate Sample	Units	RPD	RPD Limits
Total Metals - Mansfield Lab Associated sample(s): 01 QC Batch ID: WG1455282-4 QC Sample: L2102210-02 Client ID: DUP Sample					
Mercury, Total	ND	ND	mg/kg	NC	20
TCLP Metals by EPA 1311 - Mansfield Lab Associated sample(s): 01-02 QC Batch ID: WG1455998-4 QC Sample: L2102343-01 Client ID: DUP Sample					
Arsenic, TCLP	ND	ND	mg/l	NC	20
Barium, TCLP	0.516	0.503	mg/l	3	20
Cadmium, TCLP	ND	ND	mg/l	NC	20
Chromium, TCLP	ND	ND	mg/l	NC	20
Lead, TCLP	ND	ND	mg/l	NC	20
Selenium, TCLP	ND	ND	mg/l	NC	20
Silver, TCLP	ND	ND	mg/l	NC	20
TCLP Metals by EPA 1311 - Mansfield Lab Associated sample(s): 01-02 QC Batch ID: WG1456003-4 QC Sample: L2102343-01 Client ID: DUP Sample					
Mercury, TCLP	ND	ND	mg/l	NC	20

INORGANICS & MISCELLANEOUS

Project Name: SUNY PURCHASE NAT. SCIENCE BLDG
Project Number: 20186

Lab Number: L2101822
Report Date: 01/27/21

SAMPLE RESULTS

Lab ID: L2101822-02
Client ID: 20186-AWP01
Sample Location: PURCHASE, NY

Date Collected: 01/13/21 10:00
Date Received: 01/13/21
Field Prep: Not Specified

Sample Depth:
Matrix: Solid

Test Material Information

Source of Material: Unknown
Description of Material: Non-Metallic - Dry Sand
Particle Size: Coarse
Preliminary Burning Time (sec): 120

Parameter	Result	Date Analyzed	Analytical Method	Analyst
Ignitability of Solids - Westborough Lab				
Ignitability	NI	01/21/21 00:42	1,1030	AW



Project Name: SUNY PURCHASE NAT. SCIENCE BLD
Project Number: 20186

Lab Number: L2101822
Report Date: 01/27/21

SAMPLE RESULTS

Lab ID: L2101822-01
Client ID: 20186-FH01
Sample Location: PURCHASE, NY

Date Collected: 01/13/21 14:00
Date Received: 01/13/21
Field Prep: Not Specified

Sample Depth:
Matrix: Solid

Parameter	Result	Qualifier	Units	RL	MDL	Dilution Factor	Date Prepared	Date Analyzed	Analytical Method	Analyst
General Chemistry - Westborough Lab										
Solids, Total	94.9		%	0.100	NA	1	-	01/15/21 09:07	121,2540G	RI
Cyanide, Total	4.9		mg/kg	1.0	0.22	1	01/15/21 22:25	01/18/21 12:49	1,9010C/9012B	CR



Project Name: SUNY PURCHASE NAT. SCIENCE BLD
Project Number: 20186

Lab Number: L2101822
Report Date: 01/27/21

SAMPLE RESULTS

Lab ID: L2101822-02
Client ID: 20186-AWP01
Sample Location: PURCHASE, NY

Date Collected: 01/13/21 10:00
Date Received: 01/13/21
Field Prep: Not Specified

Sample Depth:
Matrix: Solid

Parameter	Result	Qualifier	Units	RL	MDL	Dilution Factor	Date Prepared	Date Analyzed	Analytical Method	Analyst
General Chemistry - Westborough Lab										
Solids, Total	100		%	0.100	NA	1	-	01/15/21 11:52	121,2540G	RI
pH (H)	6.4		SU	-	NA	1	-	01/14/21 18:40	1,9045D	AS
Cyanide, Reactive	ND		mg/kg	10	10.	1	01/25/21 21:15	01/25/21 22:48	125,7.3	TL
Sulfide, Reactive	ND		mg/kg	10	10.	1	01/25/21 21:15	01/25/21 22:55	125,7.3	TL



Project Name: SUNY PURCHASE NAT. SCIENCE BLI

Lab Number: L2101822

Project Number: 20186

Report Date: 01/27/21

Method Blank Analysis
Batch Quality Control

Parameter	Result Qualifier	Units	RL	MDL	Dilution Factor	Date Prepared	Date Analyzed	Analytical Method	Analyst
General Chemistry - Westborough Lab for sample(s): 01 Batch: WG1455506-1									
Cyanide, Total	ND	mg/kg	0.94	0.20	1	01/15/21 22:25	01/18/21 12:41	1,9010C/9012B	CR
General Chemistry - Westborough Lab for sample(s): 02 Batch: WG1458445-1									
Sulfide, Reactive	ND	mg/kg	10	10.	1	01/25/21 21:15	01/25/21 22:55	125,7.3	TL
General Chemistry - Westborough Lab for sample(s): 02 Batch: WG1458446-1									
Cyanide, Reactive	ND	mg/kg	10	10.	1	01/25/21 21:15	01/25/21 22:48	125,7.3	TL

Lab Control Sample Analysis

Batch Quality Control

Project Name: SUNY PURCHASE NAT. SCIENCE BLD

Lab Number: L2101822

Project Number: 20186

Report Date: 01/27/21

Parameter	LCS %Recovery	Qual	LCSD %Recovery	Qual	%Recovery Limits	RPD	Qual	RPD Limits
General Chemistry - Westborough Lab Associated sample(s): 02 Batch: WG1455158-1								
pH	100		-		99-101	-		
General Chemistry - Westborough Lab Associated sample(s): 01 Batch: WG1455506-2 WG1455506-3								
Cyanide, Total	68	Q	63	Q	80-120	6		35
General Chemistry - Westborough Lab Associated sample(s): 02 Batch: WG1458445-2								
Sulfide, Reactive	100		-		60-125	-		40
General Chemistry - Westborough Lab Associated sample(s): 02 Batch: WG1458446-2								
Cyanide, Reactive	92		-		30-125	-		40

Matrix Spike Analysis
Batch Quality Control

Project Name: SUNY PURCHASE NAT. SCIENCE BLD
Project Number: 20186

Lab Number: L2101822
Report Date: 01/27/21

Parameter	Native Sample	MS Added	MS Found	MS %Recovery	Qual	MSD Found	MSD %Recovery	Qual	Recovery Limits	RPD	Qual	RPD Limits
General Chemistry - Westborough Lab Associated sample(s): 01 QC Batch ID: WG1455506-4 WG1455506-5 QC Sample: L2102215-10 Client ID: MS Sample												
Cyanide, Total	ND	12	8.7	73	Q	12	96		75-125	32		35

Lab Duplicate Analysis

Batch Quality Control

Project Name: SUNY PURCHASE NAT. SCIENCE BLD

Project Number: 20186

Lab Number: L2101822

Report Date: 01/27/21

Parameter	Native Sample	Duplicate Sample	Units	RPD	Qual	RPD Limits
General Chemistry - Westborough Lab Associated sample(s): 02 QC Batch ID: WG1455158-2 QC Sample: L2102070-01 Client ID: DUP Sample						
pH	9.6	9.6	SU	0		5
General Chemistry - Westborough Lab Associated sample(s): 01 QC Batch ID: WG1455302-1 QC Sample: L2101818-01 Client ID: DUP Sample						
Solids, Total	86.4	87.3	%	1		20
General Chemistry - Westborough Lab Associated sample(s): 02 QC Batch ID: WG1455323-1 QC Sample: L2101418-43 Client ID: DUP Sample						
Solids, Total	83.2	86.0	%	3		20
General Chemistry - Westborough Lab Associated sample(s): 02 QC Batch ID: WG1458445-3 QC Sample: L2103054-01 Client ID: DUP Sample						
Sulfide, Reactive	ND	ND	mg/kg	NC		40
General Chemistry - Westborough Lab Associated sample(s): 02 QC Batch ID: WG1458446-3 QC Sample: L2103054-01 Client ID: DUP Sample						
Cyanide, Reactive	ND	ND	mg/kg	NC		40

Project Name: SUNY PURCHASE NAT. SCIENCE BLD**Lab Number:** L2101822**Project Number:** 20186**Report Date:** 01/27/21**Sample Receipt and Container Information**

Were project specific reporting limits specified?

YES

Cooler Information

Cooler	Custody Seal
A	Absent

Container Information

Container ID	Container Type	Cooler	Initial pH	Final pH	Temp deg C	Pres	Seal	Frozen Date/Time	Analysis(*)
L2101822-01A	Glass 250ml/8oz unpreserved	A	NA		2.2	Y	Absent		BE-TI(180),AS-TI(180),BA-TI(180),AG-TI(180),NI-TI(180),CR-TI(180),TL-TI(180),AL-TI(180),SB-TI(180),SE-TI(180),CU-TI(180),ZN-TI(180),PB-TI(180),CO-TI(180),V-TI(180),MN-TI(180),HG-T(28),FE-TI(180),MG-TI(180),NA-TI(180),K-TI(180),CA-TI(180),CD-TI(180)
L2101822-01B	Glass 500ml/16oz unpreserved	A	NA		2.2	Y	Absent		TCN-9010(14),TS(7)
L2101822-01C	Glass 500ml/16oz unpreserved	A	NA		2.2	Y	Absent		TCN-9010(14),TS(7)
L2101822-01S	Amber 1000ml unpreserved Extracts	A	NA		2.2	Y	Absent		TCLP-8270(14),PEST-TCLP*(14),HERB-TCLP*(14)
L2101822-01X	Plastic 120ml HNO3 preserved Extracts	A	NA		2.2	Y	Absent		CD-CI(180),AS-CI(180),BA-CI(180),HG-C(28),PB-CI(180),SE-CI(180),CR-CI(180),AG-CI(180)
L2101822-01X9	Tumble Vessel	A	NA		2.2	Y	Absent		-
L2101822-02A	Vial Large Septa unpreserved (4oz)	A	NA		2.2	Y	Absent		TCLP-EXT-ZHE(14)
L2101822-02B	Glass 250ml/8oz unpreserved	A	NA		2.2	Y	Absent		IGNIT-1030(14),REACTS(14),PH-9045(1),REACTCN(14)
L2101822-02C	Plastic 2oz unpreserved for TS	A	NA		2.2	Y	Absent		TS(7)
L2101822-02S	Amber 1000ml unpreserved Extracts	A	NA		2.2	Y	Absent		TCLP-8270(14),PEST-TCLP*(14),HERB-TCLP*(14)
L2101822-02X	Plastic 120ml HNO3 preserved Extracts	A	NA		2.2	Y	Absent		CD-CI(180),BA-CI(180),AS-CI(180),HG-C(28),PB-CI(180),CR-CI(180),SE-CI(180),AG-CI(180)
L2101822-02X9	Tumble Vessel	A	NA		2.2	Y	Absent		-
L2101822-02Y	Vial unpreserved Extracts	A	NA		2.2	Y	Absent		TCLP-VOA(14)
L2101822-02Z	Vial unpreserved Extracts	A	NA		2.2	Y	Absent		TCLP-VOA(14)
L2101822-03A	Vial Large Septa unpreserved (4oz)	A	NA		2.2	Y	Absent		NYTCL-8082(14)
L2101822-04A	Vial Large Septa unpreserved (4oz)	A	NA		2.2	Y	Absent		NYTCL-8082(14)

Project Name: SUNY PURCHASE NAT. SCIENCE BLD
Project Number: 20186

Lab Number: L2101822
Report Date: 01/27/21

GLOSSARY

Acronyms

DL	- Detection Limit: This value represents the level to which target analyte concentrations are reported as estimated values, when those target analyte concentrations are quantified below the limit of quantitation (LOQ). The DL includes any adjustments from dilutions, concentrations or moisture content, where applicable. (DoD report formats only.)
EDL	- Estimated Detection Limit: This value represents the level to which target analyte concentrations are reported as estimated values, when those target analyte concentrations are quantified below the reporting limit (RL). The EDL includes any adjustments from dilutions, concentrations or moisture content, where applicable. The use of EDLs is specific to the analysis of PAHs using Solid-Phase Microextraction (SPME).
EMPC	- Estimated Maximum Possible Concentration: The concentration that results from the signal present at the retention time of an analyte when the ions meet all of the identification criteria except the ion abundance ratio criteria. An EMPC is a worst-case estimate of the concentration.
EPA	- Environmental Protection Agency.
LCS	- Laboratory Control Sample: A sample matrix, free from the analytes of interest, spiked with verified known amounts of analytes or a material containing known and verified amounts of analytes.
LCSD	- Laboratory Control Sample Duplicate: Refer to LCS.
LFB	- Laboratory Fortified Blank: A sample matrix, free from the analytes of interest, spiked with verified known amounts of analytes or a material containing known and verified amounts of analytes.
LOD	- Limit of Detection: This value represents the level to which a target analyte can reliably be detected for a specific analyte in a specific matrix by a specific method. The LOD includes any adjustments from dilutions, concentrations or moisture content, where applicable. (DoD report formats only.)
LOQ	- Limit of Quantitation: The value at which an instrument can accurately measure an analyte at a specific concentration. The LOQ includes any adjustments from dilutions, concentrations or moisture content, where applicable. (DoD report formats only.) Limit of Quantitation: The value at which an instrument can accurately measure an analyte at a specific concentration. The LOQ includes any adjustments from dilutions, concentrations or moisture content, where applicable. (DoD report formats only.)
MDL	- Method Detection Limit: This value represents the level to which target analyte concentrations are reported as estimated values, when those target analyte concentrations are quantified below the reporting limit (RL). The MDL includes any adjustments from dilutions, concentrations or moisture content, where applicable.
MS	- Matrix Spike Sample: A sample prepared by adding a known mass of target analyte to a specified amount of matrix sample for which an independent estimate of target analyte concentration is available. For Method 332.0, the spike recovery is calculated using the native concentration, including estimated values.
MSD	- Matrix Spike Sample Duplicate: Refer to MS.
NA	- Not Applicable.
NC	- Not Calculated: Term is utilized when one or more of the results utilized in the calculation are non-detect at the parameter's reporting unit.
NDPA/DPA	- N-Nitrosodiphenylamine/Diphenylamine.
NI	- Not Ignitable.
NP	- Non-Plastic: Term is utilized for the analysis of Atterberg Limits in soil.
NR	- No Results: Term is utilized when 'No Target Compounds Requested' is reported for the analysis of Volatile or Semivolatile Organic TIC only requests.
RL	- Reporting Limit: The value at which an instrument can accurately measure an analyte at a specific concentration. The RL includes any adjustments from dilutions, concentrations or moisture content, where applicable.
RPD	- Relative Percent Difference: The results from matrix and/or matrix spike duplicates are primarily designed to assess the precision of analytical results in a given matrix and are expressed as relative percent difference (RPD). Values which are less than five times the reporting limit for any individual parameter are evaluated by utilizing the absolute difference between the values; although the RPD value will be provided in the report.
SRM	- Standard Reference Material: A reference sample of a known or certified value that is of the same or similar matrix as the associated field samples.
STLP	- Semi-dynamic Tank Leaching Procedure per EPA Method 1315.
TEF	- Toxic Equivalency Factors: The values assigned to each dioxin and furan to evaluate their toxicity relative to 2,3,7,8-TCDD.
TEQ	- Toxic Equivalent: The measure of a sample's toxicity derived by multiplying each dioxin and furan by its corresponding TEF and then summing the resulting values.
TIC	- Tentatively Identified Compound: A compound that has been identified to be present and is not part of the target compound list (TCL) for the method and/or program. All TICs are qualitatively identified and reported as estimated concentrations.

Report Format: DU Report with 'J' Qualifiers



Project Name: SUNY PURCHASE NAT. SCIENCE BLD
Project Number: 20186

Lab Number: L2101822
Report Date: 01/27/21

Footnotes

- 1 - The reference for this analyte should be considered modified since this analyte is absent from the target analyte list of the original method.

Terms

Analytical Method: Both the document from which the method originates and the analytical reference method. (Example: EPA 8260B is shown as 1,8260B.) The codes for the reference method documents are provided in the References section of the Addendum.

Difference: With respect to Total Oxidizable Precursor (TOP) Assay analysis, the difference is defined as the Post-Treatment value minus the Pre-Treatment value.

Final pH: As it pertains to Sample Receipt & Container Information section of the report, Final pH reflects pH of container determined after adjustment at the laboratory, if applicable. If no adjustment required, value reflects Initial pH.

Frozen Date/Time: With respect to Volatile Organics in soil, Frozen Date/Time reflects the date/time at which associated Reagent Water-preserved vials were initially frozen. Note: If frozen date/time is beyond 48 hours from sample collection, value will be reflected in 'bold'.

Initial pH: As it pertains to Sample Receipt & Container Information section of the report, Initial pH reflects pH of container determined upon receipt, if applicable.

PAH Total: With respect to Alkylated PAH analyses, the 'PAHs, Total' result is defined as the summation of results for all or a subset of the following compounds: Naphthalene, C1-C4 Naphthalenes, 2-Methylnaphthalene, 1-Methylnaphthalene, Biphenyl, Acenaphthylene, Acenaphthene, Fluorene, C1-C3 Fluorenes, Phenanthrene, C1-C4 Phenanthrenes/Anthracenes, Anthracene, Fluoranthene, Pyrene, C1-C4 Fluoranthenes/Pyrenes, Benz(a)anthracene, Chrysene, C1-C4 Chrysenes, Benzo(b)fluoranthene, Benzo(j)+(k)fluoranthene, Benzo(e)pyrene, Benzo(a)pyrene, Perylene, Indeno(1,2,3-cd)pyrene, Dibenz(ah)+(ac)anthracene, Benzo(g,h,i)perylene. If a 'Total' result is requested, the results of its individual components will also be reported.

PFAS Total: With respect to PFAS analyses, the 'PFAS, Total (5)' result is defined as the summation of results for: PFHpA, PFHxS, PFOA, PFNA and PFOS. In addition, the 'PFAS, Total (6)' result is defined as the summation of results at or above the RL for: PFHpA, PFHxS, PFOA, PFNA, PFDA and PFOS. (Note: 'PFAS, Total (6)' is applicable to MassDEP DW compliance analysis only.). If a 'Total' result is requested, the results of its individual components will also be reported.

The target compound Chlordane (CAS No. 57-74-9) is reported for GC ECD analyses. Per EPA, this compound "refers to a mixture of chlordane isomers, other chlorinated hydrocarbons and numerous other components." (Reference: USEPA Toxicological Review of Chlordane, In Support of Summary Information on the Integrated Risk Information System (IRIS), December 1997.)

Total: With respect to Organic analyses, a 'Total' result is defined as the summation of results for individual isomers or Aroclors. If a 'Total' result is requested, the results of its individual components will also be reported. This is applicable to 'Total' results for methods 8260, 8081 and 8082.

Data Qualifiers

- A** - Spectra identified as "Aldol Condensates" are byproducts of the extraction/concentration procedures when acetone is introduced in the process.
- B** - The analyte was detected above the reporting limit in the associated method blank. Flag only applies to associated field samples that have detectable concentrations of the analyte at less than ten times (10x) the concentration found in the blank. For MCP-related projects, flag only applies to associated field samples that have detectable concentrations of the analyte at less than ten times (10x) the concentration found in the blank. For DOD-related projects, flag only applies to associated field samples that have detectable concentrations of the analyte at less than ten times (10x) the concentration found in the blank AND the analyte was detected above one-half the reporting limit (or above the reporting limit for common lab contaminants) in the associated method blank. For NJ-Air-related projects, flag only applies to associated field samples that have detectable concentrations of the analyte above the reporting limit. For NJ-related projects (excluding Air), flag only applies to associated field samples that have detectable concentrations of the analyte, which was detected above the reporting limit in the associated method blank or above five times the reporting limit for common lab contaminants (Phthalates, Acetone, Methylene Chloride, 2-Butanone).
- C** - Co-elution: The target analyte co-elutes with a known lab standard (i.e. surrogate, internal standards, etc.) for co-extracted analyses.
- D** - Concentration of analyte was quantified from diluted analysis. Flag only applies to field samples that have detectable concentrations of the analyte.
- E** - Concentration of analyte exceeds the range of the calibration curve and/or linear range of the instrument.
- F** - The ratio of quantifier ion response to qualifier ion response falls outside of the laboratory criteria. Results are considered to be an estimated maximum concentration.
- G** - The concentration may be biased high due to matrix interferences (i.e. co-elution) with non-target compound(s). The result should be considered estimated.
- H** - The analysis of pH was performed beyond the regulatory-required holding time of 15 minutes from the time of sample collection.
- I** - The lower value for the two columns has been reported due to obvious interference.
- J** - Estimated value. The Target analyte concentration is below the quantitation limit (RL), but above the Method Detection Limit (MDL) or Estimated Detection Limit (EDL) for SPME-related analyses. This represents an estimated concentration for Tentatively Identified Compounds (TICs).
- M** - Reporting Limit (RL) exceeds the MCP CAM Reporting Limit for this analyte.
- ND** - Not detected at the method detection limit (MDL) for the sample, or estimated detection limit (EDL) for SPME-related analyses.

Report Format: DU Report with 'J' Qualifiers



Project Name: SUNY PURCHASE NAT. SCIENCE BLD
Project Number: 20186

Lab Number: L2101822
Report Date: 01/27/21

Data Qualifiers

- NJ** - Presumptive evidence of compound. This represents an estimated concentration for Tentatively Identified Compounds (TICs), where the identification is based on a mass spectral library search.
- P** - The RPD between the results for the two columns exceeds the method-specified criteria.
- Q** - The quality control sample exceeds the associated acceptance criteria. For DOD-related projects, LCS and/or Continuing Calibration Standard exceedences are also qualified on all associated sample results. Note: This flag is not applicable for matrix spike recoveries when the sample concentration is greater than 4x the spike added or for batch duplicate RPD when the sample concentrations are less than 5x the RL. (Metals only.)
- R** - Analytical results are from sample re-analysis.
- RE** - Analytical results are from sample re-extraction.
- S** - Analytical results are from modified screening analysis.

Project Name: SUNY PURCHASE NAT. SCIENCE BLD
Project Number: 20186

Lab Number: L2101822
Report Date: 01/27/21

REFERENCES

- 1 Test Methods for Evaluating Solid Waste: Physical/Chemical Methods. EPA SW-846. Third Edition. Updates I - VI, 2018.
- 121 Standard Methods for the Examination of Water and Wastewater. APHA-AWWA-WEF. Standard Methods Online.
- 125 Test Methods for Evaluating Solid Waste: Physical/Chemical Methods. EPA SW-846. Third Edition. Updates IIIA, April 1998.

LIMITATION OF LIABILITIES

Alpha Analytical performs services with reasonable care and diligence normal to the analytical testing laboratory industry. In the event of an error, the sole and exclusive responsibility of Alpha Analytical shall be to re-perform the work at it's own expense. In no event shall Alpha Analytical be held liable for any incidental, consequential or special damages, including but not limited to, damages in any way connected with the use of, interpretation of, information or analysis provided by Alpha Analytical.

We strongly urge our clients to comply with EPA protocol regarding sample volume, preservation, cooling, containers, sampling procedures, holding time and splitting of samples in the field.



Certification Information

The following analytes are not included in our Primary NELAP Scope of Accreditation:

Westborough Facility

EPA 624/624.1: m/p-xylene, o-xylene, Naphthalene

EPA 8260C: NPW: 1,2,4,5-Tetramethylbenzene; 4-Ethyltoluene, Azobenzene; SCM: Iodomethane (methyl iodide), 1,2,4,5-Tetramethylbenzene; 4-Ethyltoluene.

EPA 8270D: NPW: Dimethylnaphthalene, 1,4-Diphenylhydrazine; SCM: Dimethylnaphthalene, 1,4-Diphenylhydrazine.

SM4500: NPW: Amenable Cyanide; SCM: Total Phosphorus, TKN, NO₂, NO₃.

Mansfield Facility

SM 2540D: TSS

EPA 8082A: NPW: PCB: 1, 5, 31, 87, 101, 110, 141, 151, 153, 180, 183, 187.

EPA TO-15: Halothane, 2,4,4-Trimethyl-2-pentene, 2,4,4-Trimethyl-1-pentene, Thiophene, 2-Methylthiophene, 3-Methylthiophene, 2-Ethylthiophene, 1,2,3-Trimethylbenzene, Indan, Indene, 1,2,4,5-Tetramethylbenzene, Benzothiophene, 1-Methylnaphthalene.

EPA TO-12 Non-methane organics

EPA 3C Fixed gases

Biological Tissue Matrix: EPA 3050B

The following analytes are included in our Massachusetts DEP Scope of Accreditation

Westborough Facility:

Drinking Water

EPA 300.0: Chloride, Nitrate-N, Fluoride, Sulfate; **EPA 353.2:** Nitrate-N, Nitrite-N; **SM4500NO3-F:** Nitrate-N, Nitrite-N; **SM4500F-C, SM4500CN-CE,**

EPA 180.1, SM2130B, SM4500CI-D, SM2320B, SM2540C, SM4500H-B, SM4500NO2-B

EPA 332: Perchlorate; **EPA 524.2:** THMs and VOCs; **EPA 504.1:** EDB, DBCP.

Microbiology: SM9215B; SM9223-P/A, SM9223B-Colilert-QT, SM9222D.

Non-Potable Water

SM4500H,B, EPA 120.1, SM2510B, SM2540C, SM2320B, SM4500CL-E, SM4500F-BC, SM4500NH3-BH: Ammonia-N and Kjeldahl-N, **EPA 350.1:** Ammonia-N, **LACHAT 10-107-06-1-B:** Ammonia-N, **EPA 351.1, SM4500NO3-F, EPA 353.2:** Nitrate-N, **SM4500P-E, SM4500P-B, E, SM4500SO4-E, SM5220D, EPA 410.4, SM5210B, SM5310C, SM4500CL-D, EPA 1664, EPA 420.1, SM4500-CN-CE, SM2540D, EPA 300:** Chloride, Sulfate, Nitrate.

EPA 624.1: Volatile Halocarbons & Aromatics,

EPA 608.3: Chlordane, Toxaphene, Aldrin, alpha-BHC, beta-BHC, gamma-BHC, delta-BHC, Dieldrin, DDD, DDE, DDT, Endosulfan I, Endosulfan II, Endosulfan sulfate, Endrin, Endrin Aldehyde, Heptachlor, Heptachlor Epoxide, PCBs

EPA 625.1: SVOC (Acid/Base/Neutral Extractables), **EPA 600/4-81-045:** PCB-Oil.

Microbiology: SM9223B-Colilert-QT; Enterolert-QT, SM9221E, EPA 1600, EPA 1603.

Mansfield Facility:

Drinking Water

EPA 200.7: Al, Ba, Cd, Cr, Cu, Fe, Mn, Ni, Na, Ag, Ca, Zn. **EPA 200.8:** Al, Sb, As, Ba, Be, Cd, Cr, Cu, Pb, Mn, Ni, Se, Ag, TL, Zn. **EPA 245.1** Hg.

EPA 522.

Non-Potable Water


EPA 200.7: Al, Sb, As, Be, Cd, Ca, Cr, Co, Cu, Fe, Pb, Mg, Mn, Mo, Ni, K, Se, Ag, Na, Sr, TL, Ti, V, Zn.

EPA 200.8: Al, Sb, As, Be, Cd, Cr, Cu, Fe, Pb, Mn, Ni, K, Se, Ag, Na, TL, Zn.

EPA 245.1 Hg.

SM2340B

For a complete listing of analytes and methods, please contact your Alpha Project Manager.

 ALPHA <small>LABORATORY</small>	NEW YORK CHAIN OF CUSTODY	Service Centers Mahwah, NJ 07430: 35 Whitney Rd, Suite 5 Albany, NY 12205: 14 Walker Way Tonawanda, NY 14150: 275 Cooper Ave, Suite 105		Page 1 of 1	Date Rec'd in Lab 1/13/21	ALPHA Job # L2101822
		Westborough, MA 01581 8 Walkup Dr. TEL: 508-898-9220 FAX: 508-898-9193	Mansfield, MA 02048 320 Forbes Blvd TEL: 508-822-9300 FAX: 508-822-3288			
Project Information		Project Name: <u>SUNY Purchase Natural Science Bldg</u> Project Location: <u>Purchase, NY</u>		Deliverables		Billing Information
Client Information		Project # <u>20186</u> (Use Project name as Project #) <input type="checkbox"/>		<input type="checkbox"/> ASP-A <input type="checkbox"/> ASP-B <input type="checkbox"/> EQUIS (1 File) <input type="checkbox"/> EQUIS (4 File) <input checked="" type="checkbox"/> Other		<input checked="" type="checkbox"/> Same as Client Info PO #
Client: <u>Watts Architecture & Engineering</u> Address: <u>95 Perry St, Suite 300</u> <u>Buffalo, NY 14203</u> Phone: <u>716-206-5100</u> Fax: <u>716-206-5199</u> Email: <u>mholquist@watts-ae.com</u>		Project Manager: <u>Matt Holquist</u> ALPHAQuote #: <u>Bottle order 339885</u>		Regulatory Requirement		Disposal Site Information
		Turn-Around Time Standard <input checked="" type="checkbox"/> Due Date: Rush (only if pre approved) <input type="checkbox"/> # of Days:		<input type="checkbox"/> NY TOGS <input type="checkbox"/> NY Part 375 <input type="checkbox"/> AWQ Standards <input type="checkbox"/> NY CP-51 <input type="checkbox"/> NY Restricted Use <input checked="" type="checkbox"/> Other <input type="checkbox"/> NY Unrestricted Use <input type="checkbox"/> NYC Sewer Discharge		Please identify below location of applicable disposal facilities. Disposal Facility: <input type="checkbox"/> NJ <input checked="" type="checkbox"/> NY <input type="checkbox"/> Other:
These samples have been previously analyzed by Alpha <input type="checkbox"/>		ANALYSIS		Sample Filtration		Total Bottle
Other project specific requirements/comments:		Please specify Metals or TAL.		<input type="checkbox"/> Done <input type="checkbox"/> Lab to do Preservation <input type="checkbox"/> Lab to do (Please Specify below)		
ALPHA Lab ID (Lab Use Only)	Sample ID	Collection Date Time		Sample Matrix	Sampler's Initials	Sample Specific Comments
101822-01	20186-FHO	1/13/21	14:00	Solid	MPLG	TCLP Metals X TCLP SVOC X TCLP VOC Res., Fgn., Corr. Total Metals TAL, City X TCLP Pests/Herbs X PCBs Total Solids X >125g in 2 jars for Total 2 >20g in 1 jar for Total 1
02	20186-AWP01	1/13/21	10:00	Solid	MPLG	TCLP Metals X TCLP SVOC X TCLP VOC X Res., Fgn., Corr. X Total Metals TAL, City X TCLP Pests/Herbs X PCBs Total Solids X 3
03	20186-PCB OIL-01	1/13/21	10:30	Liquid	SM	
04	20186-PCB OIL-02	1/13/21	10:30	Liquid	SM	
Preservative Code: A = None B = HCl C = HNO ₃ D = H ₂ SO ₄ E = NaOH F = MeOH G = NaHSO ₄ H = Na ₂ S ₂ O ₃ K/E = Zn Ac/NaOH O = Other		Container Code: P = Plastic A = Amber Glass V = Vial G = Glass B = Bacteria Cup C = Cube O = Other E = Encore D = BOD Bottle		Westboro: Certification No: MA935 Mansfield: Certification No: MA015		Please print clearly, legibly and completely. Samples can not be logged in and turnaround time clock will not start until any ambiguities are resolved. BY EXECUTING THIS COC, THE CLIENT HAS READ AND AGREES TO BE BOUND BY ALPHA'S TERMS & CONDITIONS. (See reverse side.)
				Container Type: <u>various</u>	Preservative: <u>none</u>	
		Relinquished By: <u>Matt Holquist</u> <u>[Signature]</u>		Date/Time: <u>1/13/21 - 15:20</u>	Received By: <u>[Signature]</u> <u>[Signature]</u>	
		Date/Time: <u>1/13/21 2:42</u>		Date/Time: <u>1/13/21 10:45</u> <u>1/13/21 2:42</u>		



ANALYTICAL REPORT

Lab Number:	L2102179
Client:	Watts Architecture & Engineering P.C 95 Perry Street Suite 300 Buffalo, NY 14203
ATTN:	Matt Holquist
Phone:	(716) 206-5100
Project Name:	SUNY PURCHASE NAT. SCIENCE BLD
Project Number:	20186
Report Date:	01/28/21

The original project report/data package is held by Alpha Analytical. This report/data package is paginated and should be reproduced only in its entirety. Alpha Analytical holds no responsibility for results and/or data that are not consistent with the original.

Certifications & Approvals: MA (M-MA086), NH NELAP (2064), CT (PH-0574), IL (200077), ME (MA00086), MD (348), NJ (MA935), NY (11148), NC (25700/666), PA (68-03671), RI (LAO00065), TX (T104704476), VT (VT-0935), VA (460195), USDA (Permit #P330-17-00196).

Eight Walkup Drive, Westborough, MA 01581-1019
508-898-9220 (Fax) 508-898-9193 800-624-9220 - www.alphalab.com



Project Name: SUNY PURCHASE NAT. SCIENCE BLD
Project Number: 20186

Lab Number: L2102179
Report Date: 01/28/21

Alpha Sample ID	Client ID	Matrix	Sample Location	Collection Date/Time	Receive Date
L2102179-01	20186-AW-LIQUID-01	WATER	PURCHASE, NY	01/14/21 13:00	01/14/21
L2102179-02	20186-AW-SOLID-01	SOLID	PURCHASE, NY	01/14/21 13:30	01/14/21
L2102179-03	TRIP BLANK	WATER	PURCHASE, NY	01/13/21 00:00	01/14/21

Project Name: SUNY PURCHASE NAT. SCIENCE BLD
Project Number: 20186

Lab Number: L2102179
Report Date: 01/28/21

Case Narrative

The samples were received in accordance with the Chain of Custody and no significant deviations were encountered during the preparation or analysis unless otherwise noted. Sample Receipt, Container Information, and the Chain of Custody are located at the back of the report.

Results contained within this report relate only to the samples submitted under this Alpha Lab Number and meet NELAP requirements for all NELAP accredited parameters unless otherwise noted in the following narrative. The data presented in this report is organized by parameter (i.e. VOC, SVOC, etc.). Sample specific Quality Control data (i.e. Surrogate Spike Recovery) is reported at the end of the target analyte list for each individual sample, followed by the Laboratory Batch Quality Control at the end of each parameter. Tentatively Identified Compounds (TICs), if requested, are reported for compounds identified to be present and are not part of the method/program Target Compound List, even if only a subset of the TCL are being reported. If a sample was re-analyzed or re-extracted due to a required quality control corrective action and if both sets of data are reported, the Laboratory ID of the re-analysis or re-extraction is designated with an "R" or "RE", respectively.

When multiple Batch Quality Control elements are reported (e.g. more than one LCS), the associated samples for each element are noted in the grey shaded header line of each data table. Any Laboratory Batch, Sample Specific % recovery or RPD value that is outside the listed Acceptance Criteria is bolded in the report. In reference to questions H (CAM) or 4 (RCP) when "NO" is checked, the performance criteria for CAM and RCP methods allow for some quality control failures to occur and still be within method compliance. In these instances, the specific failure is not narrated but noted in the associated QC Outlier Summary Report, located directly after the Case Narrative. QC information is also incorporated in the Data Usability Assessment table (Format 11) of our Data Merger tool, where it can be reviewed in conjunction with the sample result, associated regulatory criteria and any associated data usability implications.

Soil/sediments, solids and tissues are reported on a dry weight basis unless otherwise noted. Definitions of all data qualifiers and acronyms used in this report are provided in the Glossary located at the back of the report.

HOLD POLICY - For samples submitted on hold, Alpha's policy is to hold samples (with the exception of Air canisters) free of charge for 21 calendar days from the date the project is completed. After 21 calendar days, we will dispose of all samples submitted including those put on hold unless you have contacted your Alpha Project Manager and made arrangements for Alpha to continue to hold the samples. Air canisters will be disposed after 3 business days from the date the project is completed.

Please contact Project Management at 800-624-9220 with any questions.

Project Name: SUNY PURCHASE NAT. SCIENCE BLD
Project Number: 20186

Lab Number: L2102179
Report Date: 01/28/21

Case Narrative (continued)

Report Submission

All non-detect (ND) or estimated concentrations (J-qualified) have been quantitated to the limit noted in the MDL column.

Total Metals


L2102179-02: The sample has elevated detection limits for all elements, with the exception of mercury, due to the dilution required by matrix interferences encountered during analysis.

Cyanide, Total

The WG1455506-2/-3 LCS/LCSD recoveries for cyanide, total (68%/63%), associated with L2102179-02, are outside our in-house acceptance criteria, but within the vendor-certified acceptance limits. The results of the original analyses are reported.

I, the undersigned, attest under the pains and penalties of perjury that, to the best of my knowledge and belief and based upon my personal inquiry of those responsible for providing the information contained in this analytical report, such information is accurate and complete. This certificate of analysis is not complete unless this page accompanies any and all pages of this report.

Authorized Signature:



Michelle M. Morris

Title: Technical Director/Representative

Date: 01/28/21

ORGANICS

VOLATILES

Project Name: SUNY PURCHASE NAT. SCIENCE BLD
Project Number: 20186

Lab Number: L2102179
Report Date: 01/28/21

SAMPLE RESULTS

Lab ID: L2102179-01
 Client ID: 20186-AW-LIQUID-01
 Sample Location: PURCHASE, NY

Date Collected: 01/14/21 13:00
 Date Received: 01/14/21
 Field Prep: Not Specified

Sample Depth:

Matrix: Water
 Analytical Method: 1,8260C
 Analytical Date: 01/21/21 12:34
 Analyst: PD

Parameter	Result	Qualifier	Units	RL	MDL	Dilution Factor
Volatile Organics by GC/MS - Westborough Lab						
Methylene chloride	ND		ug/l	2.5	0.70	1
1,1-Dichloroethane	ND		ug/l	2.5	0.70	1
Chloroform	6.4		ug/l	2.5	0.70	1
Carbon tetrachloride	0.57		ug/l	0.50	0.13	1
1,2-Dichloropropane	ND		ug/l	1.0	0.14	1
Dibromochloromethane	ND		ug/l	0.50	0.15	1
1,1,2-Trichloroethane	ND		ug/l	1.5	0.50	1
Tetrachloroethene	ND		ug/l	0.50	0.18	1
Chlorobenzene	ND		ug/l	2.5	0.70	1
Trichlorofluoromethane	ND		ug/l	2.5	0.70	1
1,2-Dichloroethane	1.8		ug/l	0.50	0.13	1
1,1,1-Trichloroethane	ND		ug/l	2.5	0.70	1
Bromodichloromethane	0.32	J	ug/l	0.50	0.19	1
trans-1,3-Dichloropropene	ND		ug/l	0.50	0.16	1
cis-1,3-Dichloropropene	ND		ug/l	0.50	0.14	1
Bromoform	ND		ug/l	2.0	0.65	1
1,1,2,2-Tetrachloroethane	ND		ug/l	0.50	0.17	1
Benzene	ND		ug/l	0.50	0.16	1
Toluene	1.7	J	ug/l	2.5	0.70	1
Ethylbenzene	ND		ug/l	2.5	0.70	1
Chloromethane	ND		ug/l	2.5	0.70	1
Bromomethane	ND		ug/l	2.5	0.70	1
Vinyl chloride	ND		ug/l	1.0	0.07	1
Chloroethane	ND		ug/l	2.5	0.70	1
1,1-Dichloroethene	ND		ug/l	0.50	0.17	1
trans-1,2-Dichloroethene	ND		ug/l	2.5	0.70	1
Trichloroethene	ND		ug/l	0.50	0.18	1
1,2-Dichlorobenzene	ND		ug/l	2.5	0.70	1

Project Name: SUNY PURCHASE NAT. SCIENCE BLD
Project Number: 20186

Lab Number: L2102179
Report Date: 01/28/21

SAMPLE RESULTS

Lab ID: L2102179-01
 Client ID: 20186-AW-LIQUID-01
 Sample Location: PURCHASE, NY

Date Collected: 01/14/21 13:00
 Date Received: 01/14/21
 Field Prep: Not Specified

Sample Depth:

Parameter	Result	Qualifier	Units	RL	MDL	Dilution Factor
Volatile Organics by GC/MS - Westborough Lab						
1,3-Dichlorobenzene	ND		ug/l	2.5	0.70	1
1,4-Dichlorobenzene	ND		ug/l	2.5	0.70	1
Methyl tert butyl ether	ND		ug/l	2.5	0.70	1
p/m-Xylene	ND		ug/l	2.5	0.70	1
o-Xylene	ND		ug/l	2.5	0.70	1
cis-1,2-Dichloroethene	ND		ug/l	2.5	0.70	1
Styrene	7.8		ug/l	2.5	0.70	1
Dichlorodifluoromethane	ND		ug/l	5.0	1.0	1
Acetone	26		ug/l	5.0	1.5	1
Carbon disulfide	ND		ug/l	5.0	1.0	1
2-Butanone	27		ug/l	5.0	1.9	1
4-Methyl-2-pentanone	ND		ug/l	5.0	1.0	1
2-Hexanone	ND		ug/l	5.0	1.0	1
Bromochloromethane	ND		ug/l	2.5	0.70	1
1,2-Dibromoethane	ND		ug/l	2.0	0.65	1
1,2-Dibromo-3-chloropropane	ND		ug/l	2.5	0.70	1
Isopropylbenzene	ND		ug/l	2.5	0.70	1
1,2,3-Trichlorobenzene	ND		ug/l	2.5	0.70	1
1,2,4-Trichlorobenzene	ND		ug/l	2.5	0.70	1
Methyl Acetate	ND		ug/l	2.0	0.23	1
Cyclohexane	ND		ug/l	10	0.27	1
1,4-Dioxane	ND		ug/l	250	61.	1
Freon-113	ND		ug/l	2.5	0.70	1
Methyl cyclohexane	ND		ug/l	10	0.40	1

Surrogate	% Recovery	Qualifier	Acceptance Criteria
1,2-Dichloroethane-d4	96		70-130
Toluene-d8	100		70-130
4-Bromofluorobenzene	102		70-130
Dibromofluoromethane	96		70-130

Project Name: SUNY PURCHASE NAT. SCIENCE BLD
Project Number: 20186

Lab Number: L2102179
Report Date: 01/28/21

SAMPLE RESULTS

Lab ID: L2102179-03
Client ID: TRIP BLANK
Sample Location: PURCHASE, NY

Date Collected: 01/13/21 00:00
Date Received: 01/14/21
Field Prep: Not Specified

Sample Depth:

Matrix: Water
Analytical Method: 1,8260C
Analytical Date: 01/21/21 12:11
Analyst: PD

Parameter	Result	Qualifier	Units	RL	MDL	Dilution Factor
Volatile Organics by GC/MS - Westborough Lab						
Methylene chloride	ND		ug/l	2.5	0.70	1
1,1-Dichloroethane	ND		ug/l	2.5	0.70	1
Chloroform	ND		ug/l	2.5	0.70	1
Carbon tetrachloride	ND		ug/l	0.50	0.13	1
1,2-Dichloropropane	ND		ug/l	1.0	0.14	1
Dibromochloromethane	ND		ug/l	0.50	0.15	1
1,1,2-Trichloroethane	ND		ug/l	1.5	0.50	1
Tetrachloroethene	ND		ug/l	0.50	0.18	1
Chlorobenzene	ND		ug/l	2.5	0.70	1
Trichlorofluoromethane	ND		ug/l	2.5	0.70	1
1,2-Dichloroethane	ND		ug/l	0.50	0.13	1
1,1,1-Trichloroethane	ND		ug/l	2.5	0.70	1
Bromodichloromethane	ND		ug/l	0.50	0.19	1
trans-1,3-Dichloropropene	ND		ug/l	0.50	0.16	1
cis-1,3-Dichloropropene	ND		ug/l	0.50	0.14	1
Bromoform	ND		ug/l	2.0	0.65	1
1,1,2,2-Tetrachloroethane	ND		ug/l	0.50	0.17	1
Benzene	ND		ug/l	0.50	0.16	1
Toluene	ND		ug/l	2.5	0.70	1
Ethylbenzene	ND		ug/l	2.5	0.70	1
Chloromethane	ND		ug/l	2.5	0.70	1
Bromomethane	ND		ug/l	2.5	0.70	1
Vinyl chloride	ND		ug/l	1.0	0.07	1
Chloroethane	ND		ug/l	2.5	0.70	1
1,1-Dichloroethene	ND		ug/l	0.50	0.17	1
trans-1,2-Dichloroethene	ND		ug/l	2.5	0.70	1
Trichloroethene	ND		ug/l	0.50	0.18	1
1,2-Dichlorobenzene	ND		ug/l	2.5	0.70	1

Project Name: SUNY PURCHASE NAT. SCIENCE BLD
Project Number: 20186

Lab Number: L2102179
Report Date: 01/28/21

SAMPLE RESULTS

Lab ID: L2102179-03
Client ID: TRIP BLANK
Sample Location: PURCHASE, NY

Date Collected: 01/13/21 00:00
Date Received: 01/14/21
Field Prep: Not Specified

Sample Depth:

Parameter	Result	Qualifier	Units	RL	MDL	Dilution Factor
Volatile Organics by GC/MS - Westborough Lab						
1,3-Dichlorobenzene	ND		ug/l	2.5	0.70	1
1,4-Dichlorobenzene	ND		ug/l	2.5	0.70	1
Methyl tert butyl ether	ND		ug/l	2.5	0.70	1
p/m-Xylene	ND		ug/l	2.5	0.70	1
o-Xylene	ND		ug/l	2.5	0.70	1
cis-1,2-Dichloroethene	ND		ug/l	2.5	0.70	1
Styrene	ND		ug/l	2.5	0.70	1
Dichlorodifluoromethane	ND		ug/l	5.0	1.0	1
Acetone	ND		ug/l	5.0	1.5	1
Carbon disulfide	ND		ug/l	5.0	1.0	1
2-Butanone	ND		ug/l	5.0	1.9	1
4-Methyl-2-pentanone	ND		ug/l	5.0	1.0	1
2-Hexanone	ND		ug/l	5.0	1.0	1
Bromochloromethane	ND		ug/l	2.5	0.70	1
1,2-Dibromoethane	ND		ug/l	2.0	0.65	1
1,2-Dibromo-3-chloropropane	ND		ug/l	2.5	0.70	1
Isopropylbenzene	ND		ug/l	2.5	0.70	1
1,2,3-Trichlorobenzene	ND		ug/l	2.5	0.70	1
1,2,4-Trichlorobenzene	ND		ug/l	2.5	0.70	1
Methyl Acetate	ND		ug/l	2.0	0.23	1
Cyclohexane	ND		ug/l	10	0.27	1
1,4-Dioxane	ND		ug/l	250	61.	1
Freon-113	ND		ug/l	2.5	0.70	1
Methyl cyclohexane	ND		ug/l	10	0.40	1

Surrogate	% Recovery	Qualifier	Acceptance Criteria
1,2-Dichloroethane-d4	95		70-130
Toluene-d8	100		70-130
4-Bromofluorobenzene	100		70-130
Dibromofluoromethane	94		70-130

Project Name: SUNY PURCHASE NAT. SCIENCE BLD
Project Number: 20186

Lab Number: L2102179
Report Date: 01/28/21

Method Blank Analysis
Batch Quality Control

Analytical Method: 1,8260C
Analytical Date: 01/21/21 09:07
Analyst: PD

Parameter	Result	Qualifier	Units	RL	MDL
Volatile Organics by GC/MS - Westborough Lab for sample(s): 01,03 Batch: WG1457390-5					
Methylene chloride	ND		ug/l	2.5	0.70
1,1-Dichloroethane	ND		ug/l	2.5	0.70
Chloroform	ND		ug/l	2.5	0.70
Carbon tetrachloride	ND		ug/l	0.50	0.13
1,2-Dichloropropane	ND		ug/l	1.0	0.14
Dibromochloromethane	ND		ug/l	0.50	0.15
1,1,2-Trichloroethane	ND		ug/l	1.5	0.50
Tetrachloroethene	ND		ug/l	0.50	0.18
Chlorobenzene	ND		ug/l	2.5	0.70
Trichlorofluoromethane	ND		ug/l	2.5	0.70
1,2-Dichloroethane	ND		ug/l	0.50	0.13
1,1,1-Trichloroethane	ND		ug/l	2.5	0.70
Bromodichloromethane	ND		ug/l	0.50	0.19
trans-1,3-Dichloropropene	ND		ug/l	0.50	0.16
cis-1,3-Dichloropropene	ND		ug/l	0.50	0.14
Bromoform	ND		ug/l	2.0	0.65
1,1,2,2-Tetrachloroethane	ND		ug/l	0.50	0.17
Benzene	ND		ug/l	0.50	0.16
Toluene	ND		ug/l	2.5	0.70
Ethylbenzene	ND		ug/l	2.5	0.70
Chloromethane	ND		ug/l	2.5	0.70
Bromomethane	ND		ug/l	2.5	0.70
Vinyl chloride	ND		ug/l	1.0	0.07
Chloroethane	ND		ug/l	2.5	0.70
1,1-Dichloroethene	ND		ug/l	0.50	0.17
trans-1,2-Dichloroethene	ND		ug/l	2.5	0.70
Trichloroethene	ND		ug/l	0.50	0.18
1,2-Dichlorobenzene	ND		ug/l	2.5	0.70
1,3-Dichlorobenzene	ND		ug/l	2.5	0.70

Project Name: SUNY PURCHASE NAT. SCIENCE BLD
Project Number: 20186

Lab Number: L2102179
Report Date: 01/28/21

Method Blank Analysis
Batch Quality Control

Analytical Method: 1,8260C
Analytical Date: 01/21/21 09:07
Analyst: PD

Parameter	Result	Qualifier	Units	RL	MDL
Volatile Organics by GC/MS - Westborough Lab for sample(s): 01,03 Batch: WG1457390-5					
1,4-Dichlorobenzene	ND		ug/l	2.5	0.70
Methyl tert butyl ether	ND		ug/l	2.5	0.70
p/m-Xylene	ND		ug/l	2.5	0.70
o-Xylene	ND		ug/l	2.5	0.70
cis-1,2-Dichloroethene	ND		ug/l	2.5	0.70
Styrene	ND		ug/l	2.5	0.70
Dichlorodifluoromethane	ND		ug/l	5.0	1.0
Acetone	ND		ug/l	5.0	1.5
Carbon disulfide	ND		ug/l	5.0	1.0
2-Butanone	ND		ug/l	5.0	1.9
4-Methyl-2-pentanone	ND		ug/l	5.0	1.0
2-Hexanone	ND		ug/l	5.0	1.0
Bromochloromethane	ND		ug/l	2.5	0.70
1,2-Dibromoethane	ND		ug/l	2.0	0.65
1,2-Dibromo-3-chloropropane	ND		ug/l	2.5	0.70
Isopropylbenzene	ND		ug/l	2.5	0.70
1,2,3-Trichlorobenzene	ND		ug/l	2.5	0.70
1,2,4-Trichlorobenzene	ND		ug/l	2.5	0.70
Methyl Acetate	ND		ug/l	2.0	0.23
Cyclohexane	ND		ug/l	10	0.27
1,4-Dioxane	ND		ug/l	250	61.
Freon-113	ND		ug/l	2.5	0.70
Methyl cyclohexane	ND		ug/l	10	0.40

Project Name: SUNY PURCHASE NAT. SCIENCE BLD
Project Number: 20186

Lab Number: L2102179
Report Date: 01/28/21

Method Blank Analysis
Batch Quality Control

Analytical Method: 1,8260C
Analytical Date: 01/21/21 09:07
Analyst: PD

Parameter	Result	Qualifier	Units	RL	MDL
Volatile Organics by GC/MS - Westborough Lab for sample(s): 01,03 Batch: WG1457390-5					

Surrogate	%Recovery	Qualifier	Acceptance Criteria
1,2-Dichloroethane-d4	94		70-130
Toluene-d8	101		70-130
4-Bromofluorobenzene	101		70-130
Dibromofluoromethane	93		70-130

Lab Control Sample Analysis

Batch Quality Control

Project Name: SUNY PURCHASE NAT. SCIENCE BLD

Lab Number: L2102179

Project Number: 20186

Report Date: 01/28/21

Parameter	LCS		LCSD		%Recovery Limits	RPD	Qual	RPD Limits
	%Recovery	Qual	%Recovery	Qual				
Volatile Organics by GC/MS - Westborough Lab Associated sample(s): 01,03 Batch: WG1457390-3 WG1457390-4								
Methylene chloride	90		91		70-130	1		20
1,1-Dichloroethane	90		92		70-130	2		20
Chloroform	86		90		70-130	5		20
Carbon tetrachloride	79		81		63-132	3		20
1,2-Dichloropropane	89		91		70-130	2		20
Dibromochloromethane	92		92		63-130	0		20
1,1,2-Trichloroethane	92		92		70-130	0		20
Tetrachloroethene	94		94		70-130	0		20
Chlorobenzene	92		94		75-130	2		20
Trichlorofluoromethane	80		82		62-150	2		20
1,2-Dichloroethane	88		88		70-130	0		20
1,1,1-Trichloroethane	87		90		67-130	3		20
Bromodichloromethane	87		88		67-130	1		20
trans-1,3-Dichloropropene	93		93		70-130	0		20
cis-1,3-Dichloropropene	89		92		70-130	3		20
Bromoform	91		92		54-136	1		20
1,1,2,2-Tetrachloroethane	94		94		67-130	0		20
Benzene	90		93		70-130	3		20
Toluene	95		97		70-130	2		20
Ethylbenzene	92		93		70-130	1		20
Chloromethane	65		69		64-130	6		20
Bromomethane	65		70		39-139	7		20
Vinyl chloride	75		79		55-140	5		20

Lab Control Sample Analysis

Batch Quality Control

Project Name: SUNY PURCHASE NAT. SCIENCE BLD

Lab Number: L2102179

Project Number: 20186

Report Date: 01/28/21

Parameter	LCS		LCSD		%Recovery Limits	RPD	Qual	RPD Limits
	%Recovery	Qual	%Recovery	Qual				
Volatile Organics by GC/MS - Westborough Lab Associated sample(s): 01,03 Batch: WG1457390-3 WG1457390-4								
Chloroethane	81		84		55-138	4		20
1,1-Dichloroethene	83		88		61-145	6		20
trans-1,2-Dichloroethene	87		91		70-130	4		20
Trichloroethene	89		92		70-130	3		20
1,2-Dichlorobenzene	95		96		70-130	1		20
1,3-Dichlorobenzene	96		97		70-130	1		20
1,4-Dichlorobenzene	96		97		70-130	1		20
Methyl tert butyl ether	88		88		63-130	0		20
p/m-Xylene	90		95		70-130	5		20
o-Xylene	95		95		70-130	0		20
cis-1,2-Dichloroethene	91		92		70-130	1		20
Styrene	95		95		70-130	0		20
Dichlorodifluoromethane	76		77		36-147	1		20
Acetone	76		74		58-148	3		20
Carbon disulfide	86		87		51-130	1		20
2-Butanone	81		81		63-138	0		20
4-Methyl-2-pentanone	84		84		59-130	0		20
2-Hexanone	82		80		57-130	2		20
Bromochloromethane	98		99		70-130	1		20
1,2-Dibromoethane	91		92		70-130	1		20
1,2-Dibromo-3-chloropropane	82		82		41-144	0		20
Isopropylbenzene	99		100		70-130	1		20
1,2,3-Trichlorobenzene	88		95		70-130	8		20

Lab Control Sample Analysis

Batch Quality Control

Project Name: SUNY PURCHASE NAT. SCIENCE BLD

Lab Number: L2102179

Project Number: 20186

Report Date: 01/28/21

Parameter	LCS %Recovery	Qual	LCSD %Recovery	Qual	%Recovery Limits	RPD	Qual	RPD Limits
Volatile Organics by GC/MS - Westborough Lab Associated sample(s): 01,03 Batch: WG1457390-3 WG1457390-4								
1,2,4-Trichlorobenzene	91		96		70-130	5		20
Methyl Acetate	86		86		70-130	0		20
Cyclohexane	86		87		70-130	1		20
1,4-Dioxane	114		114		56-162	0		20
Freon-113	83		86		70-130	4		20
Methyl cyclohexane	87		89		70-130	2		20

Surrogate	LCS %Recovery	Qual	LCSD %Recovery	Qual	Acceptance Criteria
1,2-Dichloroethane-d4	92		93		70-130
Toluene-d8	102		102		70-130
4-Bromofluorobenzene	103		102		70-130
Dibromofluoromethane	95		97		70-130

SEMIVOLATILES

Project Name: SUNY PURCHASE NAT. SCIENCE BLD
Project Number: 20186

Lab Number: L2102179
Report Date: 01/28/21

SAMPLE RESULTS

Lab ID: L2102179-01
 Client ID: 20186-AW-LIQUID-01
 Sample Location: PURCHASE, NY

Date Collected: 01/14/21 13:00
 Date Received: 01/14/21
 Field Prep: Not Specified

Sample Depth:

Matrix: Water
 Analytical Method: 1,8270D
 Analytical Date: 01/16/21 06:32
 Analyst: SZ

Extraction Method: EPA 3510C
 Extraction Date: 01/15/21 15:43

Parameter	Result	Qualifier	Units	RL	MDL	Dilution Factor
Semivolatile Organics by GC/MS - Westborough Lab						
Bis(2-chloroethyl)ether	ND		ug/l	2.0	0.50	1
3,3'-Dichlorobenzidine	ND		ug/l	5.0	1.6	1
2,4-Dinitrotoluene	ND		ug/l	5.0	1.2	1
2,6-Dinitrotoluene	ND		ug/l	5.0	0.93	1
4-Chlorophenyl phenyl ether	ND		ug/l	2.0	0.49	1
4-Bromophenyl phenyl ether	ND		ug/l	2.0	0.38	1
Bis(2-chloroisopropyl)ether	ND		ug/l	2.0	0.53	1
Bis(2-chloroethoxy)methane	ND		ug/l	5.0	0.50	1
Hexachlorocyclopentadiene	ND		ug/l	20	0.69	1
Isophorone	ND		ug/l	5.0	1.2	1
Nitrobenzene	ND		ug/l	2.0	0.77	1
NDPA/DPA	ND		ug/l	2.0	0.42	1
n-Nitrosodi-n-propylamine	ND		ug/l	5.0	0.64	1
Bis(2-ethylhexyl)phthalate	4.2		ug/l	3.0	1.5	1
Butyl benzyl phthalate	ND		ug/l	5.0	1.2	1
Di-n-butylphthalate	ND		ug/l	5.0	0.39	1
Di-n-octylphthalate	ND		ug/l	5.0	1.3	1
Diethyl phthalate	0.42	J	ug/l	5.0	0.38	1
Dimethyl phthalate	ND		ug/l	5.0	1.8	1
Biphenyl	ND		ug/l	2.0	0.46	1
4-Chloroaniline	ND		ug/l	5.0	1.1	1
2-Nitroaniline	ND		ug/l	5.0	0.50	1
3-Nitroaniline	ND		ug/l	5.0	0.81	1
4-Nitroaniline	ND		ug/l	5.0	0.80	1
Dibenzofuran	ND		ug/l	2.0	0.50	1
1,2,4,5-Tetrachlorobenzene	ND		ug/l	10	0.44	1
Acetophenone	0.84	J	ug/l	5.0	0.53	1
2,4,6-Trichlorophenol	ND		ug/l	5.0	0.61	1

Project Name: SUNY PURCHASE NAT. SCIENCE BLD
Project Number: 20186

Lab Number: L2102179
Report Date: 01/28/21

SAMPLE RESULTS

Lab ID: L2102179-01
 Client ID: 20186-AW-LIQUID-01
 Sample Location: PURCHASE, NY

Date Collected: 01/14/21 13:00
 Date Received: 01/14/21
 Field Prep: Not Specified

Sample Depth:

Parameter	Result	Qualifier	Units	RL	MDL	Dilution Factor
Semivolatile Organics by GC/MS - Westborough Lab						
p-Chloro-m-cresol	ND		ug/l	2.0	0.35	1
2-Chlorophenol	ND		ug/l	2.0	0.48	1
2,4-Dichlorophenol	ND		ug/l	5.0	0.41	1
2,4-Dimethylphenol	ND		ug/l	5.0	1.8	1
2-Nitrophenol	ND		ug/l	10	0.85	1
4-Nitrophenol	ND		ug/l	10	0.67	1
2,4-Dinitrophenol	ND		ug/l	20	6.6	1
4,6-Dinitro-o-cresol	ND		ug/l	10	1.8	1
Phenol	1.3	J	ug/l	5.0	0.57	1
3-Methylphenol/4-Methylphenol	ND		ug/l	5.0	0.48	1
2,4,5-Trichlorophenol	ND		ug/l	5.0	0.77	1
Carbazole	ND		ug/l	2.0	0.49	1
Atrazine	ND		ug/l	10	0.76	1
Benzaldehyde	1.7	J	ug/l	5.0	0.53	1
Caprolactam	ND		ug/l	10	3.3	1
2,3,4,6-Tetrachlorophenol	ND		ug/l	5.0	0.84	1

Surrogate	% Recovery	Qualifier	Acceptance Criteria
2-Fluorophenol	59		21-120
Phenol-d6	46		10-120
Nitrobenzene-d5	76		23-120
2-Fluorobiphenyl	70		15-120
2,4,6-Tribromophenol	77		10-120
4-Terphenyl-d14	69		41-149

Project Name: SUNY PURCHASE NAT. SCIENCE BLD
Project Number: 20186

Lab Number: L2102179
Report Date: 01/28/21

SAMPLE RESULTS

Lab ID: L2102179-01
 Client ID: 20186-AW-LIQUID-01
 Sample Location: PURCHASE, NY

Date Collected: 01/14/21 13:00
 Date Received: 01/14/21
 Field Prep: Not Specified

Sample Depth:

Matrix: Water
 Analytical Method: 1,8270D-SIM
 Analytical Date: 01/16/21 20:25
 Analyst: DV

Extraction Method: EPA 3510C
 Extraction Date: 01/15/21 15:45

Parameter	Result	Qualifier	Units	RL	MDL	Dilution Factor
Semivolatile Organics by GC/MS-SIM - Westborough Lab						
Acenaphthene	ND		ug/l	0.10	0.01	1
2-Chloronaphthalene	ND		ug/l	0.20	0.02	1
Fluoranthene	0.04	J	ug/l	0.10	0.02	1
Hexachlorobutadiene	ND		ug/l	0.50	0.05	1
Naphthalene	ND		ug/l	0.10	0.05	1
Benzo(a)anthracene	ND		ug/l	0.10	0.02	1
Benzo(a)pyrene	ND		ug/l	0.10	0.02	1
Benzo(b)fluoranthene	ND		ug/l	0.10	0.01	1
Benzo(k)fluoranthene	ND		ug/l	0.10	0.01	1
Chrysene	ND		ug/l	0.10	0.01	1
Acenaphthylene	ND		ug/l	0.10	0.01	1
Anthracene	ND		ug/l	0.10	0.01	1
Benzo(ghi)perylene	ND		ug/l	0.10	0.01	1
Fluorene	ND		ug/l	0.10	0.01	1
Phenanthrene	ND		ug/l	0.10	0.02	1
Dibenzo(a,h)anthracene	ND		ug/l	0.10	0.01	1
Indeno(1,2,3-cd)pyrene	ND		ug/l	0.10	0.01	1
Pyrene	ND		ug/l	0.10	0.02	1
2-Methylnaphthalene	ND		ug/l	0.10	0.02	1
Pentachlorophenol	ND		ug/l	0.80	0.01	1
Hexachlorobenzene	ND		ug/l	0.80	0.01	1
Hexachloroethane	ND		ug/l	0.80	0.06	1

Project Name: SUNY PURCHASE NAT. SCIENCE BLD
Project Number: 20186

Lab Number: L2102179
Report Date: 01/28/21

SAMPLE RESULTS

Lab ID: L2102179-01
 Client ID: 20186-AW-LIQUID-01
 Sample Location: PURCHASE, NY

Date Collected: 01/14/21 13:00
 Date Received: 01/14/21
 Field Prep: Not Specified

Sample Depth:

Parameter	Result	Qualifier	Units	RL	MDL	Dilution Factor
-----------	--------	-----------	-------	----	-----	-----------------

Semivolatile Organics by GC/MS-SIM - Westborough Lab

Surrogate	% Recovery	Qualifier	Acceptance Criteria
2-Fluorophenol	60		21-120
Phenol-d6	55		10-120
Nitrobenzene-d5	84		23-120
2-Fluorobiphenyl	64		15-120
2,4,6-Tribromophenol	70		10-120
4-Terphenyl-d14	62		41-149

Project Name: SUNY PURCHASE NAT. SCIENCE BLD
Project Number: 20186

Lab Number: L2102179
Report Date: 01/28/21

Method Blank Analysis
Batch Quality Control

Analytical Method: 1,8270D
Analytical Date: 01/15/21 05:14
Analyst: SZ

Extraction Method: EPA 3510C
Extraction Date: 01/14/21 16:18

Parameter	Result	Qualifier	Units	RL	MDL
Semivolatile Organics by GC/MS - Westborough Lab for sample(s): 01 Batch: WG1455127-1					
Bis(2-chloroethyl)ether	ND		ug/l	2.0	0.50
3,3'-Dichlorobenzidine	ND		ug/l	5.0	1.6
2,4-Dinitrotoluene	ND		ug/l	5.0	1.2
2,6-Dinitrotoluene	ND		ug/l	5.0	0.93
4-Chlorophenyl phenyl ether	ND		ug/l	2.0	0.49
4-Bromophenyl phenyl ether	ND		ug/l	2.0	0.38
Bis(2-chloroisopropyl)ether	ND		ug/l	2.0	0.53
Bis(2-chloroethoxy)methane	ND		ug/l	5.0	0.50
Hexachlorocyclopentadiene	ND		ug/l	20	0.69
Isophorone	ND		ug/l	5.0	1.2
Nitrobenzene	ND		ug/l	2.0	0.77
NDPA/DPA	ND		ug/l	2.0	0.42
n-Nitrosodi-n-propylamine	ND		ug/l	5.0	0.64
Bis(2-ethylhexyl)phthalate	ND		ug/l	3.0	1.5
Butyl benzyl phthalate	ND		ug/l	5.0	1.2
Di-n-butylphthalate	ND		ug/l	5.0	0.39
Di-n-octylphthalate	ND		ug/l	5.0	1.3
Diethyl phthalate	ND		ug/l	5.0	0.38
Dimethyl phthalate	ND		ug/l	5.0	1.8
Biphenyl	ND		ug/l	2.0	0.46
4-Chloroaniline	ND		ug/l	5.0	1.1
2-Nitroaniline	ND		ug/l	5.0	0.50
3-Nitroaniline	ND		ug/l	5.0	0.81
4-Nitroaniline	ND		ug/l	5.0	0.80
Dibenzofuran	ND		ug/l	2.0	0.50
1,2,4,5-Tetrachlorobenzene	ND		ug/l	10	0.44
Acetophenone	ND		ug/l	5.0	0.53
2,4,6-Trichlorophenol	ND		ug/l	5.0	0.61
p-Chloro-m-cresol	ND		ug/l	2.0	0.35

Project Name: SUNY PURCHASE NAT. SCIENCE BLD
Project Number: 20186

Lab Number: L2102179
Report Date: 01/28/21

**Method Blank Analysis
Batch Quality Control**

Analytical Method: 1,8270D
Analytical Date: 01/15/21 05:14
Analyst: SZ

Extraction Method: EPA 3510C
Extraction Date: 01/14/21 16:18

Parameter	Result	Qualifier	Units	RL	MDL
Semivolatle Organics by GC/MS - Westborough Lab for sample(s): 01 Batch: WG1455127-1					
2-Chlorophenol	ND		ug/l	2.0	0.48
2,4-Dichlorophenol	ND		ug/l	5.0	0.41
2,4-Dimethylphenol	ND		ug/l	5.0	1.8
2-Nitrophenol	ND		ug/l	10	0.85
4-Nitrophenol	ND		ug/l	10	0.67
2,4-Dinitrophenol	ND		ug/l	20	6.6
4,6-Dinitro-o-cresol	ND		ug/l	10	1.8
Phenol	ND		ug/l	5.0	0.57
3-Methylphenol/4-Methylphenol	ND		ug/l	5.0	0.48
2,4,5-Trichlorophenol	ND		ug/l	5.0	0.77
Carbazole	ND		ug/l	2.0	0.49
Atrazine	ND		ug/l	10	0.76
Benzaldehyde	ND		ug/l	5.0	0.53
Caprolactam	ND		ug/l	10	3.3
2,3,4,6-Tetrachlorophenol	ND		ug/l	5.0	0.84

Surrogate	%Recovery	Qualifier	Acceptance Criteria
2-Fluorophenol	55		21-120
Phenol-d6	45		10-120
Nitrobenzene-d5	79		23-120
2-Fluorobiphenyl	76		15-120
2,4,6-Tribromophenol	48		10-120
4-Terphenyl-d14	67		41-149

Project Name: SUNY PURCHASE NAT. SCIENCE BLD
Project Number: 20186

Lab Number: L2102179
Report Date: 01/28/21

Method Blank Analysis
Batch Quality Control

Analytical Method: 1,8270D-SIM
Analytical Date: 01/15/21 14:55
Analyst: DV

Extraction Method: EPA 3510C
Extraction Date: 01/14/21 16:31

Parameter	Result	Qualifier	Units	RL	MDL
Semivolatile Organics by GC/MS-SIM - Westborough Lab for sample(s): 01 Batch: WG1455134-1					
Acenaphthene	ND		ug/l	0.10	0.01
2-Chloronaphthalene	ND		ug/l	0.20	0.02
Fluoranthene	ND		ug/l	0.10	0.02
Hexachlorobutadiene	ND		ug/l	0.50	0.05
Naphthalene	ND		ug/l	0.10	0.05
Benzo(a)anthracene	ND		ug/l	0.10	0.02
Benzo(a)pyrene	ND		ug/l	0.10	0.02
Benzo(b)fluoranthene	ND		ug/l	0.10	0.01
Benzo(k)fluoranthene	ND		ug/l	0.10	0.01
Chrysene	ND		ug/l	0.10	0.01
Acenaphthylene	ND		ug/l	0.10	0.01
Anthracene	ND		ug/l	0.10	0.01
Benzo(ghi)perylene	ND		ug/l	0.10	0.01
Fluorene	ND		ug/l	0.10	0.01
Phenanthrene	ND		ug/l	0.10	0.02
Dibenzo(a,h)anthracene	ND		ug/l	0.10	0.01
Indeno(1,2,3-cd)pyrene	ND		ug/l	0.10	0.01
Pyrene	ND		ug/l	0.10	0.02
2-Methylnaphthalene	ND		ug/l	0.10	0.02
Pentachlorophenol	ND		ug/l	0.80	0.01
Hexachlorobenzene	ND		ug/l	0.80	0.01
Hexachloroethane	ND		ug/l	0.80	0.06

Project Name: SUNY PURCHASE NAT. SCIENCE BLD
Project Number: 20186

Lab Number: L2102179
Report Date: 01/28/21

**Method Blank Analysis
Batch Quality Control**

Analytical Method: 1,8270D-SIM
Analytical Date: 01/15/21 14:55
Analyst: DV

Extraction Method: EPA 3510C
Extraction Date: 01/14/21 16:31

Parameter	Result	Qualifier	Units	RL	MDL
Semivolatile Organics by GC/MS-SIM - Westborough Lab for sample(s): 01 Batch: WG1455134-1					

Surrogate	%Recovery	Qualifier	Acceptance Criteria
2-Fluorophenol	49		21-120
Phenol-d6	52		10-120
Nitrobenzene-d5	110		23-120
2-Fluorobiphenyl	92		15-120
2,4,6-Tribromophenol	63		10-120
4-Terphenyl-d14	104		41-149

Lab Control Sample Analysis

Batch Quality Control

Project Name: SUNY PURCHASE NAT. SCIENCE BLD

Lab Number: L2102179

Project Number: 20186

Report Date: 01/28/21

Parameter	LCS %Recovery	Qual	LCSD %Recovery	Qual	%Recovery Limits	RPD	Qual	RPD Limits
Semivolatile Organics by GC/MS - Westborough Lab Associated sample(s): 01 Batch: WG1455127-2 WG1455127-3								
Bis(2-chloroethyl)ether	75		80		40-140	6		30
3,3'-Dichlorobenzidine	66		72		40-140	9		30
2,4-Dinitrotoluene	91		94		48-143	3		30
2,6-Dinitrotoluene	96		99		40-140	3		30
4-Chlorophenyl phenyl ether	80		82		40-140	2		30
4-Bromophenyl phenyl ether	84		86		40-140	2		30
Bis(2-chloroisopropyl)ether	72		75		40-140	4		30
Bis(2-chloroethoxy)methane	83		86		40-140	4		30
Hexachlorocyclopentadiene	92		92		40-140	0		30
Isophorone	79		82		40-140	4		30
Nitrobenzene	85		90		40-140	6		30
NDPA/DPA	83		84		40-140	1		30
n-Nitrosodi-n-propylamine	82		86		29-132	5		30
Bis(2-ethylhexyl)phthalate	92		96		40-140	4		30
Butyl benzyl phthalate	95		95		40-140	0		30
Di-n-butylphthalate	84		87		40-140	4		30
Di-n-octylphthalate	94		97		40-140	3		30
Diethyl phthalate	84		85		40-140	1		30
Dimethyl phthalate	92		94		40-140	2		30
Biphenyl	86		88		40-140	2		30
4-Chloroaniline	60		52		40-140	14		30
2-Nitroaniline	98		101		52-143	3		30
3-Nitroaniline	76		71		25-145	7		30

Lab Control Sample Analysis

Batch Quality Control

Project Name: SUNY PURCHASE NAT. SCIENCE BLD

Lab Number: L2102179

Project Number: 20186

Report Date: 01/28/21

Parameter	LCS		LCSD		%Recovery Limits	RPD	Qual	RPD Limits
	%Recovery	Qual	%Recovery	Qual				
Semivolatile Organics by GC/MS - Westborough Lab Associated sample(s): 01 Batch: WG1455127-2 WG1455127-3								
4-Nitroaniline	83		85		51-143	2		30
Dibenzofuran	78		81		40-140	4		30
1,2,4,5-Tetrachlorobenzene	84		86		2-134	2		30
Acetophenone	78		81		39-129	4		30
2,4,6-Trichlorophenol	98		99		30-130	1		30
p-Chloro-m-cresol	93		99	Q	23-97	6		30
2-Chlorophenol	79		84		27-123	6		30
2,4-Dichlorophenol	94		93		30-130	1		30
2,4-Dimethylphenol	61		68		30-130	11		30
2-Nitrophenol	108		108		30-130	0		30
4-Nitrophenol	74		74		10-80	0		30
2,4-Dinitrophenol	112		110		20-130	2		30
4,6-Dinitro-o-cresol	106		109		20-164	3		30
Phenol	62		64		12-110	3		30
3-Methylphenol/4-Methylphenol	82		84		30-130	2		30
2,4,5-Trichlorophenol	100		104		30-130	4		30
Carbazole	86		86		55-144	0		30
Atrazine	120		122		40-140	2		30
Benzaldehyde	73		76		40-140	4		30
Caprolactam	42		35		10-130	18		30
2,3,4,6-Tetrachlorophenol	89		89		40-140	0		30

Lab Control Sample Analysis

Batch Quality Control

Project Name: SUNY PURCHASE NAT. SCIENCE BLD

Lab Number: L2102179

Project Number: 20186

Report Date: 01/28/21

Parameter	<i>LCS</i> %Recovery	<i>Qual</i>	<i>LCSD</i> %Recovery	<i>Qual</i>	<i>%Recovery</i> Limits	<i>RPD</i>	<i>Qual</i>	<i>RPD</i> Limits
-----------	-------------------------	-------------	--------------------------	-------------	----------------------------	------------	-------------	----------------------

Semivolatile Organics by GC/MS - Westborough Lab Associated sample(s): 01 Batch: WG1455127-2 WG1455127-3

<i>Surrogate</i>	<i>LCS</i> %Recovery	<i>Qual</i>	<i>LCSD</i> %Recovery	<i>Qual</i>	<i>Acceptance</i> Criteria
2-Fluorophenol	73		74		21-120
Phenol-d6	65		65		10-120
Nitrobenzene-d5	89		95		23-120
2-Fluorobiphenyl	84		87		15-120
2,4,6-Tribromophenol	94		92		10-120
4-Terphenyl-d14	82		82		41-149

Lab Control Sample Analysis

Batch Quality Control

Project Name: SUNY PURCHASE NAT. SCIENCE BLD

Lab Number: L2102179

Project Number: 20186

Report Date: 01/28/21

Parameter	LCS		LCSD		%Recovery Limits	RPD	Qual	RPD Limits
	%Recovery	Qual	%Recovery	Qual				
Semivolatile Organics by GC/MS-SIM - Westborough Lab Associated sample(s): 01 Batch: WG1455134-2 WG1455134-3								
Acenaphthene	76		76		40-140	0		40
2-Chloronaphthalene	92		93		40-140	1		40
Fluoranthene	101		101		40-140	0		40
Hexachlorobutadiene	88		91		40-140	3		40
Naphthalene	79		80		40-140	1		40
Benzo(a)anthracene	92		92		40-140	0		40
Benzo(a)pyrene	115		113		40-140	2		40
Benzo(b)fluoranthene	90		94		40-140	4		40
Benzo(k)fluoranthene	104		100		40-140	4		40
Chrysene	90		88		40-140	2		40
Acenaphthylene	114		115		40-140	1		40
Anthracene	92		90		40-140	2		40
Benzo(ghi)perylene	93		92		40-140	1		40
Fluorene	89		88		40-140	1		40
Phenanthrene	83		82		40-140	1		40
Dibenzo(a,h)anthracene	99		98		40-140	1		40
Indeno(1,2,3-cd)pyrene	98		97		40-140	1		40
Pyrene	103		102		40-140	1		40
2-Methylnaphthalene	89		91		40-140	2		40
Pentachlorophenol	121		116		40-140	4		40
Hexachlorobenzene	76		78		40-140	3		40
Hexachloroethane	83		83		40-140	0		40

Lab Control Sample Analysis

Batch Quality Control

Project Name: SUNY PURCHASE NAT. SCIENCE BLD
Project Number: 20186

Lab Number: L2102179
Report Date: 01/28/21

Parameter	<i>LCS</i> %Recovery	<i>Qual</i>	<i>LCSD</i> %Recovery	<i>Qual</i>	<i>%Recovery</i> Limits	<i>RPD</i>	<i>Qual</i>	<i>RPD</i> Limits
-----------	-------------------------	-------------	--------------------------	-------------	----------------------------	------------	-------------	----------------------

Semivolatile Organics by GC/MS-SIM - Westborough Lab Associated sample(s): 01 Batch: WG1455134-2 WG1455134-3

<i>Surrogate</i>	<i>LCS</i> %Recovery	<i>Qual</i>	<i>LCSD</i> %Recovery	<i>Qual</i>	<i>Acceptance</i> Criteria
2-Fluorophenol	67		65		21-120
Phenol-d6	62		61		10-120
Nitrobenzene-d5	118		113		23-120
2-Fluorobiphenyl	96		96		15-120
2,4,6-Tribromophenol	102		98		10-120
4-Terphenyl-d14	109		107		41-149

PCBS

Project Name: SUNY PURCHASE NAT. SCIENCE BLD
Project Number: 20186

Lab Number: L2102179
Report Date: 01/28/21

SAMPLE RESULTS

Lab ID: L2102179-01
 Client ID: 20186-AW-LIQUID-01
 Sample Location: PURCHASE, NY

Date Collected: 01/14/21 13:00
 Date Received: 01/14/21
 Field Prep: Not Specified

Sample Depth:

Matrix: Water
 Analytical Method: 1,8082A
 Analytical Date: 01/17/21 10:57
 Analyst: AWS

Extraction Method: EPA 3510C
 Extraction Date: 01/15/21 16:06
 Cleanup Method: EPA 3665A
 Cleanup Date: 01/15/21
 Cleanup Method: EPA 3660B
 Cleanup Date: 01/15/21

Parameter	Result	Qualifier	Units	RL	MDL	Dilution Factor	Column
Polychlorinated Biphenyls by GC - Westborough Lab							
Aroclor 1016	ND		ug/l	0.071	0.061	1	A
Aroclor 1221	ND		ug/l	0.071	0.061	1	A
Aroclor 1232	ND		ug/l	0.071	0.061	1	A
Aroclor 1242	ND		ug/l	0.071	0.061	1	A
Aroclor 1248	ND		ug/l	0.071	0.061	1	A
Aroclor 1254	ND		ug/l	0.071	0.061	1	A
Aroclor 1260	ND		ug/l	0.071	0.061	1	A
Aroclor 1262	ND		ug/l	0.071	0.061	1	A
Aroclor 1268	ND		ug/l	0.071	0.061	1	A
PCBs, Total	ND		ug/l	0.071	0.061	1	A

Surrogate	% Recovery	Qualifier	Acceptance Criteria	Column
2,4,5,6-Tetrachloro-m-xylene	87		30-150	A
Decachlorobiphenyl	42		30-150	A
2,4,5,6-Tetrachloro-m-xylene	77		30-150	B
Decachlorobiphenyl	53		30-150	B

Project Name: SUNY PURCHASE NAT. SCIENCE BLD
Project Number: 20186

Lab Number: L2102179
Report Date: 01/28/21

**Method Blank Analysis
Batch Quality Control**

Analytical Method: 1,8082A
Analytical Date: 01/17/21 08:20
Analyst: JAW

Extraction Method: EPA 3510C
Extraction Date: 01/15/21 16:06
Cleanup Method: EPA 3665A
Cleanup Date: 01/15/21
Cleanup Method: EPA 3660B
Cleanup Date: 01/15/21

Parameter	Result	Qualifier	Units	RL	MDL	Column
Polychlorinated Biphenyls by GC - Westborough Lab for sample(s): 01 Batch: WG1455542-1						
Aroclor 1016	ND		ug/l	0.071	0.061	A
Aroclor 1221	ND		ug/l	0.071	0.061	A
Aroclor 1232	ND		ug/l	0.071	0.061	A
Aroclor 1242	ND		ug/l	0.071	0.061	A
Aroclor 1254	ND		ug/l	0.071	0.061	A
Aroclor 1260	ND		ug/l	0.071	0.061	A
Aroclor 1262	ND		ug/l	0.071	0.061	A
Aroclor 1268	ND		ug/l	0.071	0.061	A
Aroclor 1248	0.069	J	ug/l	0.071	0.061	B
PCBs, Total	0.069	J	ug/l	0.071	0.061	B

Surrogate	%Recovery	Qualifier	Acceptance Criteria	Column
2,4,5,6-Tetrachloro-m-xylene	80		30-150	A
Decachlorobiphenyl	55		30-150	A
2,4,5,6-Tetrachloro-m-xylene	78		30-150	B
Decachlorobiphenyl	76		30-150	B

Lab Control Sample Analysis Batch Quality Control

Project Name: SUNY PURCHASE NAT. SCIENCE BLD
Project Number: 20186

Lab Number: L2102179
Report Date: 01/28/21

Parameter	LCS %Recovery	Qual	LCSD %Recovery	Qual	%Recovery Limits	RPD	Qual	RPD Limits	Column
Polychlorinated Biphenyls by GC - Westborough Lab Associated sample(s): 01 Batch: WG1455542-2 WG1455542-3									
Aroclor 1016	108		108		40-140	0		50	A
Aroclor 1260	80		80		40-140	0		50	A

Surrogate	LCS %Recovery	Qual	LCSD %Recovery	Qual	Acceptance Criteria	Column
2,4,5,6-Tetrachloro-m-xylene	89		90		30-150	A
Decachlorobiphenyl	65		62		30-150	A
2,4,5,6-Tetrachloro-m-xylene	86		86		30-150	B
Decachlorobiphenyl	80		80		30-150	B

METALS

Project Name: SUNY PURCHASE NAT. SCIENCE BLD

Lab Number: L2102179

Project Number: 20186

Report Date: 01/28/21

SAMPLE RESULTS

Lab ID: L2102179-01
 Client ID: 20186-AW-LIQUID-01
 Sample Location: PURCHASE, NY

Date Collected: 01/14/21 13:00
 Date Received: 01/14/21
 Field Prep: Not Specified

Sample Depth:
 Matrix: Water

Parameter	Result	Qualifier	Units	RL	MDL	Dilution Factor	Date Prepared	Date Analyzed	Prep Method	Analytical Method	Analyst
Total Metals - Mansfield Lab											
Aluminum, Total	0.136		mg/l	0.0100	0.00327	1	01/19/21 12:15	01/20/21 09:19	EPA 3005A	1,6020B	AM
Antimony, Total	0.2904		mg/l	0.04000	0.00429	10	01/19/21 12:15	01/20/21 10:30	EPA 3005A	1,6020B	AM
Arsenic, Total	0.00808		mg/l	0.00050	0.00016	1	01/19/21 12:15	01/20/21 09:19	EPA 3005A	1,6020B	AM
Barium, Total	0.06594		mg/l	0.00050	0.00017	1	01/19/21 12:15	01/20/21 09:19	EPA 3005A	1,6020B	AM
Beryllium, Total	ND		mg/l	0.00050	0.00010	1	01/19/21 12:15	01/20/21 09:19	EPA 3005A	1,6020B	AM
Cadmium, Total	0.00261		mg/l	0.00020	0.00005	1	01/19/21 12:15	01/20/21 09:19	EPA 3005A	1,6020B	AM
Calcium, Total	13.3		mg/l	0.100	0.0394	1	01/19/21 12:15	01/20/21 09:19	EPA 3005A	1,6020B	AM
Chromium, Total	0.01192		mg/l	0.00100	0.00017	1	01/19/21 12:15	01/20/21 09:19	EPA 3005A	1,6020B	AM
Cobalt, Total	0.1377		mg/l	0.00050	0.00016	1	01/19/21 12:15	01/20/21 09:19	EPA 3005A	1,6020B	AM
Copper, Total	0.3149		mg/l	0.00100	0.00038	1	01/19/21 12:15	01/20/21 09:19	EPA 3005A	1,6020B	AM
Iron, Total	0.781		mg/l	0.0500	0.0191	1	01/19/21 12:15	01/20/21 09:19	EPA 3005A	1,6020B	AM
Lead, Total	0.4296		mg/l	0.00100	0.00034	1	01/19/21 12:15	01/20/21 09:19	EPA 3005A	1,6020B	AM
Magnesium, Total	1.78		mg/l	0.0700	0.0242	1	01/19/21 12:15	01/20/21 09:19	EPA 3005A	1,6020B	AM
Manganese, Total	0.2896		mg/l	0.00200	0.00044	1	01/19/21 12:15	01/20/21 09:19	EPA 3005A	1,6020B	AM
Mercury, Total	0.00164		mg/l	0.00020	0.00009	1	01/19/21 12:25	01/25/21 10:33	EPA 7470A	1,7470A	VW
Nickel, Total	0.05754		mg/l	0.00200	0.00055	1	01/19/21 12:15	01/20/21 09:19	EPA 3005A	1,6020B	AM
Potassium, Total	2.06		mg/l	0.100	0.0309	1	01/19/21 12:15	01/20/21 09:19	EPA 3005A	1,6020B	AM
Selenium, Total	ND		mg/l	0.00500	0.00173	1	01/19/21 12:15	01/20/21 09:19	EPA 3005A	1,6020B	AM
Silver, Total	0.00770		mg/l	0.00040	0.00016	1	01/19/21 12:15	01/20/21 09:19	EPA 3005A	1,6020B	AM
Sodium, Total	124.		mg/l	0.100	0.0293	1	01/19/21 12:15	01/20/21 09:19	EPA 3005A	1,6020B	AM
Thallium, Total	0.00026	J	mg/l	0.00100	0.00014	1	01/19/21 12:15	01/20/21 09:19	EPA 3005A	1,6020B	AM
Vanadium, Total	ND		mg/l	0.00500	0.00157	1	01/19/21 12:15	01/20/21 09:19	EPA 3005A	1,6020B	AM
Zinc, Total	0.3219		mg/l	0.01000	0.00341	1	01/19/21 12:15	01/20/21 09:19	EPA 3005A	1,6020B	AM



Project Name: SUNY PURCHASE NAT. SCIENCE BLD

Lab Number: L2102179

Project Number: 20186

Report Date: 01/28/21

SAMPLE RESULTS

Lab ID: L2102179-02

Date Collected: 01/14/21 13:30

Client ID: 20186-AW-SOLID-01

Date Received: 01/14/21

Sample Location: PURCHASE, NY

Field Prep: Not Specified

Sample Depth:

Matrix: Solid

Percent Solids: 66%

Parameter	Result	Qualifier	Units	RL	MDL	Dilution Factor	Date Prepared	Date Analyzed	Prep Method	Analytical Method	Analyst
Total Metals - Mansfield Lab											
Aluminum, Total	4520		mg/kg	11.8	3.19	2	01/15/21 07:55	01/15/21 18:03	EPA 3050B	1,6010D	BV
Antimony, Total	292		mg/kg	5.91	0.449	2	01/15/21 07:55	01/15/21 18:03	EPA 3050B	1,6010D	BV
Arsenic, Total	3.92		mg/kg	1.18	0.246	2	01/15/21 07:55	01/15/21 18:03	EPA 3050B	1,6010D	BV
Barium, Total	316		mg/kg	1.18	0.206	2	01/15/21 07:55	01/15/21 18:03	EPA 3050B	1,6010D	BV
Beryllium, Total	0.520	J	mg/kg	0.591	0.039	2	01/15/21 07:55	01/15/21 18:03	EPA 3050B	1,6010D	BV
Cadmium, Total	9.76		mg/kg	1.18	0.116	2	01/15/21 07:55	01/15/21 18:03	EPA 3050B	1,6010D	BV
Calcium, Total	59600		mg/kg	11.8	4.14	2	01/15/21 07:55	01/15/21 18:03	EPA 3050B	1,6010D	BV
Chromium, Total	345		mg/kg	1.18	0.113	2	01/15/21 07:55	01/15/21 18:03	EPA 3050B	1,6010D	BV
Cobalt, Total	217		mg/kg	2.36	0.196	2	01/15/21 07:55	01/15/21 18:03	EPA 3050B	1,6010D	BV
Copper, Total	4080		mg/kg	1.18	0.305	2	01/15/21 07:55	01/15/21 18:03	EPA 3050B	1,6010D	BV
Iron, Total	23900		mg/kg	5.91	1.07	2	01/15/21 07:55	01/15/21 18:03	EPA 3050B	1,6010D	BV
Lead, Total	1470		mg/kg	5.91	0.317	2	01/15/21 07:55	01/15/21 18:03	EPA 3050B	1,6010D	BV
Magnesium, Total	3020		mg/kg	11.8	1.82	2	01/15/21 07:55	01/15/21 18:03	EPA 3050B	1,6010D	BV
Manganese, Total	657		mg/kg	1.18	0.188	2	01/15/21 07:55	01/15/21 18:03	EPA 3050B	1,6010D	BV
Mercury, Total	249		mg/kg	9.51	6.20	100	01/15/21 08:50	01/18/21 15:00	EPA 7471B	1,7471B	VW
Nickel, Total	241		mg/kg	2.95	0.286	2	01/15/21 07:55	01/15/21 18:03	EPA 3050B	1,6010D	BV
Potassium, Total	144	J	mg/kg	295	17.0	2	01/15/21 07:55	01/15/21 18:03	EPA 3050B	1,6010D	BV
Selenium, Total	ND		mg/kg	2.36	0.305	2	01/15/21 07:55	01/15/21 18:03	EPA 3050B	1,6010D	BV
Silver, Total	152		mg/kg	1.18	0.334	2	01/15/21 07:55	01/15/21 18:03	EPA 3050B	1,6010D	BV
Sodium, Total	117	J	mg/kg	236	3.72	2	01/15/21 07:55	01/15/21 18:03	EPA 3050B	1,6010D	BV
Thallium, Total	0.863	J	mg/kg	2.36	0.372	2	01/15/21 07:55	01/15/21 18:03	EPA 3050B	1,6010D	BV
Vanadium, Total	10.2		mg/kg	1.18	0.240	2	01/15/21 07:55	01/15/21 18:03	EPA 3050B	1,6010D	BV
Zinc, Total	1350		mg/kg	5.91	0.346	2	01/15/21 07:55	01/15/21 18:03	EPA 3050B	1,6010D	BV



Project Name: SUNY PURCHASE NAT. SCIENCE BLD
Project Number: 20186

Lab Number: L2102179
Report Date: 01/28/21

Method Blank Analysis Batch Quality Control

Parameter	Result	Qualifier	Units	RL	MDL	Dilution Factor	Date Prepared	Date Analyzed	Analytical Method	Analyst
Total Metals - Mansfield Lab for sample(s): 02 Batch: WG1455277-1										
Aluminum, Total	ND		mg/kg	4.00	1.08	1	01/15/21 07:55	01/15/21 12:17	1,6010D	GD
Antimony, Total	0.196	J	mg/kg	2.00	0.152	1	01/15/21 07:55	01/15/21 12:17	1,6010D	GD
Arsenic, Total	ND		mg/kg	0.400	0.083	1	01/15/21 07:55	01/15/21 12:17	1,6010D	GD
Barium, Total	ND		mg/kg	0.400	0.070	1	01/15/21 07:55	01/15/21 12:17	1,6010D	GD
Beryllium, Total	ND		mg/kg	0.200	0.013	1	01/15/21 07:55	01/15/21 12:17	1,6010D	GD
Cadmium, Total	ND		mg/kg	0.400	0.039	1	01/15/21 07:55	01/15/21 12:17	1,6010D	GD
Calcium, Total	ND		mg/kg	4.00	1.40	1	01/15/21 07:55	01/15/21 12:17	1,6010D	GD
Chromium, Total	0.084	J	mg/kg	0.400	0.038	1	01/15/21 07:55	01/15/21 12:17	1,6010D	GD
Cobalt, Total	ND		mg/kg	0.800	0.066	1	01/15/21 07:55	01/15/21 12:17	1,6010D	GD
Copper, Total	ND		mg/kg	0.400	0.103	1	01/15/21 07:55	01/15/21 12:17	1,6010D	GD
Iron, Total	0.624	J	mg/kg	2.00	0.361	1	01/15/21 07:55	01/15/21 12:17	1,6010D	GD
Lead, Total	ND		mg/kg	2.00	0.107	1	01/15/21 07:55	01/15/21 12:17	1,6010D	GD
Magnesium, Total	ND		mg/kg	4.00	0.616	1	01/15/21 07:55	01/15/21 12:17	1,6010D	GD
Manganese, Total	ND		mg/kg	0.400	0.064	1	01/15/21 07:55	01/15/21 12:17	1,6010D	GD
Nickel, Total	ND		mg/kg	1.00	0.097	1	01/15/21 07:55	01/15/21 12:17	1,6010D	GD
Potassium, Total	ND		mg/kg	100	5.76	1	01/15/21 07:55	01/15/21 12:17	1,6010D	GD
Selenium, Total	ND		mg/kg	0.800	0.103	1	01/15/21 07:55	01/15/21 12:17	1,6010D	GD
Silver, Total	ND		mg/kg	0.400	0.113	1	01/15/21 07:55	01/15/21 12:17	1,6010D	GD
Sodium, Total	4.36	J	mg/kg	80.0	1.26	1	01/15/21 07:55	01/15/21 12:17	1,6010D	GD
Thallium, Total	0.132	J	mg/kg	0.800	0.126	1	01/15/21 07:55	01/15/21 12:17	1,6010D	GD
Vanadium, Total	ND		mg/kg	0.400	0.081	1	01/15/21 07:55	01/15/21 12:17	1,6010D	GD
Zinc, Total	ND		mg/kg	2.00	0.117	1	01/15/21 07:55	01/15/21 12:17	1,6010D	GD

Prep Information

Digestion Method: EPA 3050B

Parameter	Result	Qualifier	Units	RL	MDL	Dilution Factor	Date Prepared	Date Analyzed	Analytical Method	Analyst
Total Metals - Mansfield Lab for sample(s): 02 Batch: WG1455282-1										
Mercury, Total	ND		mg/kg	0.083	0.054	1	01/15/21 08:50	01/18/21 10:29	1,7471B	VW



Project Name: SUNY PURCHASE NAT. SCIENCE BLD
Project Number: 20186

Lab Number: L2102179
Report Date: 01/28/21

Method Blank Analysis Batch Quality Control

Prep Information

Digestion Method: EPA 7471B

Parameter	Result	Qualifier	Units	RL	MDL	Dilution Factor	Date Prepared	Date Analyzed	Analytical Method	Analyst
Total Metals - Mansfield Lab for sample(s): 01 Batch: WG1456380-1										
Aluminum, Total	ND		mg/l	0.0100	0.00327	1	01/19/21 12:15	01/20/21 08:54	1,6020B	AM
Antimony, Total	ND		mg/l	0.00400	0.00042	1	01/19/21 12:15	01/20/21 08:54	1,6020B	AM
Arsenic, Total	ND		mg/l	0.00050	0.00016	1	01/19/21 12:15	01/20/21 08:54	1,6020B	AM
Barium, Total	ND		mg/l	0.00050	0.00017	1	01/19/21 12:15	01/20/21 08:54	1,6020B	AM
Beryllium, Total	ND		mg/l	0.00050	0.00010	1	01/19/21 12:15	01/20/21 08:54	1,6020B	AM
Cadmium, Total	ND		mg/l	0.00020	0.00005	1	01/19/21 12:15	01/20/21 08:54	1,6020B	AM
Calcium, Total	0.0398	J	mg/l	0.100	0.0394	1	01/19/21 12:15	01/20/21 08:54	1,6020B	AM
Chromium, Total	ND		mg/l	0.00100	0.00017	1	01/19/21 12:15	01/20/21 08:54	1,6020B	AM
Cobalt, Total	ND		mg/l	0.00050	0.00016	1	01/19/21 12:15	01/20/21 08:54	1,6020B	AM
Copper, Total	ND		mg/l	0.00100	0.00038	1	01/19/21 12:15	01/20/21 08:54	1,6020B	AM
Iron, Total	ND		mg/l	0.0500	0.0191	1	01/19/21 12:15	01/20/21 08:54	1,6020B	AM
Lead, Total	ND		mg/l	0.00100	0.00034	1	01/19/21 12:15	01/20/21 08:54	1,6020B	AM
Magnesium, Total	ND		mg/l	0.0700	0.0242	1	01/19/21 12:15	01/20/21 08:54	1,6020B	AM
Manganese, Total	0.00140	J	mg/l	0.00200	0.00044	1	01/19/21 12:15	01/20/21 08:54	1,6020B	AM
Nickel, Total	ND		mg/l	0.00200	0.00055	1	01/19/21 12:15	01/20/21 08:54	1,6020B	AM
Potassium, Total	ND		mg/l	0.100	0.0309	1	01/19/21 12:15	01/20/21 08:54	1,6020B	AM
Selenium, Total	ND		mg/l	0.00500	0.00173	1	01/19/21 12:15	01/20/21 08:54	1,6020B	AM
Silver, Total	ND		mg/l	0.00040	0.00016	1	01/19/21 12:15	01/20/21 08:54	1,6020B	AM
Sodium, Total	ND		mg/l	0.100	0.0293	1	01/19/21 12:15	01/20/21 08:54	1,6020B	AM
Thallium, Total	0.00016	J	mg/l	0.00100	0.00014	1	01/19/21 12:15	01/20/21 08:54	1,6020B	AM
Vanadium, Total	ND		mg/l	0.00500	0.00157	1	01/19/21 12:15	01/20/21 08:54	1,6020B	AM
Zinc, Total	ND		mg/l	0.01000	0.00341	1	01/19/21 12:15	01/20/21 08:54	1,6020B	AM

Prep Information

Digestion Method: EPA 3005A



Project Name: SUNY PURCHASE NAT. SCIENCE BLD

Lab Number: L2102179

Project Number: 20186

Report Date: 01/28/21

Method Blank Analysis Batch Quality Control

Parameter	Result Qualifier	Units	RL	MDL	Dilution Factor	Date Prepared	Date Analyzed	Analytical Method	Analyst
Total Metals - Mansfield Lab for sample(s): 01 Batch: WG1456381-1									
Mercury, Total	ND	mg/l	0.00020	0.00009	1	01/19/21 12:25	01/25/21 10:27	1,7470A	VW

Prep Information

Digestion Method: EPA 7470A

Lab Control Sample Analysis

Batch Quality Control

Project Name: SUNY PURCHASE NAT. SCIENCE BLD

Lab Number: L2102179

Project Number: 20186

Report Date: 01/28/21

Parameter	LCS		LCSD		%Recovery Limits	RPD	Qual	RPD Limits
	%Recovery	Qual	%Recovery	Qual				
Total Metals - Mansfield Lab Associated sample(s): 02 Batch: WG1455277-2 SRM Lot Number: D109-540								
Aluminum, Total	61		-		50-150	-		
Antimony, Total	154		-		19-250	-		
Arsenic, Total	96		-		70-130	-		
Barium, Total	87		-		75-125	-		
Beryllium, Total	92		-		75-125	-		
Cadmium, Total	93		-		75-125	-		
Calcium, Total	89		-		73-128	-		
Chromium, Total	89		-		70-130	-		
Cobalt, Total	92		-		75-125	-		
Copper, Total	92		-		75-125	-		
Iron, Total	80		-		35-165	-		
Lead, Total	91		-		72-128	-		
Magnesium, Total	79		-		62-138	-		
Manganese, Total	87		-		74-126	-		
Nickel, Total	92		-		70-130	-		
Potassium, Total	80		-		59-141	-		
Selenium, Total	95		-		68-132	-		
Silver, Total	94		-		68-131	-		
Sodium, Total	100		-		35-165	-		
Thallium, Total	92		-		68-131	-		
Vanadium, Total	86		-		59-141	-		

Lab Control Sample Analysis

Batch Quality Control

Project Name: SUNY PURCHASE NAT. SCIENCE BLD

Lab Number: L2102179

Project Number: 20186

Report Date: 01/28/21

Parameter	LCS %Recovery	LCSD %Recovery	%Recovery Limits	RPD	RPD Limits
Total Metals - Mansfield Lab Associated sample(s): 02 Batch: WG1455277-2 SRM Lot Number: D109-540					
Zinc, Total	92	-	70-130	-	
Total Metals - Mansfield Lab Associated sample(s): 02 Batch: WG1455282-2 SRM Lot Number: D109-540					
Mercury, Total	89	-	60-140	-	

Lab Control Sample Analysis

Batch Quality Control

Project Name: SUNY PURCHASE NAT. SCIENCE BLD

Lab Number: L2102179

Project Number: 20186

Report Date: 01/28/21

Parameter	LCS %Recovery	LCSD %Recovery	%Recovery Limits	RPD	RPD Limits
Total Metals - Mansfield Lab Associated sample(s): 01 Batch: WG1456380-2					
Aluminum, Total	100	-	80-120	-	
Antimony, Total	88	-	80-120	-	
Arsenic, Total	106	-	80-120	-	
Barium, Total	102	-	80-120	-	
Beryllium, Total	107	-	80-120	-	
Cadmium, Total	108	-	80-120	-	
Calcium, Total	96	-	80-120	-	
Chromium, Total	100	-	80-120	-	
Cobalt, Total	99	-	80-120	-	
Copper, Total	99	-	80-120	-	
Iron, Total	100	-	80-120	-	
Lead, Total	101	-	80-120	-	
Magnesium, Total	100	-	80-120	-	
Manganese, Total	100	-	80-120	-	
Nickel, Total	95	-	80-120	-	
Potassium, Total	101	-	80-120	-	
Selenium, Total	108	-	80-120	-	
Silver, Total	102	-	80-120	-	
Sodium, Total	98	-	80-120	-	
Thallium, Total	101	-	80-120	-	
Vanadium, Total	98	-	80-120	-	

Lab Control Sample Analysis

Batch Quality Control

Project Name: SUNY PURCHASE NAT. SCIENCE BLD

Lab Number: L2102179

Project Number: 20186

Report Date: 01/28/21

Parameter	LCS %Recovery	LCSD %Recovery	%Recovery Limits	RPD	RPD Limits
Total Metals - Mansfield Lab Associated sample(s): 01 Batch: WG1456380-2					
Zinc, Total	107	-	80-120	-	
Total Metals - Mansfield Lab Associated sample(s): 01 Batch: WG1456381-2					
Mercury, Total	102	-	80-120	-	

Matrix Spike Analysis Batch Quality Control

Project Name: SUNY PURCHASE NAT. SCIENCE BLD
Project Number: 20186

Lab Number: L2102179
Report Date: 01/28/21

Parameter	Native Sample	MS Added	MS Found	MS %Recovery	MSD Qual	MSD Found	MSD %Recovery	MSD Qual	Recovery Limits	RPD	RPD Qual	RPD Limits
Total Metals - Mansfield Lab Associated sample(s): 02 QC Batch ID: WG1455277-3 QC Sample: L2102210-02 Client ID: MS Sample												
Aluminum, Total	2680	171	2960	164	Q	-	-		75-125	-		20
Antimony, Total	0.218J	42.8	40.2	94		-	-		75-125	-		20
Arsenic, Total	1.66	10.3	12.2	103		-	-		75-125	-		20
Barium, Total	14.3	171	168	90		-	-		75-125	-		20
Beryllium, Total	0.136J	4.28	4.04	94		-	-		75-125	-		20
Cadmium, Total	0.183J	4.36	4.12	94		-	-		75-125	-		20
Calcium, Total	4360	855	15900	1350	Q	-	-		75-125	-		20
Chromium, Total	7.40	17.1	22.1	86		-	-		75-125	-		20
Cobalt, Total	3.91	42.8	39.9	84		-	-		75-125	-		20
Copper, Total	8.69	21.4	28.2	91		-	-		75-125	-		20
Iron, Total	7380	85.5	7390	12	Q	-	-		75-125	-		20
Lead, Total	6.75	43.6	45.0	88		-	-		75-125	-		20
Magnesium, Total	1600	855	8720	833	Q	-	-		75-125	-		20
Manganese, Total	76.2	42.8	118	98		-	-		75-125	-		20
Nickel, Total	23.5	42.8	59.1	83		-	-		75-125	-		20
Potassium, Total	315	855	1160	99		-	-		75-125	-		20
Selenium, Total	ND	10.3	9.65	94		-	-		75-125	-		20
Silver, Total	ND	25.6	24.2	94		-	-		75-125	-		20
Sodium, Total	178	855	1030	100		-	-		75-125	-		20
Thallium, Total	ND	10.3	8.31	81		-	-		75-125	-		20
Vanadium, Total	10.9	42.8	49.3	90		-	-		75-125	-		20

Matrix Spike Analysis Batch Quality Control

Project Name: SUNY PURCHASE NAT. SCIENCE BLD
Project Number: 20186

Lab Number: L2102179
Report Date: 01/28/21

Parameter	Native Sample	MS Added	MS Found	MS %Recovery	MSD Found	MSD %Recovery	Recovery Limits	RPD	RPD Limits
Total Metals - Mansfield Lab Associated sample(s): 02 QC Batch ID: WG1455277-3 QC Sample: L2102210-02 Client ID: MS Sample									
Zinc, Total	33.5	42.8	64.4	72	Q	-	75-125	-	20
Total Metals - Mansfield Lab Associated sample(s): 02 QC Batch ID: WG1455282-3 QC Sample: L2102210-02 Client ID: MS Sample									
Mercury, Total	ND	0.139	0.147	105	-	-	80-120	-	20

Matrix Spike Analysis Batch Quality Control

Project Name: SUNY PURCHASE NAT. SCIENCE BLD
Project Number: 20186

Lab Number: L2102179
Report Date: 01/28/21

Parameter	Native Sample	MS Added	MS Found	MS %Recovery	MSD Found	MSD %Recovery	Recovery Limits	RPD	RPD Limits
Total Metals - Mansfield Lab Associated sample(s): 01 QC Batch ID: WG1456380-3 QC Sample: L2102179-01 Client ID: 20186-AW-LIQUID-01									
Aluminum, Total	0.136	2	2.12	99	-	-	75-125	-	20
Antimony, Total	0.2904	0.5	0.8405	110	-	-	75-125	-	20
Arsenic, Total	0.00808	0.12	0.1369	107	-	-	75-125	-	20
Barium, Total	0.06594	2	2.099	102	-	-	75-125	-	20
Beryllium, Total	ND	0.05	0.05357	107	-	-	75-125	-	20
Cadmium, Total	0.00261	0.051	0.05847	110	-	-	75-125	-	20
Calcium, Total	13.3	10	23.3	100	-	-	75-125	-	20
Chromium, Total	0.01192	0.2	0.2181	103	-	-	75-125	-	20
Cobalt, Total	0.1377	0.5	0.6434	101	-	-	75-125	-	20
Copper, Total	0.3149	0.25	0.5902	110	-	-	75-125	-	20
Iron, Total	0.781	1	1.78	100	-	-	75-125	-	20
Lead, Total	0.4296	0.51	0.9098	94	-	-	75-125	-	20
Magnesium, Total	1.78	10	11.8	100	-	-	75-125	-	20
Manganese, Total	0.2896	0.5	0.7889	100	-	-	75-125	-	20
Nickel, Total	0.05754	0.5	0.5502	98	-	-	75-125	-	20
Potassium, Total	2.06	10	12.4	103	-	-	75-125	-	20
Selenium, Total	ND	0.12	0.131	109	-	-	75-125	-	20
Silver, Total	0.00770	0.05	0.05977	104	-	-	75-125	-	20
Sodium, Total	124.	10	134	100	-	-	75-125	-	20
Thallium, Total	0.00026J	0.12	0.1229	102	-	-	75-125	-	20
Vanadium, Total	ND	0.5	0.5086	102	-	-	75-125	-	20

Matrix Spike Analysis Batch Quality Control

Project Name: SUNY PURCHASE NAT. SCIENCE BLD
Project Number: 20186

Lab Number: L2102179
Report Date: 01/28/21

Parameter	Native Sample	MS Added	MS Found	MS %Recovery	MSD Found	MSD %Recovery	Recovery Limits	RPD	RPD Limits
Total Metals - Mansfield Lab Associated sample(s): 01 QC Batch ID: WG1456380-3 QC Sample: L2102179-01 Client ID: 20186-AW-LIQUID-01									
Zinc, Total	0.3219	0.5	0.8937	114	-	-	75-125	-	20
Total Metals - Mansfield Lab Associated sample(s): 01 QC Batch ID: WG1456381-3 QC Sample: L2102179-01 Client ID: 20186-AW-LIQUID-01									
Mercury, Total	0.00164	0.005	0.00593	86	-	-	75-125	-	20

Lab Duplicate Analysis

Batch Quality Control

Project Name: SUNY PURCHASE NAT. SCIENCE BLD

Project Number: 20186

Lab Number: L2102179

Report Date: 01/28/21

Parameter	Native Sample	Duplicate Sample	Units	RPD	Qual	RPD Limits
Total Metals - Mansfield Lab Associated sample(s): 02 QC Batch ID: WG1455277-4 QC Sample: L2102210-02 Client ID: DUP Sample						
Aluminum, Total	2680	2610	mg/kg	3		20
Antimony, Total	0.218J	0.195J	mg/kg	NC		20
Arsenic, Total	1.66	1.76	mg/kg	6		20
Barium, Total	14.3	15.4	mg/kg	7		20
Beryllium, Total	0.136J	0.169J	mg/kg	NC		20
Cadmium, Total	0.183J	0.186J	mg/kg	NC		20
Chromium, Total	7.40	7.20	mg/kg	3		20
Cobalt, Total	3.91	3.75	mg/kg	4		20
Copper, Total	8.69	7.66	mg/kg	13		20
Iron, Total	7380	7420	mg/kg	1		20
Lead, Total	6.75	13.0	mg/kg	63	Q	20
Manganese, Total	76.2	97.2	mg/kg	24	Q	20
Nickel, Total	23.5	23.2	mg/kg	1		20
Selenium, Total	ND	0.246J	mg/kg	NC		20
Silver, Total	ND	ND	mg/kg	NC		20
Thallium, Total	ND	ND	mg/kg	NC		20
Vanadium, Total	10.9	10.8	mg/kg	1		20
Zinc, Total	33.5	30.4	mg/kg	10		20

Lab Duplicate Analysis

Batch Quality Control

Project Name: SUNY PURCHASE NAT. SCIENCE BLD

Project Number: 20186

Lab Number: L2102179

Report Date: 01/28/21

Parameter	Native Sample	Duplicate Sample	Units	RPD	RPD Limits
Total Metals - Mansfield Lab Associated sample(s): 02 QC Batch ID: WG1455282-4 QC Sample: L2102210-02 Client ID: DUP Sample					
Mercury, Total	ND	ND	mg/kg	NC	20

Lab Duplicate Analysis

Batch Quality Control

Project Name: SUNY PURCHASE NAT. SCIENCE BLD

Project Number: 20186

Lab Number: L2102179

Report Date: 01/28/21

Parameter	Native Sample	Duplicate Sample	Units	RPD	RPD Limits
Total Metals - Mansfield Lab Associated sample(s): 01 QC Batch ID: WG1456380-4 QC Sample: L2102179-01 Client ID: 20186-AW-LIQUID-01					
Aluminum, Total	0.136	0.129	mg/l	5	20
Arsenic, Total	0.00808	0.00770	mg/l	5	20
Barium, Total	0.06594	0.06342	mg/l	4	20
Beryllium, Total	ND	ND	mg/l	NC	20
Cadmium, Total	0.00261	0.00251	mg/l	4	20
Calcium, Total	13.3	12.9	mg/l	3	20
Chromium, Total	0.01192	0.01172	mg/l	2	20
Cobalt, Total	0.1377	0.1330	mg/l	3	20
Copper, Total	0.3149	0.3076	mg/l	2	20
Iron, Total	0.781	0.747	mg/l	4	20
Lead, Total	0.4296	0.4096	mg/l	5	20
Magnesium, Total	1.78	1.72	mg/l	3	20
Manganese, Total	0.2896	0.2802	mg/l	3	20
Nickel, Total	0.05754	0.05699	mg/l	1	20
Potassium, Total	2.06	1.97	mg/l	4	20
Selenium, Total	ND	ND	mg/l	NC	20
Silver, Total	0.00770	0.00729	mg/l	5	20
Sodium, Total	124.	118	mg/l	5	20
Thallium, Total	0.00026J	0.00065J	mg/l	NC	20

Lab Duplicate Analysis

Batch Quality Control

Project Name: SUNY PURCHASE NAT. SCIENCE BLD

Project Number: 20186

Lab Number: L2102179

Report Date: 01/28/21

Parameter	Native Sample	Duplicate Sample	Units	RPD	RPD Limits
Total Metals - Mansfield Lab Associated sample(s): 01 QC Batch ID: WG1456380-4 QC Sample: L2102179-01 Client ID: 20186-AW-LIQUID-01					
Vanadium, Total	ND	ND	mg/l	NC	20
Zinc, Total	0.3219	0.3074	mg/l	5	20
Total Metals - Mansfield Lab Associated sample(s): 01 QC Batch ID: WG1456380-4 QC Sample: L2102179-01 Client ID: 20186-AW-LIQUID-01					
Antimony, Total	0.2904	0.2744	mg/l	6	20
Total Metals - Mansfield Lab Associated sample(s): 01 QC Batch ID: WG1456381-4 QC Sample: L2102179-01 Client ID: 20186-AW-LIQUID-01					
Mercury, Total	0.00164	0.00165	mg/l	0	20

INORGANICS & MISCELLANEOUS

Project Name: SUNY PURCHASE NAT. SCIENCE BLD**Lab Number:** L2102179**Project Number:** 20186**Report Date:** 01/28/21**SAMPLE RESULTS**

Lab ID: L2102179-01

Date Collected: 01/14/21 13:00

Client ID: 20186-AW-LIQUID-01

Date Received: 01/14/21

Sample Location: PURCHASE, NY

Field Prep: Not Specified

Sample Depth:

Matrix: Water

Parameter	Result	Qualifier	Units	RL	MDL	Dilution Factor	Date Prepared	Date Analyzed	Analytical Method	Analyst
General Chemistry - Westborough Lab										
Cyanide, Total	ND		mg/l	0.005	0.001	1	01/15/21 10:45	01/15/21 14:20	1,9010C/9012B	CR



Project Name: SUNY PURCHASE NAT. SCIENCE BLD
Project Number: 20186

Lab Number: L2102179
Report Date: 01/28/21

SAMPLE RESULTS

Lab ID: L2102179-02
Client ID: 20186-AW-SOLID-01
Sample Location: PURCHASE, NY

Date Collected: 01/14/21 13:30
Date Received: 01/14/21
Field Prep: Not Specified

Sample Depth:
Matrix: Solid

Parameter	Result	Qualifier	Units	RL	MDL	Dilution Factor	Date Prepared	Date Analyzed	Analytical Method	Analyst
General Chemistry - Westborough Lab										
Solids, Total	65.9		%	0.100	NA	1	-	01/15/21 09:07	121,2540G	RI
Cyanide, Total	1.3	J	mg/kg	1.4	0.30	1	01/15/21 22:25	01/18/21 12:52	1,9010C/9012B	CR



Project Name: SUNY PURCHASE NAT. SCIENCE BLI

Lab Number: L2102179

Project Number: 20186

Report Date: 01/28/21

Method Blank Analysis
Batch Quality Control

Parameter	Result Qualifier	Units	RL	MDL	Dilution Factor	Date Prepared	Date Analyzed	Analytical Method	Analyst
General Chemistry - Westborough Lab for sample(s): 01 Batch: WG1455371-1									
Cyanide, Total	ND	mg/l	0.005	0.001	1	01/15/21 10:45	01/15/21 14:08	1,9010C/9012B	CR
General Chemistry - Westborough Lab for sample(s): 02 Batch: WG1455506-1									
Cyanide, Total	ND	mg/kg	0.94	0.20	1	01/15/21 22:25	01/18/21 12:41	1,9010C/9012B	CR

Lab Control Sample Analysis

Batch Quality Control

Project Name: SUNY PURCHASE NAT. SCIENCE BLD

Lab Number: L2102179

Project Number: 20186

Report Date: 01/28/21

Parameter	LCS		LCSD		%Recovery Limits	RPD	Qual	RPD Limits
	%Recovery	Qual	%Recovery	Qual				
General Chemistry - Westborough Lab Associated sample(s): 01 Batch: WG1455371-2 WG1455371-3								
Cyanide, Total	98		99		85-115	1		20
General Chemistry - Westborough Lab Associated sample(s): 02 Batch: WG1455506-2 WG1455506-3								
Cyanide, Total	68	Q	63	Q	80-120	6		35

Matrix Spike Analysis Batch Quality Control

Project Name: SUNY PURCHASE NAT. SCIENCE BLD
Project Number: 20186

Lab Number: L2102179
Report Date: 01/28/21

Parameter	Native Sample	MS Added	MS Found	MS %Recovery	Qual	MSD Found	MSD %Recovery	Qual	Recovery Limits	RPD	Qual	RPD Limits
General Chemistry - Westborough Lab Associated sample(s): 01 QC Batch ID: WG1455371-4 WG1455371-5 QC Sample: L2101927-10 Client ID: MS Sample												
Cyanide, Total	ND	0.2	0.196	98		0.193	96		80-120	2		20
General Chemistry - Westborough Lab Associated sample(s): 02 QC Batch ID: WG1455506-4 WG1455506-5 QC Sample: L2102215-10 Client ID: MS Sample												
Cyanide, Total	ND	12	8.7	73	Q	12	96		75-125	32		35

Lab Duplicate Analysis

Batch Quality Control

Project Name: SUNY PURCHASE NAT. SCIENCE BLD

Project Number: 20186

Lab Number: L2102179

Report Date: 01/28/21

Parameter	Native Sample	Duplicate Sample	Units	RPD	Qual	RPD Limits
General Chemistry - Westborough Lab Associated sample(s): 02 QC Batch ID: WG1455302-1 QC Sample: L2101818-01 Client ID: DUP Sample						
Solids, Total	86.4	87.3	%	1		20

Project Name: SUNY PURCHASE NAT. SCIENCE BLD**Lab Number:** L2102179**Project Number:** 20186**Report Date:** 01/28/21**Sample Receipt and Container Information**

Were project specific reporting limits specified?

YES

Cooler Information

Cooler	Custody Seal
A	Absent

Container Information

Container ID	Container Type	Cooler	Initial pH	Final pH	Temp deg C	Pres	Seal	Frozen Date/Time	Analysis(*)
L2102179-01A	Vial HCl preserved	A	NA		4.6	Y	Absent		NYTCL-8260(14)
L2102179-01B	Vial HCl preserved	A	NA		4.6	Y	Absent		NYTCL-8260(14)
L2102179-01C	Vial HCl preserved	A	NA		4.6	Y	Absent		NYTCL-8260(14)
L2102179-01D	Amber 120ml unpreserved	A	10	10	4.6	Y	Absent		NYTCL-8082-LVI(7)
L2102179-01E	Amber 120ml unpreserved	A	10	10	4.6	Y	Absent		NYTCL-8082-LVI(7)
L2102179-01F	Amber 250ml unpreserved	A	10	10	4.6	Y	Absent		NYTCL-8270-SIM-LVI(7),NYTCL-8270-LVI(7)
L2102179-01G	Amber 250ml unpreserved	A	10	10	4.6	Y	Absent		NYTCL-8270-SIM-LVI(7),NYTCL-8270-LVI(7)
L2102179-01H	Plastic 250ml NaOH preserved	A	>12	>12	4.6	Y	Absent		TCN-9010(14)
L2102179-01I	Plastic 250ml HNO3 preserved	A	<2	<2	4.6	Y	Absent		SE-6020T(180),FE-6020T(180),BA-6020T(180),TL-6020T(180),NI-6020T(180),CA-6020T(180),CR-6020T(180),K-6020T(180),CU-6020T(180),ZN-6020T(180),NA-6020T(180),PB-6020T(180),MN-6020T(180),BE-6020T(180),AS-6020T(180),SB-6020T(180),V-6020T(180),AL-6020T(180),AG-6020T(180),HG-T(28),MG-6020T(180),CD-6020T(180),CO-6020T(180)
L2102179-02A	Glass 60ml unpreserved split	A	NA		4.6	Y	Absent		BE-TI(180),AS-TI(180),BA-TI(180),AG-TI(180),NI-TI(180),CR-TI(180),AL-TI(180),TL-TI(180),SE-TI(180),ZN-TI(180),CU-TI(180),PB-TI(180),SB-TI(180),CO-TI(180),V-TI(180),MN-TI(180),FE-TI(180),HG-T(28),MG-TI(180),K-TI(180),CA-TI(180),CD-TI(180),NA-TI(180)
L2102179-02B	Glass 250ml/8oz unpreserved	A	NA		4.6	Y	Absent		TCN-9010(14),TS(7)
L2102179-03A	Vial HCl preserved	A	NA		4.6	Y	Absent		NYTCL-8260(14)
L2102179-03B	Vial HCl preserved	A	NA		4.6	Y	Absent		NYTCL-8260(14)

Project Name: SUNY PURCHASE NAT. SCIENCE BLD
Project Number: 20186

Lab Number: L2102179
Report Date: 01/28/21

GLOSSARY

Acronyms

DL	- Detection Limit: This value represents the level to which target analyte concentrations are reported as estimated values, when those target analyte concentrations are quantified below the limit of quantitation (LOQ). The DL includes any adjustments from dilutions, concentrations or moisture content, where applicable. (DoD report formats only.)
EDL	- Estimated Detection Limit: This value represents the level to which target analyte concentrations are reported as estimated values, when those target analyte concentrations are quantified below the reporting limit (RL). The EDL includes any adjustments from dilutions, concentrations or moisture content, where applicable. The use of EDLs is specific to the analysis of PAHs using Solid-Phase Microextraction (SPME).
EMPC	- Estimated Maximum Possible Concentration: The concentration that results from the signal present at the retention time of an analyte when the ions meet all of the identification criteria except the ion abundance ratio criteria. An EMPC is a worst-case estimate of the concentration.
EPA	- Environmental Protection Agency.
LCS	- Laboratory Control Sample: A sample matrix, free from the analytes of interest, spiked with verified known amounts of analytes or a material containing known and verified amounts of analytes.
LCSD	- Laboratory Control Sample Duplicate: Refer to LCS.
LFB	- Laboratory Fortified Blank: A sample matrix, free from the analytes of interest, spiked with verified known amounts of analytes or a material containing known and verified amounts of analytes.
LOD	- Limit of Detection: This value represents the level to which a target analyte can reliably be detected for a specific analyte in a specific matrix by a specific method. The LOD includes any adjustments from dilutions, concentrations or moisture content, where applicable. (DoD report formats only.)
LOQ	- Limit of Quantitation: The value at which an instrument can accurately measure an analyte at a specific concentration. The LOQ includes any adjustments from dilutions, concentrations or moisture content, where applicable. (DoD report formats only.) Limit of Quantitation: The value at which an instrument can accurately measure an analyte at a specific concentration. The LOQ includes any adjustments from dilutions, concentrations or moisture content, where applicable. (DoD report formats only.)
MDL	- Method Detection Limit: This value represents the level to which target analyte concentrations are reported as estimated values, when those target analyte concentrations are quantified below the reporting limit (RL). The MDL includes any adjustments from dilutions, concentrations or moisture content, where applicable.
MS	- Matrix Spike Sample: A sample prepared by adding a known mass of target analyte to a specified amount of matrix sample for which an independent estimate of target analyte concentration is available. For Method 332.0, the spike recovery is calculated using the native concentration, including estimated values.
MSD	- Matrix Spike Sample Duplicate: Refer to MS.
NA	- Not Applicable.
NC	- Not Calculated: Term is utilized when one or more of the results utilized in the calculation are non-detect at the parameter's reporting unit.
NDPA/DPA	- N-Nitrosodiphenylamine/Diphenylamine.
NI	- Not Ignitable.
NP	- Non-Plastic: Term is utilized for the analysis of Atterberg Limits in soil.
NR	- No Results: Term is utilized when 'No Target Compounds Requested' is reported for the analysis of Volatile or Semivolatile Organic TIC only requests.
RL	- Reporting Limit: The value at which an instrument can accurately measure an analyte at a specific concentration. The RL includes any adjustments from dilutions, concentrations or moisture content, where applicable.
RPD	- Relative Percent Difference: The results from matrix and/or matrix spike duplicates are primarily designed to assess the precision of analytical results in a given matrix and are expressed as relative percent difference (RPD). Values which are less than five times the reporting limit for any individual parameter are evaluated by utilizing the absolute difference between the values; although the RPD value will be provided in the report.
SRM	- Standard Reference Material: A reference sample of a known or certified value that is of the same or similar matrix as the associated field samples.
STLP	- Semi-dynamic Tank Leaching Procedure per EPA Method 1315.
TEF	- Toxic Equivalency Factors: The values assigned to each dioxin and furan to evaluate their toxicity relative to 2,3,7,8-TCDD.
TEQ	- Toxic Equivalent: The measure of a sample's toxicity derived by multiplying each dioxin and furan by its corresponding TEF and then summing the resulting values.
TIC	- Tentatively Identified Compound: A compound that has been identified to be present and is not part of the target compound list (TCL) for the method and/or program. All TICs are qualitatively identified and reported as estimated concentrations.

Report Format: DU Report with 'J' Qualifiers



Project Name: SUNY PURCHASE NAT. SCIENCE BLD
Project Number: 20186

Lab Number: L2102179
Report Date: 01/28/21

Footnotes

- 1 - The reference for this analyte should be considered modified since this analyte is absent from the target analyte list of the original method.

Terms

Analytical Method: Both the document from which the method originates and the analytical reference method. (Example: EPA 8260B is shown as 1,8260B.) The codes for the reference method documents are provided in the References section of the Addendum.

Difference: With respect to Total Oxidizable Precursor (TOP) Assay analysis, the difference is defined as the Post-Treatment value minus the Pre-Treatment value.

Final pH: As it pertains to Sample Receipt & Container Information section of the report, Final pH reflects pH of container determined after adjustment at the laboratory, if applicable. If no adjustment required, value reflects Initial pH.

Frozen Date/Time: With respect to Volatile Organics in soil, Frozen Date/Time reflects the date/time at which associated Reagent Water-preserved vials were initially frozen. Note: If frozen date/time is beyond 48 hours from sample collection, value will be reflected in 'bold'.

Initial pH: As it pertains to Sample Receipt & Container Information section of the report, Initial pH reflects pH of container determined upon receipt, if applicable.

PAH Total: With respect to Alkylated PAH analyses, the 'PAHs, Total' result is defined as the summation of results for all or a subset of the following compounds: Naphthalene, C1-C4 Naphthalenes, 2-Methylnaphthalene, 1-Methylnaphthalene, Biphenyl, Acenaphthylene, Acenaphthene, Fluorene, C1-C3 Fluorenes, Phenanthrene, C1-C4 Phenanthrenes/Anthracenes, Anthracene, Fluoranthene, Pyrene, C1-C4 Fluoranthenes/Pyrenes, Benz(a)anthracene, Chrysene, C1-C4 Chrysenes, Benzo(b)fluoranthene, Benzo(j)+(k)fluoranthene, Benzo(e)pyrene, Benzo(a)pyrene, Perylene, Indeno(1,2,3-cd)pyrene, Dibenz(ah)+(ac)anthracene, Benzo(g,h,i)perylene. If a 'Total' result is requested, the results of its individual components will also be reported.

PFAS Total: With respect to PFAS analyses, the 'PFAS, Total (5)' result is defined as the summation of results for: PFHpA, PFHxS, PFOA, PFNA and PFOS. In addition, the 'PFAS, Total (6)' result is defined as the summation of results at or above the RL for: PFHpA, PFHxS, PFOA, PFNA, PFDA and PFOS. (Note: 'PFAS, Total (6)' is applicable to MassDEP DW compliance analysis only.). If a 'Total' result is requested, the results of its individual components will also be reported.

The target compound Chlordane (CAS No. 57-74-9) is reported for GC ECD analyses. Per EPA, this compound "refers to a mixture of chlordane isomers, other chlorinated hydrocarbons and numerous other components." (Reference: USEPA Toxicological Review of Chlordane, In Support of Summary Information on the Integrated Risk Information System (IRIS), December 1997.)

Total: With respect to Organic analyses, a 'Total' result is defined as the summation of results for individual isomers or Aroclors. If a 'Total' result is requested, the results of its individual components will also be reported. This is applicable to 'Total' results for methods 8260, 8081 and 8082.

Data Qualifiers

- A** - Spectra identified as "Aldol Condensates" are byproducts of the extraction/concentration procedures when acetone is introduced in the process.
- B** - The analyte was detected above the reporting limit in the associated method blank. Flag only applies to associated field samples that have detectable concentrations of the analyte at less than ten times (10x) the concentration found in the blank. For MCP-related projects, flag only applies to associated field samples that have detectable concentrations of the analyte at less than ten times (10x) the concentration found in the blank. For DOD-related projects, flag only applies to associated field samples that have detectable concentrations of the analyte at less than ten times (10x) the concentration found in the blank AND the analyte was detected above one-half the reporting limit (or above the reporting limit for common lab contaminants) in the associated method blank. For NJ-Air-related projects, flag only applies to associated field samples that have detectable concentrations of the analyte above the reporting limit. For NJ-related projects (excluding Air), flag only applies to associated field samples that have detectable concentrations of the analyte, which was detected above the reporting limit in the associated method blank or above five times the reporting limit for common lab contaminants (Phthalates, Acetone, Methylene Chloride, 2-Butanone).
- C** - Co-elution: The target analyte co-elutes with a known lab standard (i.e. surrogate, internal standards, etc.) for co-extracted analyses.
- D** - Concentration of analyte was quantified from diluted analysis. Flag only applies to field samples that have detectable concentrations of the analyte.
- E** - Concentration of analyte exceeds the range of the calibration curve and/or linear range of the instrument.
- F** - The ratio of quantifier ion response to qualifier ion response falls outside of the laboratory criteria. Results are considered to be an estimated maximum concentration.
- G** - The concentration may be biased high due to matrix interferences (i.e. co-elution) with non-target compound(s). The result should be considered estimated.
- H** - The analysis of pH was performed beyond the regulatory-required holding time of 15 minutes from the time of sample collection.
- I** - The lower value for the two columns has been reported due to obvious interference.
- J** - Estimated value. The Target analyte concentration is below the quantitation limit (RL), but above the Method Detection Limit (MDL) or Estimated Detection Limit (EDL) for SPME-related analyses. This represents an estimated concentration for Tentatively Identified Compounds (TICs).
- M** - Reporting Limit (RL) exceeds the MCP CAM Reporting Limit for this analyte.
- ND** - Not detected at the method detection limit (MDL) for the sample, or estimated detection limit (EDL) for SPME-related analyses.

Report Format: DU Report with 'J' Qualifiers



Project Name: SUNY PURCHASE NAT. SCIENCE BLD
Project Number: 20186

Lab Number: L2102179
Report Date: 01/28/21

Data Qualifiers

- NJ** - Presumptive evidence of compound. This represents an estimated concentration for Tentatively Identified Compounds (TICs), where the identification is based on a mass spectral library search.
- P** - The RPD between the results for the two columns exceeds the method-specified criteria.
- Q** - The quality control sample exceeds the associated acceptance criteria. For DOD-related projects, LCS and/or Continuing Calibration Standard exceedences are also qualified on all associated sample results. Note: This flag is not applicable for matrix spike recoveries when the sample concentration is greater than 4x the spike added or for batch duplicate RPD when the sample concentrations are less than 5x the RL. (Metals only.)
- R** - Analytical results are from sample re-analysis.
- RE** - Analytical results are from sample re-extraction.
- S** - Analytical results are from modified screening analysis.

Project Name: SUNY PURCHASE NAT. SCIENCE BLD
Project Number: 20186

Lab Number: L2102179
Report Date: 01/28/21

REFERENCES

- 1 Test Methods for Evaluating Solid Waste: Physical/Chemical Methods. EPA SW-846. Third Edition. Updates I - VI, 2018.
- 121 Standard Methods for the Examination of Water and Wastewater. APHA-AWWA-WEF. Standard Methods Online.

LIMITATION OF LIABILITIES

Alpha Analytical performs services with reasonable care and diligence normal to the analytical testing laboratory industry. In the event of an error, the sole and exclusive responsibility of Alpha Analytical shall be to re-perform the work at it's own expense. In no event shall Alpha Analytical be held liable for any incidental, consequential or special damages, including but not limited to, damages in any way connected with the use of, interpretation of, information or analysis provided by Alpha Analytical.

We strongly urge our clients to comply with EPA protocol regarding sample volume, preservation, cooling, containers, sampling procedures, holding time and splitting of samples in the field.



Certification Information

The following analytes are not included in our Primary NELAP Scope of Accreditation:

Westborough Facility

EPA 624/624.1: m/p-xylene, o-xylene, Naphthalene

EPA 8260C: NPW: 1,2,4,5-Tetramethylbenzene; 4-Ethyltoluene, Azobenzene; SCM: Iodomethane (methyl iodide), 1,2,4,5-Tetramethylbenzene; 4-Ethyltoluene.

EPA 8270D: NPW: Dimethylnaphthalene, 1,4-Diphenylhydrazine; SCM: Dimethylnaphthalene, 1,4-Diphenylhydrazine.

SM4500: NPW: Amenable Cyanide; SCM: Total Phosphorus, TKN, NO₂, NO₃.

Mansfield Facility

SM 2540D: TSS

EPA 8082A: NPW: PCB: 1, 5, 31, 87, 101, 110, 141, 151, 153, 180, 183, 187.

EPA TO-15: Halothane, 2,4,4-Trimethyl-2-pentene, 2,4,4-Trimethyl-1-pentene, Thiophene, 2-Methylthiophene, 3-Methylthiophene, 2-Ethylthiophene, 1,2,3-Trimethylbenzene, Indan, Indene, 1,2,4,5-Tetramethylbenzene, Benzothiophene, 1-Methylnaphthalene.

EPA TO-12 Non-methane organics

EPA 3C Fixed gases

Biological Tissue Matrix: EPA 3050B

The following analytes are included in our Massachusetts DEP Scope of Accreditation

Westborough Facility:

Drinking Water

EPA 300.0: Chloride, Nitrate-N, Fluoride, Sulfate; **EPA 353.2:** Nitrate-N, Nitrite-N; **SM4500NO3-F:** Nitrate-N, Nitrite-N; **SM4500F-C, SM4500CN-CE, EPA 180.1, SM2130B, SM4500CI-D, SM2320B, SM2540C, SM4500H-B, SM4500NO2-B**

EPA 332: Perchlorate; **EPA 524.2:** THMs and VOCs; **EPA 504.1:** EDB, DBCP.

Microbiology: **SM9215B; SM9223-P/A, SM9223B-Colilert-QT, SM9222D.**

Non-Potable Water

SM4500H,B, EPA 120.1, SM2510B, SM2540C, SM2320B, SM4500CL-E, SM4500F-BC, SM4500NH3-BH: Ammonia-N and Kjeldahl-N, **EPA 350.1:** Ammonia-N, **LACHAT 10-107-06-1-B:** Ammonia-N, **EPA 351.1, SM4500NO3-F, EPA 353.2:** Nitrate-N, **SM4500P-E, SM4500P-B, E, SM4500SO4-E, SM5220D, EPA 410.4, SM5210B, SM5310C, SM4500CL-D, EPA 1664, EPA 420.1, SM4500-CN-CE, SM2540D, EPA 300:** Chloride, Sulfate, Nitrate.

EPA 624.1: Volatile Halocarbons & Aromatics,

EPA 608.3: Chlordane, Toxaphene, Aldrin, alpha-BHC, beta-BHC, gamma-BHC, delta-BHC, Dieldrin, DDD, DDE, DDT, Endosulfan I, Endosulfan II, Endosulfan sulfate, Endrin, Endrin Aldehyde, Heptachlor, Heptachlor Epoxide, PCBs

EPA 625.1: SVOC (Acid/Base/Neutral Extractables), **EPA 600/4-81-045:** PCB-Oil.

Microbiology: **SM9223B-Colilert-QT; Enterolert-QT, SM9221E, EPA 1600, EPA 1603.**

Mansfield Facility:

Drinking Water

EPA 200.7: Al, Ba, Cd, Cr, Cu, Fe, Mn, Ni, Na, Ag, Ca, Zn. **EPA 200.8:** Al, Sb, As, Ba, Be, Cd, Cr, Cu, Pb, Mn, Ni, Se, Ag, TL, Zn. **EPA 245.1** Hg. **EPA 522.**

Non-Potable Water


EPA 200.7: Al, Sb, As, Be, Cd, Ca, Cr, Co, Cu, Fe, Pb, Mg, Mn, Mo, Ni, K, Se, Ag, Na, Sr, TL, Ti, V, Zn.

EPA 200.8: Al, Sb, As, Be, Cd, Cr, Cu, Fe, Pb, Mn, Ni, K, Se, Ag, Na, TL, Zn.

EPA 245.1 Hg.

SM2340B

For a complete listing of analytes and methods, please contact your Alpha Project Manager.

	NEW YORK CHAIN OF CUSTODY	Service Centers Mahwah, NJ 07430: 35 Whitney Rd, Suite 5 Albany, NY 12205: 14 Walker Way Tonawanda, NY 14150: 275 Cooper Ave, Suite 105	Page 1 of 1	Date Rec'd in Lab 1/14/21	ALPHA Job # L2102179												
	Westborough, MA 01581 8 Walkup Dr. TEL: 508-898-9220 FAX: 508-898-9193	Mansfield, MA 02048 320 Forbes Blvd TEL: 508-822-9300 FAX: 508-822-3288	Project Information Project Name: <u>SUNY Purchase Natural Science Bldg.</u> Project Location: <u>Purchase, NY</u> Project # <u>20186</u> (Use Project name as Project #) <input type="checkbox"/>		Deliverables <input type="checkbox"/> ASP-A <input type="checkbox"/> ASP-B <input type="checkbox"/> EQUIS (1 File) <input type="checkbox"/> EQUIS (4 File) <input checked="" type="checkbox"/> Other	Billing Information <input checked="" type="checkbox"/> Same as Client Info PO #											
Client Information Client: <u>Watts Architecture & Engineers, LLC</u> Address: <u>95 Perry St Suite 300</u> <u>Buffalo, NY 14203</u> Phone: <u>716-206-5100</u> Fax: <u>716-206-5199</u> Email: <u>mholquist@watts-ae.com</u>		Project Manager: <u>Matt Holquist</u> ALPHAQuote #: <u>Bottle Order 334885</u> Turn-Around Time Standard <input checked="" type="checkbox"/> Due Date: Rush (only if pre approved) <input type="checkbox"/> # of Days:		Regulatory Requirement <input type="checkbox"/> NY TOGS <input type="checkbox"/> NY Part 375 <input type="checkbox"/> AWQ Standards <input type="checkbox"/> NY CP-51 <input type="checkbox"/> NY Restricted Use <input checked="" type="checkbox"/> Other <input type="checkbox"/> NY Unrestricted Use <input type="checkbox"/> NYC Sewer Discharge	Disposal Site Information Please identify below location of applicable disposal facilities. Disposal Facility: <input type="checkbox"/> NJ <input checked="" type="checkbox"/> NY <input type="checkbox"/> Other:												
These samples have been previously analyzed by Alpha <input type="checkbox"/>		Other project specific requirements/comments:		ANALYSIS		Sample Filtration <input type="checkbox"/> Done <input type="checkbox"/> Lab to do Preservation <input type="checkbox"/> Lab to do (Please Specify below)											
Please specify Metals or TAL.		ALPHA Lab ID (Lab Use Only) Sample ID Collection Date Time Sample Matrix Sampler's Initials		NYTL - 6260 - VOC NYTL - 5720 - SVOC TAL Metals, Hg, Cr NYTL - 9082 - PCBs Mercury TAL Metals Cyanide (Cu)	Total Bottles												
		02179 -01	20186-AW-Liquid-01	1/14/21	13:00	Liquid	MPG	X	X	X	X						9
		-02	20186-AW-Solid-01	1/14/21	13:30	Solid	MPG					1	2	3			1
		-03	Trip Blank			Liquid		X									
Preservative Code: A = None B = HCl C = HNO ₃ D = H ₂ SO ₄ E = NaOH F = MeOH G = NaHSO ₄ H = Na ₂ S ₂ O ₃ KE = Zn Ac/NaOH O = Other		Container Code: P = Plastic A = Amber Glass V = Vial G = Glass B = Bacteria Cup C = Cube O = Other E = Encore D = BOD Bottle		Westboro: Certification No: MA935 Mansfield: Certification No: MA015		Container Type: <u>V A P/A A/E</u> Preservative: <u>B A C/E A A/E</u>	Please print clearly, legibly and completely. Samples can not be logged in and turnaround time clock will not start until any ambiguities are resolved. BY EXECUTING THIS COC, THE CLIENT HAS READ AND AGREES TO BE BOUND BY ALPHA'S TERMS & CONDITIONS. (See reverse side.)										
		Relinquished By: <u>[Signature]</u> Date/Time: <u>1/14/21 16:00</u>		Received By: <u>[Signature]</u> Date/Time: <u>1/14/21 16:03</u>													
		Relinquished By: <u>[Signature]</u> Date/Time: <u>1/14/21 17:15</u>		Received By: <u>[Signature]</u> Date/Time: <u>1/14/21 17:15</u>													
		Relinquished By: <u>[Signature]</u> Date/Time: <u>1/14/21 21:35</u>		Received By: <u>[Signature]</u> Date/Time: <u>1/14/21 21:35</u>													

Appendix C

Mercury Vapor Complete Screening Log

Room #	Location ID	Date	Time	Temp (°F)	Relative Humidity (%)	Sample Type	Notes	Results (µg/m³)
Building: Natural Science Building, Phase I				Survey Conducted By: Matt Holquist, Rachele Anthony, Robert Swick				
Location: SUNY Purchase				Project Name/Location: Renovate Natural Science Building Phase I/SUNY Purchase				
Project Number: 20186				Instrument: Jerome J405 Serial #: 40500555				
Zero Test: Start Jerome where no Mercury Vapor is present and reading should be Zero micrograms/cubic meter (µg/m³)								
Sample Type: A=Ambient, conducted approximately 1 meter from the floor.								
S=Specific Location, conducted approximately 0.1 meter from the surface.								
Detection Limit (DL) for this unit is 0.01 micrograms/cubic meter (µg/m³)								
Any reading less than 0.01 micrograms/cubic meter (µg/m³) including 0 micrograms/cubic meter (µg/m³) is considered <DL µg/m³								
2019-2024	A-1	8/19/2024	16:40	71	50	A	Ambient Room Readings (Clockwise)	0.00
2019-2024	A-2	8/19/2024	16:41	71	50	A	Ambient Room Readings (Clockwise)	0.00
2019-2024	A-3	8/19/2024	16:42	71	50	A	Ambient Room Readings (Clockwise)	0.00
2019-2024	A-4	8/19/2024	16:43	71	50	A	Ambient Room Readings (Clockwise)	0.00
2019-2024	A-5	8/19/2024	16:44	71	50	A	Ambient Room Readings (Clockwise)	0.00
2019-2024	A-6	8/19/2024	16:45	71	50	A	Ambient Room Readings (Clockwise)	0.00
2019-2024	A-7	8/19/2024	16:46	71	50	A	Ambient Room Readings (Clockwise)	0.00
2019-2024	S-1	8/19/2024	16:47	71	50	S	South Wall Lab Table Drawers and Cabinets (Clockwise)	0.00
2019-2024	S-2	8/19/2024	16:48	71	50	S	South Wall Lab Table Drawers and Cabinets (Clockwise)	0.00
2019-2024	S-3	8/19/2024	16:49	71	50	S	South Wall Lab Table Drawers and Cabinets (Clockwise)	0.00
2019-2024	S-4	8/19/2024	16:50	71	50	S	South Wall Lab Table Drawers and Cabinets (Clockwise)	0.00
2019-2024	S-5	8/19/2024	16:51	71	50	S	South Wall Lab Table Drawers and Cabinets (Clockwise)	0.00
2019-2024	S-6	8/19/2024	16:52	71	50	S	South Wall Lab Table Drawers and Cabinets (Clockwise)	0.00
2019-2024	S-7	8/19/2024	16:53	71	50	S	South Wall Lab Table Drawers and Cabinets (Clockwise)	0.00
2019-2024	S-8	8/19/2024	16:54	71	50	S	South Wall Lab Table Drawers and Cabinets (Clockwise)	0.00
2019-2024	S-9	8/19/2024	16:55	71	50	S	South Wall Lab Table Drawers and Cabinets (Clockwise)	0.00
2019-2024	S-10	8/19/2024	16:56	71	50	S	South Wall Lab Table Drawers and Cabinets (Clockwise)	0.00
2019-2024	S-11	8/19/2024	16:57	71	50	S	South Wall Lab Table Drawers and Cabinets (Clockwise)	0.00
2019-2024	S-12	8/19/2024	16:58	71	50	S	South Wall Lab Table Drawers and Cabinets (Clockwise)	0.00
2019-2024	S-13	8/19/2024	16:59	71	50	S	South Wall Lab Table Drawers and Cabinets (Clockwise)	0.00
2019-2024	S-14	8/19/2024	17:09	71	50	S	South Wall Lab Table Drawers and Cabinets (Clockwise) Second drawer down from top. Drawer marked contaminated. Front left crevice/seam of drawer had multiple positive readings ranging from 0.58 to 1.88.	1.88
2019-2024	S-15	8/19/2024	17:10	71	50	S	South Wall Lab Table Drawers and Cabinets (Clockwise)	0.00
2019-2024	S-16	8/19/2024	17:11	71	50	S	South Wall Lab Table Drawers and Cabinets (Clockwise)	0.00
2019-2024	S-17	8/19/2024	17:12	71	50	S	South Wall Lab Table Drawers and Cabinets (Clockwise)	0.00
2019-2024	S-18	8/19/2024	17:13	71	50	S	South Wall Lab Table Drawers and Cabinets (Clockwise)	0.00
2019-2024	S-19	8/19/2024	17:14	71	50	S	South Wall Lab Table Drawers and Cabinets (Clockwise)	0.00
2019-2024	US-1	8/19/2024	17:15	71	50	S	Under South Wall Lab Table Drawers and Cabinets (Clockwise)	0.00
2019-2024	US-2	8/19/2024	17:16	71	50	S	Under South Wall Lab Table Drawers and Cabinets (Clockwise)	0.00
2019-2024	SWC-1	8/19/2024	17:17	71	50	S	South Wall Cupboards (Clockwise)	0.00
2019-2024	SWC-2	8/19/2024	17:18	71	50	S	South Wall Cupboards (Clockwise)	0.00
2019-2024	SWC-3	8/19/2024	17:19	71	50	S	South Wall Cupboards (Clockwise)	0.00
2019-2024	ULT-1	8/19/2024	17:20	71	50	S	Under Lab Table (Clockwise)	0.00
2019-2024	ULT-2	8/19/2024	17:21	71	50	S	Under Lab Table (Clockwise)	0.00
2017A	A-1	8/19/2024	17:26	74	50	A	Ambient Room Readings (Clockwise)	0.00
2017A	A-2	8/19/2024	17:27	74	50	A	Ambient Room Readings (Clockwise)	0.00
2017A	S-1	8/19/2024	17:29	74	50	S	South Wall Lab Table Drawers (Clockwise)	0.00
2017A	S-2	8/19/2024	17:31	74	50	S	South Wall Lab Table Drawers (Clockwise)	0.00
2017A	S-3	8/19/2024	17:32	74	50	S	South Wall Lab Table Drawers (Clockwise)	0.00
2017A	WFH-1	8/19/2024	17:33	74	50	S	West Fume Hood Cabinet	0.00
48	A-1	8/20/2024	9:30	75	52	A	Ambient Room Readings (Clockwise)	0.00
48	A-2	8/20/2024	9:32	75	52	A	Ambient Room Readings (Clockwise)	0.00
48	0048-01	8/20/2024	9:33	75	52	S	North Lab Table Drawers and Cabinets (As Numbered)	0.00
48	0048-02	8/20/2024	9:34	75	52	S	North Lab Table Drawers and Cabinets (As Numbered)	0.00
48	0048-03	8/20/2024	9:35	75	52	S	North Lab Table Drawers and Cabinets (As Numbered)	0.00
48	0048-04	8/20/2024	9:36	75	52	S	North Lab Table Drawers and Cabinets (As Numbered)	0.00
48	0048-05	8/20/2024	9:37	75	52	S	North Lab Table Drawers and Cabinets (As Numbered)	0.00
48	0048-06	8/20/2024	9:38	75	52	S	North Lab Table Drawers and Cabinets (As Numbered)	0.00
48	0048-07	8/20/2024	9:39	75	52	S	North Lab Table Drawers and Cabinets (As Numbered)	0.00
48	0048-08	8/20/2024	9:40	75	52	S	North Lab Table Drawers and Cabinets (As Numbered)	0.00
48	0048-09	8/20/2024	9:41	75	52	S	North Lab Table Drawers and Cabinets (As Numbered)	0.00
48	0048-10	8/20/2024	9:42	75	52	S	North Lab Table Drawers and Cabinets (As Numbered)	0.00
48	0048-11	8/20/2024	9:45	75	52	S	South Lab Table Drawers and Cabinets (As Numbered)	0.00
48	0048-12	8/20/2024	9:46	75	52	S	South Lab Table Drawers and Cabinets (As Numbered)	0.00
48	0048-13	8/20/2024	9:48	75	52	S	South Lab Table Drawers and Cabinets (As Numbered)	0.00
48	0048-14	8/20/2024	9:50	75	52	S	South Lab Table Drawers and Cabinets (As Numbered)	0.00
48	0048-15	8/20/2024	9:53	75	52	S	South Lab Table Drawers and Cabinets (As Numbered)	0.00
48	0048-16	8/20/2024	9:54	75	52	S	South Lab Table Drawers and Cabinets (As Numbered)	0.00
48	0048-17	8/20/2024	9:55	75	52	S	South Lab Table Drawers and Cabinets (As Numbered)	0.00
48	0048-18	8/20/2024	10:00	75	52	S	South Lab Table Drawers and Cabinets (As Numbered)	0.00
48	0048-19	8/20/2024	10:02	75	52	S	South Lab Table Drawers and Cabinets (As Numbered)	0.00
48	NC-1	8/20/2024	10:04	72	57	S	North Cupboards (Clockwise)	0.00
48	NC-2	8/20/2024	10:06	72	57	S	North Cupboards (Clockwise)	0.00
48	NC-3	8/20/2024	10:08	72	57	S	North Cupboards (Clockwise)	0.00
48	NC-4	8/20/2024	10:10	72	57	S	North Cupboards (Clockwise)	0.00
48	SC-1	8/20/2024	10:13	72	57	S	South Cupboards (Clockwise)	0.00
48	SC-2	8/20/2024	10:15	72	57	S	South Cupboards (Clockwise)	0.00
48	UCN-1	8/20/2024	10:17	72	57	S	North Wall Under Cabinets (Clockwise)	0.00
48	UCN-2	8/20/2024	10:19	72	57	S	North Wall Under Cabinets (Clockwise)	0.00
48	UCS-1	8/20/2024	10:21	72	57	S	South Wall Under Cabinets (Clockwise)	0.00
48	UCS-2	8/20/2024	10:23	72	57	S	South Wall Under Cabinets (Clockwise)	0.00
45	A-1	8/20/2024	10:25	70	53	A	Ambient Room Readings (Clockwise)	0.00
45	A-2	8/20/2024	10:25	70	53	A	Ambient Room Readings (Clockwise)	0.00
45	W-1	8/20/2024	10:26	70	53	S	West Wall Lab Table Drawers and Cabinets (Clockwise)	0.00
45	W-2	8/20/2024	10:27	70	53	S	West Wall Lab Table Drawers and Cabinets (Clockwise)	0.00
45	W-3	8/20/2024	10:28	70	53	S	West Wall Lab Table Drawers and Cabinets (Clockwise)	0.00
45	W-4	8/20/2024	10:29	70	53	S	West Wall Lab Table Drawers and Cabinets (Clockwise)	0.00
45	W-5	8/20/2024	10:30	70	53	S	West Wall Lab Table Drawers and Cabinets (Clockwise)	0.00
45	W-6	8/20/2024	10:31	70	53	S	West Wall Lab Table Drawers and Cabinets (Clockwise)	0.00
45	W-7	8/20/2024	10:32	70	53	S	West Wall Lab Table Drawers and Cabinets (Clockwise)	0.00

Building: Natural Science Building, Phase I							Survey Conducted By: Matt Holquist, Rachele Anthony, Robert Swick	
Location: SUNY Purchase							Project Name/Location: Renovate Natural Science Building Phase I/SUNY Purchase	
Project Number: 20186							Instrument: Jerome J405 Serial #: 40500555	
Zero Test: Start Jerome where no Mercury Vapor is present and reading should be Zero micrograms/cubic meter ($\mu\text{g}/\text{m}^3$)								
Sample Type: A=Ambient, conducted approximately 1 meter from the floor. S=Specific Location, conducted approximately 0.1 meter from the surface.								
Detection Limit (DL) for this unit is 0.01 micrograms/cubic meter ($\mu\text{g}/\text{m}^3$)								
Any reading less than 0.01 micrograms/cubic meter ($\mu\text{g}/\text{m}^3$) including 0 micrograms/cubic meter ($\mu\text{g}/\text{m}^3$) is considered <DL $\mu\text{g}/\text{m}^3$								
Room #	Location ID	Date	Time	Temp (°F)	Relative Humidity (%)	Sample Type	Notes	Results ($\mu\text{g}/\text{m}^3$)
45	W-8	8/20/2024	10:33	70	53	S	West Wall Lab Table Drawers and Cabinets (Clockwise)	0.00
45	WC-1	8/20/2024	10:34	70	53	S	West Wall Cupboards (Clockwise)	0.00
45	WC-2	8/20/2024	10:35	70	53	S	West Wall Cupboards (Clockwise)	0.00
45	E-1	8/20/2024	10:36	70	53	S	East Wall Cabinets (Clockwise)	0.00
45	E-2	8/20/2024	10:37	70	53	S	East Wall Cabinets (Clockwise)	0.00
45	UCW-1	8/20/2024	10:38	70	53	S	Under West Lab Table (Clockwise)	0.00
45	UCW-2	8/20/2024	10:39	70	53	S	Under West Lab Table (Clockwise)	0.00
45	UCE-1	8/20/2024	10:40	70	53	S	Under East Cabinet (Clockwise)	0.00
45	UCE-2	8/20/2024	10:41	70	53	S	Under East Cabinet (Clockwise)	0.00
45A	A-1	8/20/2024	10:42	72	55	A	Ambient Room Readings (Clockwise)	0.00
45A	A-2	8/20/2024	10:43	72	55	A	Ambient Room Readings (Clockwise)	0.00
45A	E-1	8/20/2024	10:44	72	55	S	East Wall Lab Table Drawers and Cabinets (Clockwise)	0.00
45A	E-2	8/20/2024	10:45	72	55	S	East Wall Lab Table Drawers and Cabinets (Clockwise)	0.00
45A	E-3	8/20/2024	10:46	72	55	S	East Wall Lab Table Drawers and Cabinets (Clockwise)	0.00
45A	E-4	8/20/2024	10:47	72	55	S	East Wall Lab Table Drawers and Cabinets (Clockwise)	0.00
45A	E-5	8/20/2024	10:48	72	55	S	East Wall Lab Table Drawers and Cabinets (Clockwise)	0.00
45A	E-6	8/20/2024	10:49	72	55	S	East Wall Lab Table Drawers and Cabinets (Clockwise)	0.00
45A	E-7	8/20/2024	10:50	72	55	S	East Wall Lab Table Drawers and Cabinets (Clockwise)	0.00
45A	E-8	8/20/2024	10:51	72	55	S	East Wall Lab Table Drawers and Cabinets (Clockwise)	0.00
45A	EC-1	8/20/2024	10:52	72	55	S	East Wall Cupboards (Clockwise)	0.00
45A	EC-2	8/20/2024	10:53	72	55	S	East Wall Cupboards (Clockwise)	0.00
45A	UCE-1	8/20/2024	10:54	72	55	S	Under East Lab Table (Clockwise)	0.00
45A	UCE-2	8/20/2024	10:55	72	55	S	Under East Lab Table (Clockwise)	0.00
66/67	A-1	8/20/2024	11:00	73	46	A	Ambient Room Readings (Clockwise)	0.00
66/67	A-2	8/20/2024	11:01	73	46	A	Ambient Room Readings (Clockwise)	0.00
66/67	N-1	8/20/2024	11:02	73	46	S	North Wall Lab Table Drawers (Clockwise)	0.00
66/67	N-2	8/20/2024	11:03	73	46	S	North Wall Lab Table Drawers (Clockwise)	0.00
66/67	E-1	8/20/2024	11:04	73	46	S	East Wall Lab Table Drawers and Cabinets (Clockwise)	0.00
66/67	E-2	8/20/2024	11:05	73	46	S	East Wall Lab Table Drawers and Cabinets (Clockwise)	0.00
66/67	E-3	8/20/2024	11:06	73	46	S	East Wall Lab Table Drawers and Cabinets (Clockwise)	0.00
66/67	UCE-1	8/20/2024	11:07	73	46	S	Under East Lab Table (Clockwise)	0.00
60	A-1	8/20/2024	11:16	77	46	A	Ambient Room Readings (Clockwise)	0.00
60	A-2	8/20/2024	11:17	77	46	A	Ambient Room Readings (Clockwise)	0.00
60	PD-1	8/20/2024	11:18	77	46	S	Pathological Destroyer Internal	0.00
60	PD-2	8/20/2024	11:19	77	46	S	Pathological Destroyer Internal	0.00
56	A-1	8/20/2024	11:22	75	46	A	Ambient Room Readings (Clockwise)	0.00
56	A-2	8/20/2024	11:22	75	46	A	Ambient Room Readings (Clockwise)	0.00
56	N-1	8/20/2024	11:23	75	46	S	North Wall Sink Cabinet	0.00
56	UCN-1	8/20/2024	11:24	75	46	S	Under North Wall Sink Cabinet	0.00
56	S-1	8/20/2024	11:25	75	46	S	South Wall Lab Table Drawer (Clockwise)	0.00
56	S-2	8/20/2024	11:26	75	46	S	South Wall Lab Table Drawer (Clockwise)	0.00
56	SWC-1	8/20/2024	11:27	75	46	S	South Wall Cabinet	0.00
56	USWC-1	8/20/2024	11:28	75	46	S	Under South Wall Cabinet	0.00
3011	A-1	8/20/2024	12:30	68	51	A	Ambient Room Readings (Clockwise)	0.00
3011	A-2	8/20/2024	12:31	68	51	A	Ambient Room Readings (Clockwise)	0.00
3011	A-3	8/20/2024	12:32	68	51	A	Ambient Room Readings (Clockwise)	0.00
3011	A-4	8/20/2024	12:33	68	51	A	Ambient Room Readings (Clockwise)	0.00
3011	A-5	8/20/2024	12:34	68	51	A	Ambient Room Readings (Clockwise)	0.00
3011	A-6	8/20/2024	12:35	68	51	A	Ambient Room Readings (Clockwise)	0.00
3011	A-7	8/20/2024	12:36	68	51	A	Ambient Room Readings (Clockwise)	0.00
3011	A-8	8/20/2024	12:37	68	51	A	Ambient Room Readings (Clockwise)	0.00
3011	A-9	8/20/2024	12:38	68	51	A	Ambient Room Readings (Clockwise)	0.00
3011	A-10	8/20/2024	12:39	68	51	A	Ambient Room Readings (Clockwise)	0.00
3011	A-11	8/20/2024	12:40	68	51	A	Ambient Room Readings (Clockwise)	0.00
3011	A-12	8/20/2024	12:41	68	51	A	Ambient Room Readings (Clockwise)	0.00
3011	A-13	8/20/2024	12:42	68	51	A	Ambient Room Readings (Clockwise)	0.00
3011	A-14	8/20/2024	12:43	68	51	A	Ambient Room Readings (Clockwise)	0.00
3011	A-15	8/20/2024	12:44	68	51	A	Ambient Room Readings (Clockwise)	0.00
3011	3011-01	8/20/2024	12:46	68	50	S	North Lab Table Drawers and Cabinets (As Numbered)	0.00
3011	3011-02	8/20/2024	12:47	68	50	S	North Lab Table Drawers and Cabinets (As Numbered)	0.00
3011	3011-03	8/20/2024	12:48	68	50	S	North Lab Table Drawers and Cabinets (As Numbered)	0.00
3011	3011-04	8/20/2024	12:49	68	50	S	North Lab Table Drawers and Cabinets (As Numbered)	0.00
3011	3011-05	8/20/2024	12:50	68	50	S	North Lab Table Drawers and Cabinets (As Numbered)	0.00
3011	3011-06	8/20/2024	12:51	68	50	S	North Lab Table Drawers and Cabinets (As Numbered)	0.00
3011	3011-07	8/20/2024	12:52	68	50	S	North Lab Table Drawers and Cabinets (As Numbered)	0.00
3011	3011-08	8/20/2024	12:53	68	50	S	North Lab Table Drawers and Cabinets (As Numbered)	0.00
3011	NSC-1	8/20/2024	12:54	68	50	S	North Sink Cabinet	0.00
3011	NFHC-1	8/20/2024	12:55	68	50	S	North Fume Hood Cabinet (Clockwise)	0.00
3011	NFHC-2	8/20/2024	12:56	68	50	S	North Fume Hood Cabinet (Clockwise)	0.00
3011	UNLT-1	8/20/2024	12:57	68	50	S	Under North Lab Table (West to East)	0.00
3011	UNLT-2	8/20/2024	12:58	68	50	S	Under North Lab Table (West to East)	0.00
3011	UNLT-3	8/20/2024	12:59	68	50	S	Under North Lab Table (West to East)	0.00
3011	3011-09	8/21/2024	12:01	70	46	S	North Lab Table Island Drawers (As Numbered)	0.00
3011	3011-10	8/20/2024	13:02	68	50	S	North Lab Table Island Drawers (As Numbered)	0.00
3011	3011-11	8/20/2024	13:03	68	50	S	North Lab Table Island Drawers (As Numbered)	0.00
3011	3011-12	8/20/2024	13:04	68	50	S	North Lab Table Island Drawers (As Numbered)	0.00
3011	3011-13	8/20/2024	13:05	68	50	S	North Lab Table Island Drawers (As Numbered)	0.00
3011	3011-14	8/21/2024	12:02	70	46	S	North Lab Table Island Drawers (As Numbered)	0.00
3011	3011-15	8/20/2024	13:06	68	50	S	North Lab Table Island Drawers (As Numbered)	0.00
3011	3011-16	8/20/2024	13:07	68	50	S	North Lab Table Island Drawers (As Numbered)	0.00
3011	3011-17	8/21/2024	12:03	70	46	S	North Lab Table Island Drawers (As Numbered)	0.00

Building: Natural Science Building, Phase I							Survey Conducted By: Matt Holquist, Rachele Anthony, Robert Swick	
Location: SUNY Purchase							Project Name/Location: Renovate Natural Science Building Phase I/SUNY Purchase	
Project Number: 20186							Instrument: Jerome J405 Serial #: 40500555	
Zero Test: Start Jerome where no Mercury Vapor is present and reading should be Zero micrograms/cubic meter ($\mu\text{g}/\text{m}^3$)								
Sample Type: A=Ambient, conducted approximately 1 meter from the floor. S=Specific Location, conducted approximately 0.1 meter from the surface.								
Detection Limit (DL) for this unit is 0.01 micrograms/cubic meter ($\mu\text{g}/\text{m}^3$)								
Any reading less than 0.01 micrograms/cubic meter ($\mu\text{g}/\text{m}^3$) including 0 micrograms/cubic meter ($\mu\text{g}/\text{m}^3$) is considered <DL $\mu\text{g}/\text{m}^3$								
Room #	Location ID	Date	Time	Temp (°F)	Relative Humidity (%)	Sample Type	Notes	Results ($\mu\text{g}/\text{m}^3$)
3011	3011-18	8/20/2024	13:08	68	50	S	North Lab Table Island Drawers (As Numbered)	0.00
3011	3011-19	8/20/2024	13:09	68	50	S	North Lab Table Island Drawers (As Numbered)	0.00
3011	3011-20	8/20/2024	13:10	68	50	S	North Lab Table Island Drawers (As Numbered)	0.00
3011	3011-21	8/20/2024	13:11	68	50	S	North Lab Table Island Drawers (As Numbered)	0.00
3011	3011-22	8/20/2024	13:12	68	50	S	North Lab Table Island Drawers (As Numbered)	0.00
3011	3011-23	8/20/2024	13:13	68	50	S	North Lab Table Island Drawers (As Numbered)	0.00
3011	3011-24	8/20/2024	13:14	70	50	S	North Lab Table Island Drawers (As Numbered)	0.00
3011	3011-25	8/21/2024	12:04	70	46	S	North Lab Table Island Drawers (As Numbered)	0.00
3011	3011-26	8/20/2024	13:15	70	50	S	North Lab Table Island Drawers (As Numbered)	0.00
3011	3011-27	8/21/2024	12:05	70	46	S	North Lab Table Island Drawers (As Numbered)	0.00
3011	3011-28	8/20/2024	13:15	70	50	S	North Lab Table Island Drawers (As Numbered)	0.00
3011	3011-29	8/20/2024	13:16	70	50	S	North Lab Table Island Drawers (As Numbered)	0.00
3011	3011-30	8/20/2024	13:16	70	50	S	North Lab Table Island Drawers (As Numbered)	0.00
3011	3011-31	8/20/2024	13:17	70	50	S	North Lab Table Island Drawers (As Numbered)	0.00
3011	3011-32	8/20/2024	13:17	70	50	S	North Lab Table Island Drawers (As Numbered)	0.00
3011	3011-33	8/20/2024	13:18	70	50	S	North Lab Table Island Drawers (As Numbered)	0.00
3011	3011-34	8/21/2024	12:07	70	46	S	North Lab Table Island Drawers (As Numbered)	0.00
3011	3011-35	8/20/2024	13:18	70	50	S	North Lab Table Island Drawers (As Numbered)	0.00
3011	3011-36	8/20/2024	13:19	70	50	S	North Lab Table Island Drawers (As Numbered)	0.00
3011	3011-37	8/21/2024	12:08	70	46	S	North Lab Table Island Drawers (As Numbered)	0.00
3011	3011-38	8/20/2024	13:19	70	50	S	North Lab Table Island Drawers (As Numbered)	0.00
3011	NLTIC-1	8/20/2024	13:20	70	50	S	North Lab Table Island Cabinets (Clockwise)	0.00
3011	NLTIC-2	8/20/2024	13:21	70	50	S	North Lab Table Island Cabinets (Clockwise)	0.00
3011	NLTIC-3	8/20/2024	13:22	70	50	S	North Lab Table Island Cabinets (Clockwise)	0.00
3011	NLTIC-4	8/20/2024	13:23	70	50	S	North Lab Table Island Cabinets (Clockwise)	0.00
3011	NLTIC-5	8/20/2024	13:24	70	50	S	North Lab Table Island Cabinets (Clockwise)	0.00
3011	NLTIC-6	8/20/2024	13:25	70	50	S	North Lab Table Island Cabinets (Clockwise)	0.00
3011	UNLTI-1	8/20/2024	13:27	70	50	S	Under North Lab Table Island (NW) Consistent elevated readings ranging between 1.1 and 15.02.	15.02
3011	UNLTI-2	8/20/2024	13:28	70	50	S	Under North Lab Table Island (NE) Consistent elevated readings ranging between 0.67 and 6.8.	6.80
3011	UNLTI-3	8/20/2024	13:28	70	50	S	Under North Lab Table Island (W)	0.00
3011	UNLTI-4	8/20/2024	13:29	70	50	S	Under North Lab Table Island (E)	0.00
3011	UNLTI-5	8/20/2024	13:29	70	50	S	Under North Lab Table Island (SW)	0.00
3011	UNLTI-6	8/20/2024	13:30	70	50	S	Under North Lab Table Island (SE)	0.00
3011	3011-39	8/20/2024	13:30	70	50	S	Middle Lab Table Island Drawers (As Numbered)	0.00
3011	3011-40	8/20/2024	13:31	70	50	S	Middle Lab Table Island Drawers (As Numbered)	0.00
3011	3011-41	8/20/2024	13:32	70	50	S	Middle Lab Table Island Drawers (As Numbered)	0.00
3011	3011-42	8/20/2024	13:33	70	50	S	Middle Lab Table Island Drawers (As Numbered)	0.00
3011	3011-43	8/20/2024	13:34	70	50	S	Middle Lab Table Island Drawers (As Numbered)	0.00
3011	3011-44	8/21/2024	12:10	70	46	S	Middle Lab Table Island Drawers (As Numbered)	0.00
3011	3011-45	8/20/2024	13:35	70	50	S	Middle Lab Table Island Drawers (As Numbered)	0.00
3011	3011-46	8/20/2024	13:36	70	50	S	Middle Lab Table Island Drawers (As Numbered)	0.00
3011	3011-47	8/20/2024	13:37	70	50	S	Middle Lab Table Island Drawers (As Numbered)	0.00
3011	3011-48	8/20/2024	13:38	70	50	S	Middle Lab Table Island Drawers (As Numbered)	0.00
3011	3011-49	8/21/2024	12:11	70	46	S	Middle Lab Table Island Drawers (As Numbered)	0.00
3011	3011-50	8/20/2024	13:39	70	49	S	Middle Lab Table Island Drawers (As Numbered)	0.00
3011	3011-51	8/20/2024	13:40	70	49	S	Middle Lab Table Island Drawers (As Numbered)	0.00
3011	3011-52	8/20/2024	13:41	70	49	S	Middle Lab Table Island Drawers (As Numbered)	0.00
3011	3011-53	8/20/2024	13:42	70	49	S	Middle Lab Table Island Drawers (As Numbered)	0.00
3011	3011-54	8/21/2024	12:12	70	46	S	Middle Lab Table Island Drawers (As Numbered)	0.00
3011	3011-55	8/20/2024	13:43	70	49	S	Middle Lab Table Island Drawers (As Numbered)	0.00
3011	3011-56	8/20/2024	13:44	70	49	S	Middle Lab Table Island Drawers (As Numbered)	0.00
3011	3011-57	8/20/2024	13:45	70	49	S	Middle Lab Table Island Drawers (As Numbered)	0.00
3011	3011-58	8/20/2024	13:46	70	49	S	Middle Lab Table Island Drawers (As Numbered)	0.00
3011	3011-59	8/20/2024	13:51	70	49	S	Middle Lab Table Island Drawers (As Numbered)	0.00
3011	3011-60	8/21/2024	12:13	70	46	S	Middle Lab Table Island Drawers (As Numbered)	0.00
3011	3011-61	8/20/2024	13:52	70	49	S	Middle Lab Table Island Drawers (As Numbered)	0.00
3011	3011-62	8/21/2024	12:14	70	46	S	Middle Lab Table Island Drawers (As Numbered)	0.00
3011	3011-63	8/20/2024	13:54	70	49	S	Middle Lab Table Island Drawers (As Numbered)	0.00
3011	3011-64	8/21/2024	12:15	70	46	S	Middle Lab Table Island Drawers (As Numbered)	0.00
3011	3011-65	8/20/2024	13:55	70	48	S	Middle Lab Table Island Drawers (As Numbered)	0.00
3011	3011-66	8/20/2024	13:56	70	48	S	Middle Lab Table Island Drawers (As Numbered)	0.00
3011	3011-67	8/20/2024	13:57	70	48	S	Middle Lab Table Island Drawers (As Numbered)	0.00
3011	3011-68	8/20/2024	13:58	70	48	S	Middle Lab Table Island Drawers (As Numbered)	0.00
3011	MLTIC-1	8/20/2024	13:59	70	48	S	Middle Lab Table Island Cabinets (Clockwise)	0.00
3011	MLTIC-2	8/20/2024	14:00	70	48	S	Middle Lab Table Island Cabinets (Clockwise)	0.00
3011	MLTIC-3	8/20/2024	14:01	70	48	S	Middle Lab Table Island Cabinets (Clockwise)	0.00
3011	MLTIC-4	8/20/2024	14:02	70	48	S	Middle Lab Table Island Cabinets (Clockwise)	0.00
3011	MLTIC-5	8/20/2024	14:03	70	48	S	Middle Lab Table Island Cabinets (Clockwise)	0.00
3011	MLTIC-6	8/20/2024	14:04	70	48	S	Middle Lab Table Island Cabinets (Clockwise)	0.00
3011	UMLTI-1	8/20/2024	14:05	70	48	S	Under Middle Lab Table Island (NW) Consistent elevated readings ranging between 0.51 and 2.21.	2.21
3011	UMLTI-2	8/20/2024	14:07	70	48	S	Under Middle Lab Table Island (NE)	0.00
3011	UMLTI-3	8/20/2024	14:08	70	48	S	Under Middle Lab Table Island (W)	0.00
3011	UMLTI-4	8/20/2024	14:09	70	48	S	Under Middle Lab Table Island (E)	0.00
3011	UMLTI-5	8/20/2024	14:10	70	48	S	Under Middle Lab Table Island (SW)	0.00
3011	UMLTI-6	8/20/2024	14:11	70	48	S	Under Middle Lab Table Island (SE)	0.00
3011	3011-69	8/21/2024	12:16	70	46	S	South Lab Table Island Drawers (As Numbered)	0.00
3011	3011-70	8/20/2024	14:16	70	47	S	South Lab Table Island Drawers (As Numbered)	0.00
3011	3011-71	8/20/2024	14:17	70	47	S	South Lab Table Island Drawers (As Numbered)	0.00
3011	3011-72	8/21/2024	12:17	70	46	S	South Lab Table Island Drawers (As Numbered)	0.00

Building: Natural Science Building, Phase I							Survey Conducted By: Matt Holquist, Rachele Anthony, Robert Swick	
Location: SUNY Purchase							Project Name/Location: Renovate Natural Science Building Phase I/SUNY Purchase	
Project Number: 20186							Instrument: Jerome J405 Serial #: 40500555	
Zero Test: Start Jerome where no Mercury Vapor is present and reading should be Zero micrograms/cubic meter ($\mu\text{g}/\text{m}^3$)								
Sample Type: A=Ambient, conducted approximately 1 meter from the floor. S=Specific Location, conducted approximately 0.1 meter from the surface.								
Detection Limit (DL) for this unit is 0.01 micrograms/cubic meter ($\mu\text{g}/\text{m}^3$)								
Any reading less than 0.01 micrograms/cubic meter ($\mu\text{g}/\text{m}^3$) including 0 micrograms/cubic meter ($\mu\text{g}/\text{m}^3$) is considered <DL $\mu\text{g}/\text{m}^3$								
Room #	Location ID	Date	Time	Temp (°F)	Relative Humidity (%)	Sample Type	Notes	Results ($\mu\text{g}/\text{m}^3$)
3011	3011-73	8/20/2024	14:18	70	47	S	South Lab Table Island Drawers (As Numbered)	0.00
3011	3011-74	8/21/2024	12:18	70	46	S	South Lab Table Island Drawers (As Numbered)	0.00
3011	3011-75	8/21/2024	12:18	70	46	S	South Lab Table Island Drawers (As Numbered)	0.00
3011	3011-76	8/20/2024	14:19	70	47	S	South Lab Table Island Drawers (As Numbered)	0.00
3011	3011-77	8/21/2024	12:19	70	46	S	South Lab Table Island Drawers (As Numbered)	0.00
3011	3011-78	8/20/2024	14:20	70	47	S	South Lab Table Island Drawers (As Numbered)	0.00
3011	3011-79	8/21/2024	12:19	70	46	S	South Lab Table Island Drawers (As Numbered)	0.00
3011	3011-80	8/20/2024	14:22	70	47	S	South Lab Table Island Drawers (As Numbered)	0.00
3011	3011-81	8/20/2024	14:23	70	47	S	South Lab Table Island Drawers (As Numbered)	0.00
3011	3011-82	8/21/2024	12:20	70	46	S	South Lab Table Island Drawers (As Numbered)	0.00
3011	3011-83	8/20/2024	14:24	70	47	S	South Lab Table Island Drawers (As Numbered)	0.00
3011	3011-84	8/20/2024	14:24	70	47	S	South Lab Table Island Drawers (As Numbered)	0.00
3011	3011-85	8/20/2024	14:25	70	48	S	South Lab Table Island Drawers (As Numbered)	0.00
3011	3011-86	8/21/2024	12:21	70	46	S	South Lab Table Island Drawers (As Numbered)	0.00
3011	3011-87	8/21/2024	12:21	70	46	S	South Lab Table Island Drawers (As Numbered)	0.00
3011	3011-88	8/20/2024	14:25	70	48	S	South Lab Table Island Drawers (As Numbered)	0.00
3011	3011-89	8/20/2024	14:26	70	48	S	South Lab Table Island Drawers (As Numbered)	0.00
3011	3011-90	8/20/2024	14:26	70	48	S	South Lab Table Island Drawers (As Numbered)	0.00
3011	3011-91	8/20/2024	14:27	70	48	S	South Lab Table Island Drawers (As Numbered)	0.00
3011	3011-92	8/21/2024	12:22	70	46	S	South Lab Table Island Drawers (As Numbered)	0.00
3011	3011-93	8/20/2024	14:28	70	48	S	South Lab Table Island Drawers (As Numbered)	0.00
3011	SLTIC-1	8/20/2024	14:29	70	48	S	South Lab Table Island Cabinets (Clockwise)	0.00
3011	SLTIC-2	8/20/2024	14:29	70	48	S	South Lab Table Island Cabinets (Clockwise)	0.00
3011	SLTIC-3	8/20/2024	14:30	70	48	S	South Lab Table Island Cabinets (Clockwise)	0.00
3011	SLTIC-4	8/20/2024	14:30	70	48	S	South Lab Table Island Cabinets (Clockwise)	0.00
3011	SLTIC-5	8/20/2024	14:31	70	48	S	South Lab Table Island Cabinets (Clockwise)	0.00
3011	SLTIC-6	8/20/2024	14:31	70	48	S	South Lab Table Island Cabinets (Clockwise)	0.00
3011	USLTI-1	8/20/2024	14:32	70	48	S	Under South Lab Table Island (NW)	0.00
3011	USLTI-2	8/20/2024	14:33	70	48	S	Under South Lab Table Island (NE)	0.00
3011	USLTI-3	8/20/2024	14:34	70	48	S	Under South Lab Table Island (W)	0.00
3011	USLTI-4	8/20/2024	14:35	70	48	S	Under South Lab Table Island (E)	0.00
3011	USLTI-5	8/20/2024	14:36	70	48	S	Under South Lab Table Island (SW)	0.00
3011	USLTI-6	8/20/2024	14:37	70	48	S	Under South Lab Table Island (SE)	0.00
3011	SFHC-1	8/20/2024	14:38	70	48	S	South Fume Hood Cabinet (Clockwise)	0.00
3011	SFHC-2	8/20/2024	14:38	70	48	S	South Fume Hood Cabinet (Clockwise)	0.00
3011	SFHC-3	8/20/2024	14:39	70	48	S	South Sink Cabinet	0.00
3011	USLT-1	8/20/2024	14:39	70	48	S	Under South Lab Table (East to West)	0.00
3011	USLT-2	8/20/2024	14:40	70	48	S	Under South Lab Table (East to West)	0.00
3011	USLT-3	8/20/2024	14:40	70	48	S	Under South Lab Table (East to West)	0.00
3011	3011-99	8/20/2024	14:41	70	48	S	Lab Table Drawers and Cabinets (As Numbered, note 94-98 were removed)	0.00
3011	3011-100	8/20/2024	14:41	70	48	S	Lab Table Drawers and Cabinets (As Numbered)	0.00
3011	3011-101	8/20/2024	14:42	70	48	S	Lab Table Drawers and Cabinets (As Numbered)	0.00
3011	3011-102	8/20/2024	14:42	70	48	S	Lab Table Drawers and Cabinets (As Numbered)	0.00
3011	3011-103	8/20/2024	14:43	70	48	S	Lab Table Drawers and Cabinets (As Numbered)	0.00
3011	3011-104	8/20/2024	14:43	70	48	S	Lab Table Drawers and Cabinets (As Numbered)	0.00
3011	3011-105	8/20/2024	14:44	70	48	S	Lab Table Drawers and Cabinets (As Numbered)	0.00
3011	3011-106	8/20/2024	14:44	70	48	S	Lab Table Drawers and Cabinets (As Numbered)	0.00
3011	3011-107	8/20/2024	14:45	70	48	S	Lab Table Drawers and Cabinets (As Numbered)	0.00
3011	3011-108	8/20/2024	14:45	70	48	S	Lab Table Drawers and Cabinets (As Numbered)	0.00
3011	3011-109	8/20/2024	14:46	70	48	S	Lab Table Drawers and Cabinets (As Numbered)	0.00
3011	3011-110	8/20/2024	14:46	70	48	S	Lab Table Drawers and Cabinets (As Numbered)	0.00
3011	3011-111	8/20/2024	14:47	70	48	S	Lab Table Drawers and Cabinets (As Numbered)	0.00
3011	3011-112	8/20/2024	14:48	70	48	S	Lab Table Drawers and Cabinets (As Numbered)	0.00
3011	3011-113	8/20/2024	14:49	70	48	S	Lab Table Drawers and Cabinets (As Numbered)	0.00
3011	3011-114	8/20/2024	14:49	70	48	S	Lab Table Drawers and Cabinets (As Numbered)	0.00
3011	3011-115	8/20/2024	14:50	70	48	S	Lab Table Drawers and Cabinets (As Numbered)	0.00
3011	3011-116	8/20/2024	14:50	70	48	S	Lab Table Drawers and Cabinets (As Numbered)	0.00
3011	3011-117	8/20/2024	14:51	70	48	S	Lab Table Drawers and Cabinets (As Numbered)	0.00
3011	3011-118	8/20/2024	14:51	70	48	S	Lab Table Drawers and Cabinets (As Numbered)	0.00
3011	WWS-1	8/20/2024	14:52	70	48	S	West Wall Equipment Storage Shelves (North to South)	0.00
3011	WWS-2	8/20/2024	14:52	70	48	S	West Wall Equipment Storage Shelves (North to South)	0.00
3011	WWS-3	8/20/2024	14:53	70	48	S	West Wall Equipment Storage Shelves (North to South)	0.00
3011	WWS-4	8/20/2024	14:54	70	48	S	West Wall Equipment Storage Shelves (North to South)	0.00
3011	NWC-1	8/20/2024	14:55	70	48	S	North Wall Cupboards (West to East)	0.00
3011	NWC-2	8/20/2024	14:55	70	48	S	North Wall Cupboards (West to East)	0.00
3011	NWC-3	8/20/2024	14:56	70	48	S	North Wall Cupboards (West to East)	0.00
3011	WWC-1	8/20/2024	14:56	70	48	S	West Wall Cupboards (North to South)	0.00
3011	WWC-2	8/20/2024	14:57	70	48	S	West Wall Cupboards (North to South)	0.00
3011	WWC-3	8/20/2024	14:57	70	48	S	West Wall Cupboards (North to South)	0.00
3011	WWC-4	8/20/2024	14:58	70	48	S	West Wall Cupboards (North to South)	0.00
3011	WWC-5	8/20/2024	14:58	70	48	S	West Wall Cupboards (North to South)	0.00
3011	WWC-6	8/20/2024	14:59	70	48	S	West Wall Cupboards (North to South)	0.00
3011	WWC-7	8/20/2024	15:00	70	48	S	West Wall Cupboards (North to South)	0.00
3011	WWC-8	8/20/2024	15:00	70	48	S	West Wall Cupboards (North to South)	0.00
3011	SWC-1	8/20/2024	15:01	70	48	S	South Wall Cupboards (East to West)	0.00
3011	SWC-2	8/20/2024	15:01	70	48	S	South Wall Cupboards (East to West)	0.00
3011	SWC-3	8/20/2024	15:02	70	48	S	South Wall Cupboards (East to West)	0.00
3011	EWC-1	8/20/2024	15:03	70	48	S	East Wall Cabinets (Clockwise)	0.00
3011	EWC-2	8/20/2024	15:03	70	48	S	East Wall Cabinets (Clockwise)	0.00
3011	UEWC-1	8/20/2024	15:04	70	48	S	Under East Wall Cabinets (Clockwise)	0.00
3011	UEWC-2	8/20/2024	15:04	70	48	S	Under East Wall Cabinets (Clockwise)	0.00

Building: Natural Science Building, Phase I							Survey Conducted By: Matt Holquist, Rachele Anthony, Robert Swick	
Location: SUNY Purchase							Project Name/Location: Renovate Natural Science Building Phase I/SUNY Purchase	
Project Number: 20186							Instrument: Jerome J405 Serial #: 40500555	
Zero Test: Start Jerome where no Mercury Vapor is present and reading should be Zero micrograms/cubic meter ($\mu\text{g}/\text{m}^3$)								
Sample Type: A=Ambient, conducted approximately 1 meter from the floor. S=Specific Location, conducted approximately 0.1 meter from the surface.								
Detection Limit (DL) for this unit is 0.01 micrograms/cubic meter ($\mu\text{g}/\text{m}^3$)								
Any reading less than 0.01 micrograms/cubic meter ($\mu\text{g}/\text{m}^3$) including 0 micrograms/cubic meter ($\mu\text{g}/\text{m}^3$) is considered <DL $\mu\text{g}/\text{m}^3$								
Room #	Location ID	Date	Time	Temp (°F)	Relative Humidity (%)	Sample Type	Notes	Results ($\mu\text{g}/\text{m}^3$)
3011	WWC-1	8/20/2024	15:05	70	48	S	West Wall Cabinet	0.00
3011	UWWC-1	8/20/2024	15:06	70	48	S	Under West Wall Cabinet	0.00
3028	A-1	8/20/2024	15:10	72	46	A	Ambient Room Readings (Clockwise)	0.00
3028	A-2	8/20/2024	15:10	72	46	A	Ambient Room Readings (Clockwise)	0.00
3028	A-3	8/20/2024	15:11	72	46	A	Ambient Room Readings (Clockwise)	0.00
3028	A-4	8/20/2024	15:11	72	46	A	Ambient Room Readings (Clockwise)	0.00
3028	A-5	8/20/2024	15:12	72	46	A	Ambient Room Readings (Clockwise)	0.00
3028	A-6	8/20/2024	15:12	72	46	A	Ambient Room Readings (Clockwise)	0.00
3028	A-7	8/20/2024	15:13	72	46	A	Ambient Room Readings (Clockwise)	0.00
3028	A-8	8/20/2024	15:13	72	46	A	Ambient Room Readings (Clockwise)	0.00
3028	A-9	8/20/2024	15:14	72	46	A	Ambient Room Readings (Clockwise)	0.00
3028	A-10	8/20/2024	15:14	72	46	A	Ambient Room Readings (Clockwise)	0.00
3028	A-11	8/20/2024	15:15	72	46	A	Ambient Room Readings (Clockwise)	0.00
3028	A-12	8/20/2024	15:15	72	46	A	Ambient Room Readings (Clockwise)	0.00
3028	A-13	8/20/2024	15:16	72	46	A	Ambient Room Readings (Clockwise)	0.00
3028	A-14	8/20/2024	15:16	72	46	A	Ambient Room Readings (Clockwise)	0.00
3028	A-15	8/20/2024	15:17	72	46	A	Ambient Room Readings (Clockwise)	0.00
3028	3028-001	8/20/2024	15:18	70	47	S	West Lab Table Drawers and Cabinets (As Numbered)	0.00
3028	3028-002	8/20/2024	15:18	70	47	S	West Lab Table Drawers and Cabinets (As Numbered)	0.00
3028	3028-003	8/20/2024	15:19	70	47	S	West Lab Table Drawers and Cabinets (As Numbered)	0.00
3028	3028-004	8/20/2024	15:19	70	47	S	West Lab Table Drawers and Cabinets (As Numbered)	0.00
3028	3028-005	8/20/2024	15:20	70	47	S	West Lab Table Drawers and Cabinets (As Numbered)	0.00
3028	3028-006	8/20/2024	15:20	70	47	S	West Lab Table Drawers and Cabinets (As Numbered)	0.00
3028	3028-007	8/20/2024	15:21	70	47	S	West Lab Table Drawers and Cabinets (As Numbered)	0.00
3028	3028-008	8/20/2024	15:21	70	47	S	West Lab Table Drawers and Cabinets (As Numbered)	0.00
3028	3028-009	8/20/2024	15:22	70	47	S	West Lab Table Drawers and Cabinets (As Numbered)	0.00
3028	3028-010	8/20/2024	15:22	70	47	S	West Lab Table Drawers and Cabinets (As Numbered)	0.00
3028	3028-011	8/20/2024	15:23	70	47	S	West Lab Table Drawers and Cabinets (As Numbered)	0.00
3028	3028-012	8/20/2024	15:23	70	47	S	West Lab Table Drawers and Cabinets (As Numbered)	0.00
3028	3028-013	8/20/2024	15:24	70	47	S	West Lab Table Drawers and Cabinets (As Numbered)	0.00
3028	3028-014	8/20/2024	15:24	70	47	S	West Lab Table Drawers and Cabinets (As Numbered)	0.00
3028	3028-015	8/20/2024	15:25	70	47	S	West Lab Table Drawers and Cabinets (As Numbered)	0.00
3028	3028-016	8/20/2024	15:25	70	47	S	West Lab Table Drawers and Cabinets (As Numbered)	0.00
3028	3028-017	8/20/2024	15:26	70	47	S	West Lab Table Drawers and Cabinets (As Numbered)	0.00
3028	WFHC-1	8/20/2024	15:27	70	47	S	West Fume Hood Cabinet (South to North)	0.00
3028	WFHC-2	8/20/2024	15:27	70	47	S	West Fume Hood Cabinet (South to North)	0.00
3028	WFHC-3	8/20/2024	15:28	70	47	S	West Fume Hood Cabinet (South to North)	0.00
3028	WFHC-4	8/20/2024	15:28	70	47	S	West Fume Hood Cabinet (South to North)	0.00
3028	3028-019	8/20/2024	15:29	70	47	S	Northwest Lab Table Island Drawers (As Numbered, note that no #18)	0.00
3028	3028-020	8/20/2024	15:29	70	47	S	Northwest Lab Table Island Drawers (As Numbered)	0.00
3028	3028-021	8/20/2024	15:30	70	47	S	Northwest Lab Table Island Drawers (As Numbered)	0.00
3028	3028-022	8/20/2024	15:30	70	47	S	Northwest Lab Table Island Drawers (As Numbered)	0.00
3028	3028-023	8/20/2024	15:31	70	47	S	Northwest Lab Table Island Drawers (As Numbered)	0.00
3028	3028-024	8/20/2024	15:31	70	47	S	Northwest Lab Table Island Drawers (As Numbered)	0.00
3028	3028-025	8/20/2024	15:32	70	47	S	Northwest Lab Table Island Drawers (As Numbered)	0.00
3028	3028-026	8/20/2024	15:32	70	47	S	Northwest Lab Table Island Drawers (As Numbered)	0.00
3028	3028-027	8/20/2024	15:33	70	47	S	Northwest Lab Table Island Drawers (As Numbered)	0.00
3028	3028-028	8/20/2024	15:33	70	47	S	Northwest Lab Table Island Drawers (As Numbered)	0.00
3028	3028-029	8/20/2024	15:34	70	47	S	Northwest Lab Table Island Drawers (As Numbered)	0.00
3028	3028-030	8/20/2024	15:34	70	47	S	Northwest Lab Table Island Drawers (As Numbered)	0.00
3028	3028-031	8/20/2024	15:35	70	47	S	Northwest Lab Table Island Drawers (As Numbered)	0.00
3028	3028-032	8/20/2024	15:35	70	47	S	Northwest Lab Table Island Drawers (As Numbered)	0.00
3028	3028-033	8/20/2024	15:36	70	47	S	Northwest Lab Table Island Drawers (As Numbered)	0.00
3028	3028-034	8/20/2024	15:36	70	47	S	Northwest Lab Table Island Drawers (As Numbered)	0.00
3028	3028-035	8/20/2024	15:37	70	47	S	Northwest Lab Table Island Drawers (As Numbered)	0.00
3028	3028-036	8/20/2024	15:37	70	47	S	Northwest Lab Table Island Drawers (As Numbered)	0.00
3028	3028-037	8/20/2024	15:38	70	47	S	Northwest Lab Table Island Drawers (As Numbered)	0.00
3028	3028-038	8/20/2024	15:38	70	47	S	Northwest Lab Table Island Drawers (As Numbered)	0.00
3028	3028-039	8/20/2024	15:39	70	47	S	Northwest Lab Table Island Drawers (As Numbered)	0.00
3028	3028-040	8/20/2024	15:39	70	47	S	Northwest Lab Table Island Drawers (As Numbered)	0.00
3028	3028-041	8/20/2024	15:40	70	47	S	Northwest Lab Table Island Drawers (As Numbered)	0.00
3028	3028-042	8/20/2024	15:40	70	47	S	Northwest Lab Table Island Drawers (As Numbered)	0.00
3028	3028-043	8/20/2024	15:41	70	47	S	Northwest Lab Table Island Drawers (As Numbered)	0.00
3028	3028-044	8/20/2024	15:41	70	47	S	Northwest Lab Table Island Drawers (As Numbered)	0.00
3028	3028-045	8/20/2024	15:42	70	47	S	Northwest Lab Table Island Drawers (As Numbered)	0.00
3028	3028-046	8/20/2024	15:42	70	47	S	Northwest Lab Table Island Drawers (As Numbered)	0.00
3028	3028-047	8/20/2024	15:43	70	47	S	Northwest Lab Table Island Drawers (As Numbered)	0.00
3028	3028-048	8/20/2024	15:43	70	47	S	Northwest Lab Table Island Drawers (As Numbered)	0.00
3028	3028-049	8/20/2024	15:44	70	47	S	Northwest Lab Table Island Drawers (As Numbered)	0.00
3028	3028-050	8/20/2024	15:44	70	47	S	Northwest Lab Table Island Drawers (As Numbered)	0.00
3028	3028-051	8/20/2024	15:45	70	47	S	Northwest Lab Table Island Drawers (As Numbered)	0.00
3028	3028-052	8/20/2024	15:45	70	47	S	Northwest Lab Table Island Drawers (As Numbered)	0.00
3028	3028-053	8/20/2024	15:46	70	47	S	Northwest Lab Table Island Drawers (As Numbered)	0.00
3028	3028-054	8/20/2024	15:46	70	47	S	Northwest Lab Table Island Drawers (As Numbered)	0.00
3028	3028-055	8/20/2024	15:47	70	47	S	Northwest Lab Table Island Drawers (As Numbered)	0.00
3028	3028-056	8/20/2024	15:47	70	47	S	Northwest Lab Table Island Drawers (As Numbered)	0.00
3028	3028-057	8/20/2024	15:48	70	47	S	Northwest Lab Table Island Drawers (As Numbered)	0.00
3028	3028-058	8/20/2024	15:48	70	47	S	Northwest Lab Table Island Drawers (As Numbered)	0.00
3028	NWLTIC-1	8/20/2024	15:49	70	47	S	Northwest Lab Table Island Cabinets (Clockwise)	0.00
3028	NWLTIC-2	8/20/2024	15:49	70	47	S	Northwest Lab Table Island Cabinets (Clockwise)	0.00
3028	NWLTIC-3	8/20/2024	15:50	70	47	S	Northwest Lab Table Island Cabinets (Clockwise)	0.00

Building: Natural Science Building, Phase I							Survey Conducted By: Matt Holquist, Rachele Anthony, Robert Swick	
Location: SUNY Purchase							Project Name/Location: Renovate Natural Science Building Phase I/SUNY Purchase	
Project Number: 20186							Instrument: Jerome J405 Serial #: 40500555	
Zero Test: Start Jerome where no Mercury Vapor is present and reading should be Zero micrograms/cubic meter ($\mu\text{g}/\text{m}^3$)								
Sample Type: A=Ambient, conducted approximately 1 meter from the floor. S=Specific Location, conducted approximately 0.1 meter from the surface.								
Detection Limit (DL) for this unit is 0.01 micrograms/cubic meter ($\mu\text{g}/\text{m}^3$)								
Any reading less than 0.01 micrograms/cubic meter ($\mu\text{g}/\text{m}^3$) including 0 micrograms/cubic meter ($\mu\text{g}/\text{m}^3$) is considered <DL $\mu\text{g}/\text{m}^3$								
Room #	Location ID	Date	Time	Temp (°F)	Relative Humidity (%)	Sample Type	Notes	Results ($\mu\text{g}/\text{m}^3$)
3028	NWLTIC-4	8/20/2024	15:50	70	47	S	Northwest Lab Table Island Cabinets (Clockwise)	0.00
3028	NWLTIC-5	8/20/2024	15:51	70	47	S	Northwest Lab Table Island Cabinets (Clockwise)	0.00
3028	NWLTIC-6	8/20/2024	15:51	70	47	S	Northwest Lab Table Island Cabinets (Clockwise)	0.00
3028	NWLTIC-7	8/20/2024	15:52	70	47	S	Northwest Lab Table Island Cabinets (Clockwise)	0.00
3028	NWLTIC-8	8/20/2024	15:52	70	47	S	Northwest Lab Table Island Cabinets (Clockwise)	0.00
3028	3028-059	8/20/2024	15:53	70	47	S	Northeast Lab Table Island Drawers (As Numbered)	0.00
3028	3028-060	8/20/2024	15:53	70	47	S	Northeast Lab Table Island Drawers (As Numbered)	0.00
3028	3028-061	8/20/2024	15:54	70	47	S	Northeast Lab Table Island Drawers (As Numbered)	0.00
3028	3028-062	8/20/2024	15:54	70	47	S	Northeast Lab Table Island Drawers (As Numbered)	0.00
3028	3028-063	8/20/2024	15:55	70	47	S	Northeast Lab Table Island Drawers (As Numbered)	0.00
3028	3028-064	8/20/2024	15:55	70	47	S	Northeast Lab Table Island Drawers (As Numbered)	0.00
3028	3028-065	8/20/2024	15:56	70	47	S	Northeast Lab Table Island Drawers (As Numbered)	0.00
3028	3028-066	8/20/2024	15:56	70	47	S	Northeast Lab Table Island Drawers (As Numbered)	0.00
3028	3028-067	8/20/2024	15:57	70	47	S	Northeast Lab Table Island Drawers (As Numbered)	0.00
3028	3028-068	8/20/2024	15:57	70	47	S	Northeast Lab Table Island Drawers (As Numbered)	0.00
3028	3028-069	8/20/2024	15:58	70	47	S	Northeast Lab Table Island Drawers (As Numbered)	0.00
3028	3028-070	8/20/2024	15:58	70	47	S	Northeast Lab Table Island Drawers (As Numbered)	0.00
3028	3028-071	8/20/2024	15:59	70	47	S	Northeast Lab Table Island Drawers (As Numbered)	0.00
3028	3028-072	8/20/2024	15:59	70	47	S	Northeast Lab Table Island Drawers (As Numbered)	0.00
3028	3028-073	8/20/2024	16:00	70	47	S	Northeast Lab Table Island Drawers (As Numbered)	0.00
3028	3028-074	8/20/2024	16:00	70	47	S	Northeast Lab Table Island Drawers (As Numbered)	0.00
3028	3028-075	8/20/2024	16:01	70	47	S	Northeast Lab Table Island Drawers (As Numbered)	0.00
3028	3028-076	8/20/2024	16:01	70	47	S	Northeast Lab Table Island Drawers (As Numbered)	0.00
3028	3028-077	8/20/2024	16:02	70	47	S	Northeast Lab Table Island Drawers (As Numbered)	0.00
3028	3028-078	8/20/2024	16:02	70	47	S	Northeast Lab Table Island Drawers (As Numbered)	0.00
3028	3028-079	8/20/2024	16:03	70	47	S	Northeast Lab Table Island Drawers (As Numbered)	0.00
3028	3028-080	8/20/2024	16:03	70	47	S	Northeast Lab Table Island Drawers (As Numbered)	0.00
3028	3028-081	8/20/2024	16:04	70	47	S	Northeast Lab Table Island Drawers (As Numbered)	0.00
3028	3028-082	8/20/2024	16:04	70	47	S	Northeast Lab Table Island Drawers (As Numbered)	0.00
3028	3028-083	8/20/2024	16:05	70	47	S	Northeast Lab Table Island Drawers (As Numbered)	0.00
3028	3028-084	8/20/2024	16:05	70	47	S	Northeast Lab Table Island Drawers (As Numbered)	0.00
3028	3028-085	8/20/2024	16:06	70	47	S	Northeast Lab Table Island Drawers (As Numbered)	0.00
3028	3028-086	8/20/2024	16:06	70	47	S	Northeast Lab Table Island Drawers (As Numbered)	0.00
3028	3028-087	8/20/2024	16:07	70	47	S	Northeast Lab Table Island Drawers (As Numbered)	0.00
3028	3028-088	8/20/2024	16:07	70	47	S	Northeast Lab Table Island Drawers (As Numbered)	0.00
3028	3028-089	8/20/2024	16:08	70	47	S	Northeast Lab Table Island Drawers (As Numbered)	0.00
3028	3028-090	8/20/2024	16:08	70	47	S	Northeast Lab Table Island Drawers (As Numbered)	0.00
3028	3028-091	8/20/2024	16:09	70	47	S	Northeast Lab Table Island Drawers (As Numbered)	0.00
3028	3028-092	8/20/2024	16:09	70	47	S	Northeast Lab Table Island Drawers (As Numbered)	0.00
3028	3028-093	8/20/2024	16:10	70	47	S	Northeast Lab Table Island Drawers (As Numbered)	0.00
3028	3028-094	8/20/2024	16:10	70	47	S	Northeast Lab Table Island Drawers (As Numbered)	0.00
3028	3028-095	8/20/2024	16:11	70	47	S	Northeast Lab Table Island Drawers (As Numbered)	0.00
3028	3028-096	8/20/2024	16:11	70	47	S	Northeast Lab Table Island Drawers (As Numbered)	0.00
3028	3028-097	8/20/2024	16:12	70	47	S	Northeast Lab Table Island Drawers (As Numbered)	0.00
3028	3028-098	8/20/2024	16:12	70	47	S	Northeast Lab Table Island Drawers (As Numbered)	0.00
3028	NELTIC-1	8/20/2024	16:13	70	47	S	Northeast Lab Table Island Cabinets (Clockwise)	0.00
3028	NELTIC-2	8/20/2024	16:13	70	47	S	Northeast Lab Table Island Cabinets (Clockwise)	0.00
3028	NELTIC-3	8/20/2024	16:14	70	47	S	Northeast Lab Table Island Cabinets (Clockwise)	0.00
3028	NELTIC-4	8/20/2024	16:14	70	47	S	Northeast Lab Table Island Cabinets (Clockwise)	0.00
3028	NELTIC-5	8/20/2024	16:15	70	47	S	Northeast Lab Table Island Cabinets (Clockwise)	0.00
3028	NELTIC-6	8/20/2024	16:15	70	47	S	Northeast Lab Table Island Cabinets (Clockwise)	0.00
3028	NELTIC-7	8/20/2024	16:16	70	47	S	Northeast Lab Table Island Cabinets (Clockwise)	0.00
3028	NELTIC-8	8/20/2024	16:16	70	47	S	Northeast Lab Table Island Cabinets (Clockwise)	0.00
3028	3028-099	8/20/2024	16:17	70	46	S	South Lab Table Island Drawers (As Numbered)	0.00
3028	3028-100	8/20/2024	16:17	70	46	S	South Lab Table Island Drawers (As Numbered)	0.00
3028	3028-101	8/20/2024	16:18	70	46	S	South Lab Table Island Drawers (As Numbered)	0.00
3028	3028-102	8/20/2024	16:18	70	46	S	South Lab Table Island Drawers (As Numbered)	0.00
3028	3028-103	8/20/2024	16:19	70	46	S	South Lab Table Island Drawers (As Numbered)	0.00
3028	3028-104	8/20/2024	16:19	70	46	S	South Lab Table Island Drawers (As Numbered)	0.00
3028	3028-105	8/20/2024	16:20	70	46	S	South Lab Table Island Drawers (As Numbered)	0.00
3028	3028-106	8/20/2024	16:20	70	46	S	South Lab Table Island Drawers (As Numbered)	0.00
3028	3028-107	8/20/2024	16:21	70	46	S	South Lab Table Island Drawers (As Numbered)	0.00
3028	3028-108	8/20/2024	16:21	70	46	S	South Lab Table Island Drawers (As Numbered)	0.00
3028	3028-109	8/20/2024	16:22	70	46	S	South Lab Table Island Drawers (As Numbered)	0.00
3028	3028-110	8/20/2024	16:22	70	46	S	South Lab Table Island Drawers (As Numbered)	0.00
3028	3028-111	8/20/2024	16:23	70	46	S	South Lab Table Island Drawers (As Numbered)	0.00
3028	3028-112	8/20/2024	16:23	70	46	S	South Lab Table Island Drawers (As Numbered) Drawer marked. Consistent elevated readings within drawer ranging between 0.67 and 77.01, with higher readings at the outer edges/seams and the lower readings nearer to the middle of the metal drawer.	77.01
3028	3028-113	8/20/2024	16:26	70	46	S	South Lab Table Island Drawers (As Numbered)	0.00
3028	3028-114	8/20/2024	16:26	70	46	S	South Lab Table Island Drawers (As Numbered)	0.00
3028	3028-115	8/20/2024	16:27	70	46	S	South Lab Table Island Drawers (As Numbered)	0.00
3028	3028-116	8/20/2024	16:27	70	46	S	South Lab Table Island Drawers (As Numbered)	0.00
3028	3028-117	8/20/2024	16:28	70	46	S	South Lab Table Island Drawers (As Numbered)	0.00
3028	3028-118	8/20/2024	16:28	70	46	S	South Lab Table Island Drawers (As Numbered)	0.00
3028	3028-119	8/20/2024	16:29	70	46	S	South Lab Table Island Drawers (As Numbered)	0.00
3028	3028-120	8/20/2024	16:29	70	46	S	South Lab Table Island Drawers (As Numbered)	0.00
3028	3028-121	8/20/2024	16:30	70	46	S	South Lab Table Island Drawers (As Numbered)	0.00
3028	3028-122	8/20/2024	16:30	70	46	S	South Lab Table Island Drawers (As Numbered)	0.00
3028	3028-123	8/20/2024	16:31	70	46	S	South Lab Table Island Drawers (As Numbered)	0.00
3028	3028-124	8/20/2024	16:31	70	46	S	South Lab Table Island Drawers (As Numbered)	0.00

Building: Natural Science Building, Phase I							Survey Conducted By: Matt Holquist, Rachele Anthony, Robert Swick	
Location: SUNY Purchase							Project Name/Location: Renovate Natural Science Building Phase I/SUNY Purchase	
Project Number: 20186							Instrument: Jerome J405 Serial #: 40500555	
Zero Test: Start Jerome where no Mercury Vapor is present and reading should be Zero micrograms/cubic meter ($\mu\text{g}/\text{m}^3$)								
Sample Type: A=Ambient, conducted approximately 1 meter from the floor. S=Specific Location, conducted approximately 0.1 meter from the surface.								
Detection Limit (DL) for this unit is 0.01 micrograms/cubic meter ($\mu\text{g}/\text{m}^3$)								
Any reading less than 0.01 micrograms/cubic meter ($\mu\text{g}/\text{m}^3$) including 0 micrograms/cubic meter ($\mu\text{g}/\text{m}^3$) is considered <DL $\mu\text{g}/\text{m}^3$								
Room #	Location ID	Date	Time	Temp (°F)	Relative Humidity (%)	Sample Type	Notes	Results ($\mu\text{g}/\text{m}^3$)
3028	3028-125	8/20/2024	16:32	70	46	S	South Lab Table Island Drawers (As Numbered)	0.00
3028	3028-126	8/20/2024	16:32	70	46	S	South Lab Table Island Drawers (As Numbered)	0.00
3028	3028-127	8/20/2024	16:33	70	46	S	South Lab Table Island Drawers (As Numbered)	0.00
3028	3028-128	8/20/2024	16:33	70	46	S	South Lab Table Island Drawers (As Numbered)	0.00
3028	3028-129	8/20/2024	16:34	70	46	S	South Lab Table Island Drawers (As Numbered)	0.00
3028	3028-130	8/20/2024	16:34	70	46	S	South Lab Table Island Drawers (As Numbered)	0.00
3028	3028-131	8/20/2024	16:35	70	46	S	South Lab Table Island Drawers (As Numbered)	0.00
3028	3028-132	8/20/2024	16:35	70	46	S	South Lab Table Island Drawers (As Numbered)	0.00
3028	3028-133	8/20/2024	16:36	70	46	S	South Lab Table Island Drawers (As Numbered)	0.00
3028	3028-134	8/20/2024	16:36	70	46	S	South Lab Table Island Drawers (As Numbered)	0.00
3028	3028-135	8/20/2024	16:37	70	46	S	South Lab Table Island Drawers (As Numbered)	0.00
3028	3028-136	8/20/2024	16:37	70	46	S	South Lab Table Island Drawers (As Numbered)	0.00
3028	3028-137	8/20/2024	16:38	70	46	S	South Lab Table Island Drawers (As Numbered)	0.00
3028	3028-138	8/20/2024	16:38	70	46	S	South Lab Table Island Drawers (As Numbered)	0.00
3028	SLTIC-1	8/20/2024	16:39	70	46	S	South Lab Table Island Cabinets (Clockwise)	0.00
3028	SLTIC-2	8/20/2024	16:39	70	46	S	South Lab Table Island Cabinets (Clockwise)	0.00
3028	SLTIC-3	8/20/2024	16:40	70	46	S	South Lab Table Island Cabinets (Clockwise)	0.00
3028	SLTIC-4	8/20/2024	16:40	70	46	S	South Lab Table Island Cabinets (Clockwise)	0.00
3028	SLTIC-5	8/20/2024	16:41	70	46	S	South Lab Table Island Cabinets (Clockwise)	0.00
3028	SLTIC-6	8/20/2024	16:41	70	46	S	South Lab Table Island Cabinets (Clockwise)	0.00
3028	SLTIC-7	8/20/2024	16:42	70	46	S	South Lab Table Island Cabinets (Clockwise)	0.00
3028	SLTIC-8	8/20/2024	16:42	70	46	S	South Lab Table Island Cabinets (Clockwise)	0.00
3028	3028-139	8/20/2024	16:43	70	46	S	South Lab Table Drawers and Cabinets (As Numbered)	0.00
3028	3028-140	8/20/2024	16:43	70	46	S	South Lab Table Drawers and Cabinets (As Numbered)	0.00
3028	3028-141	8/20/2024	16:44	70	46	S	South Lab Table Drawers and Cabinets (As Numbered)	0.00
3028	3028-142	8/20/2024	16:44	70	46	S	South Lab Table Drawers and Cabinets (As Numbered)	0.00
3028	3028-143	8/20/2024	16:45	70	46	S	South Lab Table Drawers and Cabinets (As Numbered)	0.00
3028	3028-144	8/20/2024	16:45	70	46	S	South Lab Table Drawers and Cabinets (As Numbered)	0.00
3028	3028-145	8/20/2024	16:46	70	46	S	South Lab Table Drawers and Cabinets (As Numbered)	0.00
3028	3028-146	8/20/2024	16:46	70	46	S	South Lab Table Drawers and Cabinets (As Numbered)	0.00
3028	3028-147	8/20/2024	16:47	70	46	S	South Lab Table Drawers and Cabinets (As Numbered)	0.00
3028	3028-148	8/20/2024	16:47	70	46	S	South Lab Table Drawers and Cabinets (As Numbered)	0.00
3028	3028-149	8/20/2024	16:48	70	46	S	South Lab Table Drawers and Cabinets (As Numbered)	0.00
3028	SLTSC-1	8/20/2024	16:48	70	46	S	South Lab Table Sink Cabinets (Clockwise)	0.00
3028	SWC-1	8/20/2024	16:49	70	46	S	South Wall Cupboards (East to West)	0.00
3028	SWC-2	8/20/2024	16:49	70	46	S	South Wall Cupboards (East to West)	0.00
3028	WWC-1	8/20/2024	16:50	70	46	S	West Wall Cupboards (South to North)	0.00
3028	WWC-2	8/20/2024	16:50	70	46	S	West Wall Cupboards (South to North)	0.00
3028	WWC-3	8/20/2024	16:51	70	46	S	West Wall Cupboards (South to North)	0.00
3028	WWC-4	8/20/2024	16:51	70	46	S	West Wall Cupboards (South to North)	0.00
3028	UWLT-1	8/20/2024	16:52	70	45	S	Under West Wall Lab Tables and Fume Hoods (South to North)	0.00
3028	UWLT-2	8/20/2024	16:53	70	45	S	Under West Wall Lab Tables and Fume Hoods (South to North)	0.00
3028	UWLT-3	8/20/2024	16:54	70	45	S	Under West Wall Lab Tables and Fume Hoods (South to North)	0.00
3028	UWLT-4	8/20/2024	16:55	70	45	S	Under West Wall Lab Tables and Fume Hoods (South to North)	0.00
3028	UWLT-5	8/20/2024	16:56	70	45	S	Under West Wall Lab Tables and Fume Hoods (South to North)	0.00
3028	USLTI-1	8/20/2024	16:57	70	45	S	Under South Lab Table Island (NE) Consistent elevated readings ranging between 3.42 and 7.73.	7.73
3028	USLTI-2	8/20/2024	17:00	70	45	S	Under South Lab Table Island (NW) Consistent elevated readings ranging between 1.02 and 1.71.	1.71
3028	USLTI-3	8/20/2024	17:04	70	45	S	Under South Lab Table Island (SE) Consistent elevated readings ranging between 28.7 and 128.0.	128.0
3028	USLTI-4	8/20/2024	17:08	70	45	S	Under South Lab Table Island (SW) Consistent elevated readings ranging between 5.44 and 35.13.	35.13
3028	USWLT-1	8/20/2024	17:11	70	45	S	Under South Wall Lab Table (West to East) Consistent elevated readings ranging between 1.68 and 12.94.	12.94
3028	USWLT-2	8/20/2024	17:15	70	45	S	Under South Wall Lab Table (West to East) Consistent elevated readings ranging between 1.80 and 8.42.	8.42
3028	UNWLT-1	8/20/2024	17:20	70	45	S	Under Northwest Lab Table Island (NE) Consistent elevated readings ranging between 0.71 and 1.78.	1.78
3028	UNWLT-2	8/20/2024	17:24	70	45	S	Under Northwest Lab Table Island (SE) Consistent elevated readings ranging between 2.91 and 4.89.	4.89
3028	UNWLT-3	8/20/2024	17:28	70	44	S	Under Northwest Lab Table Island (SW) Consistent elevated readings ranging between 1.51 and 2.56.	2.56
3028	UNWLT-4	8/20/2024	17:32	70	44	S	Under Northwest Lab Table Island (NW) Consistent elevated readings ranging between 2.57 and 5.70.	5.70
3028	UNELTI-1	8/20/2024	17:34	70	44	S	Under Northeast Lab Table Island (NE) Consistent elevated readings ranging between 0.8 and 2.82.	2.82
3028	UNELTI-2	8/20/2024	17:37	70	44	S	Under Northeast Lab Table Island (SE)	0.00
3028	UNELTI-3	8/20/2024	17:38	70	44	S	Under Northeast Lab Table Island (SW)	0.00
3028	UNELTI-4	8/20/2024	17:40	70	44	S	Under Northeast Lab Table Island (NW) Consistent elevated readings ranging between 4.83 and 20.98.	20.98
3032	A-1	8/21/2024	9:00	70	47	A	Ambient Room Readings (Clockwise)	0.00
3032	A-2	8/21/2024	9:00	70	47	A	Ambient Room Readings (Clockwise)	0.00
3032	A-3	8/21/2024	9:01	70	47	A	Ambient Room Readings (Clockwise)	0.00
3032	A-4	8/21/2024	9:01	70	47	A	Ambient Room Readings (Clockwise)	0.00
3032	A-5	8/21/2024	9:02	70	47	A	Ambient Room Readings (Clockwise)	0.00
3032	A-6	8/21/2024	9:02	70	47	A	Ambient Room Readings (Clockwise)	0.00
3032	A-7	8/21/2024	9:03	70	47	A	Ambient Room Readings (Clockwise)	0.00
3032	A-8	8/21/2024	9:03	70	47	A	Ambient Room Readings (Clockwise)	0.00
3032	A-9	8/21/2024	9:04	70	47	A	Ambient Room Readings (Clockwise)	0.00
3032	A-10	8/21/2024	9:04	70	47	A	Ambient Room Readings (Clockwise)	0.00
3032	A-11	8/21/2024	9:05	70	47	A	Ambient Room Readings (Clockwise)	0.00
3032	A-12	8/21/2024	9:05	70	47	A	Ambient Room Readings (Clockwise)	0.00

Building: Natural Science Building, Phase I							Survey Conducted By: Matt Holquist, Rachele Anthony, Robert Swick	
Location: SUNY Purchase							Project Name/Location: Renovate Natural Science Building Phase I/SUNY Purchase	
Project Number: 20186							Instrument: Jerome J405 Serial #: 40500555	
Zero Test: Start Jerome where no Mercury Vapor is present and reading should be Zero micrograms/cubic meter ($\mu\text{g}/\text{m}^3$)								
Sample Type: A=Ambient, conducted approximately 1 meter from the floor. S=Specific Location, conducted approximately 0.1 meter from the surface.								
Detection Limit (DL) for this unit is 0.01 micrograms/cubic meter ($\mu\text{g}/\text{m}^3$)								
Any reading less than 0.01 micrograms/cubic meter ($\mu\text{g}/\text{m}^3$) including 0 micrograms/cubic meter ($\mu\text{g}/\text{m}^3$) is considered <DL $\mu\text{g}/\text{m}^3$								
Room #	Location ID	Date	Time	Temp (°F)	Relative Humidity (%)	Sample Type	Notes	Results ($\mu\text{g}/\text{m}^3$)
3032	A-13	8/21/2024	9:06	70	47	A	Ambient Room Readings (Clockwise)	0.00
3032	A-14	8/21/2024	9:06	70	47	A	Ambient Room Readings (Clockwise)	0.00
3032	A-15	8/21/2024	9:07	70	47	A	Ambient Room Readings (Clockwise)	0.00
3032	3032-01	8/21/2024	9:10	70	47	S	West Wall Lab Table Drawers and Cabinets (As Numbered) Note that some of the drawers had been moved and were located out of order, however with readings being zero it is not an issue.	0.00
3032	3032-02	8/21/2024	9:10	70	47	S	West Wall Lab Table Drawers and Cabinets (As Numbered)	0.00
3032	3032-03	8/21/2024	9:11	70	47	S	West Wall Lab Table Drawers and Cabinets (As Numbered)	0.00
3032	3032-04	8/21/2024	9:11	70	47	S	West Wall Lab Table Drawers and Cabinets (As Numbered)	0.00
3032	3032-05	8/21/2024	9:12	70	47	S	West Wall Lab Table Drawers and Cabinets (As Numbered)	0.00
3032	3032-06	8/21/2024	9:12	70	47	S	West Wall Lab Table Drawers and Cabinets (As Numbered)	0.00
3032	3032-07	8/21/2024	9:13	70	47	S	West Wall Lab Table Drawers and Cabinets (As Numbered)	0.00
3032	3032-08	8/21/2024	9:13	70	47	S	West Wall Lab Table Drawers and Cabinets (As Numbered)	0.00
3032	3032-09	8/21/2024	9:14	70	47	S	West Wall Lab Table Drawers and Cabinets (As Numbered)	0.00
3032	3032-10	8/21/2024	9:14	70	47	S	West Wall Lab Table Drawers and Cabinets (As Numbered)	0.00
3032	3032-11	8/21/2024	9:15	70	47	S	West Wall Lab Table Drawers and Cabinets (As Numbered)	0.00
3032	3032-12	8/21/2024	9:15	70	47	S	West Wall Lab Table Drawers and Cabinets (As Numbered)	0.00
3032	3032-13	8/21/2024	9:16	70	47	S	West Wall Lab Table Drawers and Cabinets (As Numbered)	0.00
3032	3032-14	8/21/2024	9:16	70	47	S	West Wall Lab Table Drawers and Cabinets (As Numbered)	0.00
3032	3032-15	8/21/2024	9:17	70	47	S	West Wall Lab Table Drawers and Cabinets (As Numbered)	0.00
3032	3032-16	8/21/2024	9:17	70	47	S	West Wall Lab Table Drawers and Cabinets (As Numbered)	0.00
3032	3032-17	8/21/2024	9:18	70	47	S	West Wall Lab Table Drawers and Cabinets (As Numbered)	0.00
3032	3032-18	8/21/2024	9:18	70	47	S	West Wall Lab Table Drawers and Cabinets (As Numbered)	0.00
3032	WWFHC-1	8/21/2024	9:19	70	47	S	West Wall Fume Hood Cabinet	0.00
3032	WWSC-1	8/21/2024	9:19	70	47	S	West Wall Sink Cabinet	0.00
3032	3032-19	8/21/2024	9:22	70	47	S	North Lab Table Island Drawers and Cabinets (As Numbered)	0.00
3032	3032-20	8/21/2024	9:22	70	47	S	North Lab Table Island Drawers and Cabinets (As Numbered)	0.00
3032	3032-21	8/21/2024	9:23	70	47	S	North Lab Table Island Drawers and Cabinets (As Numbered)	0.00
3032	3032-22	8/21/2024	9:23	70	47	S	North Lab Table Island Drawers and Cabinets (As Numbered)	0.00
3032	3032-23	8/21/2024	9:24	70	47	S	North Lab Table Island Drawers and Cabinets (As Numbered)	0.00
3032	3032-24	8/21/2024	9:24	70	47	S	North Lab Table Island Drawers and Cabinets (As Numbered)	0.00
3032	3032-25	8/21/2024	9:25	70	47	S	North Lab Table Island Drawers and Cabinets (As Numbered)	0.00
3032	3032-26	8/21/2024	9:25	70	47	S	North Lab Table Island Drawers and Cabinets (As Numbered)	0.00
3032	3032-27	8/21/2024	9:26	70	47	S	North Lab Table Island Drawers and Cabinets (As Numbered)	0.00
3032	3032-28	8/21/2024	9:26	70	47	S	North Lab Table Island Drawers and Cabinets (As Numbered)	0.00
3032	3032-29	8/21/2024	9:27	70	47	S	North Lab Table Island Drawers and Cabinets (As Numbered)	0.00
3032	3032-30	8/21/2024	9:27	70	47	S	North Lab Table Island Drawers and Cabinets (As Numbered)	0.00
3032	3032-31	8/21/2024	9:28	70	47	S	North Lab Table Island Drawers and Cabinets (As Numbered)	0.00
3032	3032-32	8/21/2024	9:28	70	47	S	North Lab Table Island Drawers and Cabinets (As Numbered)	0.00
3032	3032-33	8/21/2024	9:29	70	47	S	North Lab Table Island Drawers and Cabinets (As Numbered)	0.00
3032	3032-34	8/21/2024	9:29	70	47	S	North Lab Table Island Drawers and Cabinets (As Numbered)	0.00
3032	3032-35	8/21/2024	9:30	70	47	S	North Lab Table Island Drawers and Cabinets (As Numbered)	0.00
3032	3032-36	8/21/2024	9:30	70	47	S	North Lab Table Island Drawers and Cabinets (As Numbered)	0.00
3032	3032-37	8/21/2024	9:31	70	47	S	North Lab Table Island Drawers and Cabinets (As Numbered)	0.00
3032	3032-38	8/21/2024	9:31	70	47	S	North Lab Table Island Drawers and Cabinets (As Numbered)	0.00
3032	3032-39	8/21/2024	9:32	70	47	S	North Lab Table Island Drawers and Cabinets (As Numbered)	0.00
3032	3032-40	8/21/2024	9:32	70	47	S	North Lab Table Island Drawers and Cabinets (As Numbered)	0.00
3032	3032-41	8/21/2024	9:33	70	47	S	North Lab Table Island Drawers and Cabinets (As Numbered)	0.00
3032	3032-42	8/21/2024	9:33	70	47	S	North Lab Table Island Drawers and Cabinets (As Numbered)	0.00
3032	3032-43	8/21/2024	9:34	70	47	S	North Lab Table Island Drawers and Cabinets (As Numbered)	0.00
3032	3032-44	8/21/2024	9:34	70	47	S	North Lab Table Island Drawers and Cabinets (As Numbered)	0.00
3032	3032-45	8/21/2024	9:35	70	47	S	North Lab Table Island Drawers and Cabinets (As Numbered)	0.00
3032	3032-46	8/21/2024	9:35	70	47	S	North Lab Table Island Drawers and Cabinets (As Numbered)	0.00
3032	3032-47	8/21/2024	9:36	70	47	S	North Lab Table Island Drawers and Cabinets (As Numbered)	0.00
3032	3032-48	8/21/2024	9:36	70	47	S	North Lab Table Island Drawers and Cabinets (As Numbered)	0.00
3032	3032-49	8/21/2024	9:37	70	47	S	North Lab Table Island Drawers and Cabinets (As Numbered)	0.00
3032	3032-50	8/21/2024	9:37	70	47	S	North Lab Table Island Drawers and Cabinets (As Numbered)	0.00
3032	3032-51	8/21/2024	9:39	70	47	S	West Lab Table Island Drawers and Cabinets (As Numbered)	0.00
3032	3032-52	8/21/2024	9:39	70	47	S	West Lab Table Island Drawers and Cabinets (As Numbered)	0.00
3032	3032-53	8/21/2024	9:40	70	47	S	West Lab Table Island Drawers and Cabinets (As Numbered)	0.00
3032	3032-54	8/21/2024	9:40	70	47	S	West Lab Table Island Drawers and Cabinets (As Numbered)	0.00
3032	3032-55	8/21/2024	9:41	70	47	S	West Lab Table Island Drawers and Cabinets (As Numbered)	0.00
3032	3032-56	8/21/2024	9:41	70	47	S	West Lab Table Island Drawers and Cabinets (As Numbered)	0.00
3032	3032-57	8/21/2024	9:42	70	47	S	West Lab Table Island Drawers and Cabinets (As Numbered)	0.00
3032	3032-58	8/21/2024	9:42	70	47	S	West Lab Table Island Drawers and Cabinets (As Numbered)	0.00
3032	3032-59	8/21/2024	9:43	70	47	S	West Lab Table Island Drawers and Cabinets (As Numbered)	0.00
3032	3032-60	8/21/2024	9:43	70	47	S	West Lab Table Island Drawers and Cabinets (As Numbered)	0.00
3032	3032-61	8/21/2024	9:44	70	47	S	West Lab Table Island Drawers and Cabinets (As Numbered)	0.00
3032	3032-62	8/21/2024	9:44	70	47	S	West Lab Table Island Drawers and Cabinets (As Numbered)	0.00
3032	3032-63	8/21/2024	9:45	70	47	S	West Lab Table Island Drawers and Cabinets (As Numbered)	0.00
3032	3032-64	8/21/2024	9:45	70	47	S	West Lab Table Island Drawers and Cabinets (As Numbered)	0.00
3032	3032-65	8/21/2024	9:46	70	47	S	West Lab Table Island Drawers and Cabinets (As Numbered)	0.00
3032	3032-66	8/21/2024	9:46	70	47	S	West Lab Table Island Drawers and Cabinets (As Numbered)	0.00
3032	3032-67	8/21/2024	9:47	70	47	S	West Lab Table Island Drawers and Cabinets (As Numbered)	0.00
3032	3032-68	8/21/2024	9:47	70	47	S	West Lab Table Island Drawers and Cabinets (As Numbered)	0.00
3032	3032-69	8/21/2024	9:48	70	47	S	West Lab Table Island Drawers and Cabinets (As Numbered)	0.00
3032	3032-70	8/21/2024	9:48	70	47	S	West Lab Table Island Drawers and Cabinets (As Numbered)	0.00
3032	3032-71	8/21/2024	9:49	70	47	S	West Lab Table Island Drawers and Cabinets (As Numbered)	0.00
3032	3032-72	8/21/2024	9:49	70	47	S	West Lab Table Island Drawers and Cabinets (As Numbered)	0.00
3032	3032-73	8/21/2024	9:50	70	47	S	West Lab Table Island Drawers and Cabinets (As Numbered)	0.00
3032	3032-74	8/21/2024	9:50	70	47	S	West Lab Table Island Drawers and Cabinets (As Numbered)	0.00
3032	3032-75	8/21/2024	9:51	70	47	S	West Lab Table Island Drawers and Cabinets (As Numbered)	0.00

Building: Natural Science Building, Phase I							Survey Conducted By: Matt Holquist, Rachele Anthony, Robert Swick	
Location: SUNY Purchase							Project Name/Location: Renovate Natural Science Building Phase I/SUNY Purchase	
Project Number: 20186							Instrument: Jerome J405 Serial #: 40500555	
Zero Test: Start Jerome where no Mercury Vapor is present and reading should be Zero micrograms/cubic meter ($\mu\text{g}/\text{m}^3$)								
Sample Type: A=Ambient, conducted approximately 1 meter from the floor. S=Specific Location, conducted approximately 0.1 meter from the surface.								
Detection Limit (DL) for this unit is 0.01 micrograms/cubic meter ($\mu\text{g}/\text{m}^3$)								
Any reading less than 0.01 micrograms/cubic meter ($\mu\text{g}/\text{m}^3$) including 0 micrograms/cubic meter ($\mu\text{g}/\text{m}^3$) is considered <DL $\mu\text{g}/\text{m}^3$								
Room #	Location ID	Date	Time	Temp (°F)	Relative Humidity (%)	Sample Type	Notes	Results ($\mu\text{g}/\text{m}^3$)
3032	3032-76	8/21/2024	9:51	70	47	S	West Lab Table Island Drawers and Cabinets (As Numbered)	0.00
3032	3032-77	8/21/2024	9:52	70	47	S	West Lab Table Island Drawers and Cabinets (As Numbered)	0.00
3032	3032-78	8/21/2024	9:52	70	47	S	West Lab Table Island Drawers and Cabinets (As Numbered)	0.00
3032	3032-79	8/21/2024	9:53	70	47	S	West Lab Table Island Drawers and Cabinets (As Numbered)	0.00
3032	3032-80	8/21/2024	9:53	70	47	S	West Lab Table Island Drawers and Cabinets (As Numbered)	0.00
3032	3032-81	8/21/2024	9:54	70	47	S	West Lab Table Island Drawers and Cabinets (As Numbered)	0.00
3032	3032-82	8/21/2024	9:54	70	47	S	West Lab Table Island Drawers and Cabinets (As Numbered)	0.00
3032	3032-83	8/21/2024	9:57	70	47	S	East Lab Table Island Drawers and Cabinets (As Numbered)	0.00
3032	3032-84	8/21/2024	9:57	70	47	S	East Lab Table Island Drawers and Cabinets (As Numbered)	0.00
3032	3032-85	8/21/2024	9:58	70	47	S	East Lab Table Island Drawers and Cabinets (As Numbered)	0.00
3032	3032-86	8/21/2024	9:58	70	47	S	East Lab Table Island Drawers and Cabinets (As Numbered)	0.00
3032	3032-87	8/21/2024	9:59	70	47	S	East Lab Table Island Drawers and Cabinets (As Numbered)	0.00
3032	3032-88	8/21/2024	9:59	70	47	S	East Lab Table Island Drawers and Cabinets (As Numbered)	0.00
3032	3032-89	8/21/2024	10:00	70	47	S	East Lab Table Island Drawers and Cabinets (As Numbered)	0.00
3032	3032-90	8/21/2024	10:00	70	47	S	East Lab Table Island Drawers and Cabinets (As Numbered)	0.00
3032	3032-91	8/21/2024	10:01	70	47	S	East Lab Table Island Drawers and Cabinets (As Numbered)	0.00
3032	3032-92	8/21/2024	10:01	70	47	S	East Lab Table Island Drawers and Cabinets (As Numbered)	0.00
3032	3032-93	8/21/2024	10:02	70	47	S	East Lab Table Island Drawers and Cabinets (As Numbered)	0.00
3032	3032-94	8/21/2024	10:02	70	47	S	East Lab Table Island Drawers and Cabinets (As Numbered)	0.00
3032	3032-95	8/21/2024	10:03	70	47	S	East Lab Table Island Drawers and Cabinets (As Numbered)	0.00
3032	3032-96	8/21/2024	10:03	70	47	S	East Lab Table Island Drawers and Cabinets (As Numbered)	0.00
3032	3032-97	8/21/2024	10:04	70	47	S	East Lab Table Island Drawers and Cabinets (As Numbered)	0.00
3032	3032-98	8/21/2024	10:04	70	47	S	East Lab Table Island Drawers and Cabinets (As Numbered)	0.00
3032	3032-99	8/21/2024	10:05	70	47	S	East Lab Table Island Drawers and Cabinets (As Numbered)	0.00
3032	3032-100	8/21/2024	10:05	70	47	S	East Lab Table Island Drawers and Cabinets (As Numbered)	0.00
3032	3032-101	8/21/2024	10:06	70	47	S	East Lab Table Island Drawers and Cabinets (As Numbered)	0.00
3032	3032-102	8/21/2024	10:06	70	47	S	East Lab Table Island Drawers and Cabinets (As Numbered)	0.00
3032	3032-103	8/21/2024	10:07	70	47	S	East Lab Table Island Drawers and Cabinets (As Numbered)	0.00
3032	3032-104	8/21/2024	10:07	70	47	S	East Lab Table Island Drawers and Cabinets (As Numbered)	0.00
3032	3032-105	8/21/2024	10:08	70	47	S	East Lab Table Island Drawers and Cabinets (As Numbered)	0.00
3032	3032-106	8/21/2024	10:08	70	47	S	East Lab Table Island Drawers and Cabinets (As Numbered)	0.00
3032	3032-107	8/21/2024	10:09	70	47	S	East Lab Table Island Drawers and Cabinets (As Numbered)	0.00
3032	3032-108	8/21/2024	10:09	70	47	S	East Lab Table Island Drawers and Cabinets (As Numbered)	0.00
3032	3032-109	8/21/2024	10:10	70	47	S	East Lab Table Island Drawers and Cabinets (As Numbered)	0.00
3032	3032-110	8/21/2024	10:10	70	47	S	East Lab Table Island Drawers and Cabinets (As Numbered)	0.00
3032	3032-111	8/21/2024	10:11	70	47	S	East Lab Table Island Drawers and Cabinets (As Numbered)	0.00
3032	3032-112	8/21/2024	10:11	70	47	S	East Lab Table Island Drawers and Cabinets (As Numbered)	0.00
3032	3032-113	8/21/2024	10:12	70	47	S	East Lab Table Island Drawers and Cabinets (As Numbered)	0.00
3032	3032-114	8/21/2024	10:12	70	47	S	East Lab Table Island Drawers and Cabinets (As Numbered)	0.00
3032	3032-115	8/21/2024	10:13	70	47	S	East Wall Lab Table Drawers and Cabinets (As Numbered)	0.00
3032	3032-116	8/21/2024	10:13	70	47	S	East Wall Lab Table Drawers and Cabinets (As Numbered)	0.00
3032	3032-117	8/21/2024	10:14	70	47	S	East Wall Lab Table Drawers and Cabinets (As Numbered)	0.00
3032	3032-118	8/21/2024	10:14	70	47	S	East Wall Lab Table Drawers and Cabinets (As Numbered)	0.00
3032	3032-119	8/21/2024	10:15	70	47	S	East Wall Lab Table Drawers and Cabinets (As Numbered)	0.00
3032	3032-120	8/21/2024	10:15	70	47	S	East Wall Lab Table Drawers and Cabinets (As Numbered)	0.00
3032	3032-121	8/21/2024	10:16	70	47	S	East Wall Lab Table Drawers and Cabinets (As Numbered)	0.00
3032	3032-122	8/21/2024	10:16	70	47	S	East Wall Lab Table Drawers and Cabinets (As Numbered)	0.00
3032	3032-123	8/21/2024	10:17	70	47	S	East Wall Lab Table Drawers and Cabinets (As Numbered)	0.00
3032	3032-124	8/21/2024	10:17	70	47	S	East Wall Lab Table Drawers and Cabinets (As Numbered)	0.00
3032	3032-125	8/21/2024	10:18	70	47	S	East Wall Lab Table Drawers and Cabinets (As Numbered)	0.00
3032	3032-126	8/21/2024	10:18	70	47	S	East Wall Lab Table Drawers and Cabinets (As Numbered)	0.00
3032	3032-127	8/21/2024	10:19	70	47	S	East Wall Lab Table Drawers and Cabinets (As Numbered)	0.00
3032	3032-128	8/21/2024	10:19	70	47	S	East Wall Lab Table Drawers and Cabinets (As Numbered)	0.00
3032	3032-129	8/21/2024	10:20	70	47	S	East Wall Lab Table Drawers and Cabinets (As Numbered)	0.00
3032	3032-130	8/21/2024	10:20	70	47	S	East Wall Lab Table Drawers and Cabinets (As Numbered)	0.00
3032	EWSC-1	8/21/2024	10:21	70	47	S	East Wall Lab Sink Cabinet	0.00
3032	SWC-1	8/21/2024	10:22	70	47	S	South Wall Cabinet (East to West)	0.00
3032	SWC-2	8/21/2024	10:23	70	47	S	South Wall Cabinet (East to West)	0.00
3032	SWC-3	8/21/2024	10:24	70	47	S	South Wall Cabinet (East to West)	0.00
3032	SWC-4	8/21/2024	10:25	70	47	S	South Wall Cabinet (East to West)	0.00
3032	EWC-1	8/21/2024	10:26	70	47	S	East Wall Cupboards (South to North)	0.00
3032	EWC-2	8/21/2024	10:27	70	47	S	East Wall Cupboards (South to North)	0.00
3032	EWC-3	8/21/2024	10:28	70	47	S	East Wall Cupboards (South to North)	0.00
3032	WWC-1	8/21/2024	10:29	70	47	S	West Wall Cupboards (North to South)	0.00
3032	WWC-2	8/21/2024	10:30	70	47	S	West Wall Cupboards (North to South)	0.00
3032	WWC-3	8/21/2024	10:31	70	47	S	West Wall Cupboards (North to South)	0.00
3032	NWTD-1	8/21/2024	10:32	70	47	S	North Wall Table Drawer	0.00
3032	USWC-1	8/21/2024	10:33	70	47	S	Under South Wall Cabinets (East to West)	0.00
3032	USWC-2	8/21/2024	10:33	70	47	S	Under South Wall Cabinets (East to West)	0.00
3032	USWC-3	8/21/2024	10:34	70	47	S	Under South Wall Cabinets (East to West)	0.00
3032	USWC-4	8/21/2024	10:34	70	47	S	Under South Wall Cabinets (East to West)	0.00
3032	UWWLT-1	8/21/2024	10:35	70	47	S	Under West Wall Lab Tables and Fume Hoods (South to North)	0.00
3032	UWWLT-2	8/21/2024	10:36	70	47	S	Under West Wall Lab Tables and Fume Hoods (South to North)	0.00
3032	UWWLT-3	8/21/2024	10:37	70	47	S	Under West Wall Lab Tables and Fume Hoods (South to North)	0.00
3032	UWWLT-4	8/21/2024	10:38	70	47	S	Under West Wall Lab Tables and Fume Hoods (South to North)	0.00
3032	UWWLT-5	8/21/2024	10:39	70	47	S	Under West Wall Lab Tables and Fume Hoods (South to North)	0.00
3032	UNWS-1	8/21/2024	10:40	70	47	S	Under North Wall Shelves (West to East)	0.00
3032	UNWS-2	8/21/2024	10:40	70	47	S	Under North Wall Shelves (West to East)	0.00
3032	UNLTI-1	8/21/2024	10:42	70	47	S	Under North Lab Table Island (NW) Consistent elevated readings ranging between 1.58 and 8.23.	8.23
3032	UNLTI-2	8/21/2024	10:47	70	47	S	Under North Lab Table Island (NE)	0.00

Building: Natural Science Building, Phase I							Survey Conducted By: Matt Holquist, Rachele Anthony, Robert Swick	
Location: SUNY Purchase							Project Name/Location: Renovate Natural Science Building Phase I/SUNY Purchase	
Project Number: 20186							Instrument: Jerome J405 Serial #: 40500555	
Zero Test: Start Jerome where no Mercury Vapor is present and reading should be Zero micrograms/cubic meter ($\mu\text{g}/\text{m}^3$)								
Sample Type: A=Ambient, conducted approximately 1 meter from the floor. S=Specific Location, conducted approximately 0.1 meter from the surface.								
Detection Limit (DL) for this unit is 0.01 micrograms/cubic meter ($\mu\text{g}/\text{m}^3$)								
Any reading less than 0.01 micrograms/cubic meter ($\mu\text{g}/\text{m}^3$) including 0 micrograms/cubic meter ($\mu\text{g}/\text{m}^3$) is considered <DL $\mu\text{g}/\text{m}^3$								
Room #	Location ID	Date	Time	Temp (°F)	Relative Humidity (%)	Sample Type	Notes	Results ($\mu\text{g}/\text{m}^3$)
3032	UNLTI-3	8/21/2024	10:49	70	47	S	Under North Lab Table Island (SE)	0.00
3032	UNLTI-4	8/21/2024	10:51	70	47	S	Under North Lab Table Island (SW)	0.00
3032	UNLTI-5	8/21/2024	10:54	70	47	S	Under North Lab Table Island (W) Consistent elevated readings ranging between 0.53 and 1.03.	1.03
3032	UWLTI-1	8/21/2024	11:00	70	47	S	Under West Lab Table Island (SW)	0.00
3032	UWLTI-2	8/21/2024	11:02	70	47	S	Under West Lab Table Island (NW)	0.00
3032	UWLTI-3	8/21/2024	11:05	70	47	S	Under West Lab Table Island (N) Consistent elevated readings ranging between 17.44 and 34.90.	34.90
3032	UWLTI-4	8/21/2024	11:12	70	47	S	Under West Lab Table Island (NE)	0.00
3032	UWLTI-5	8/21/2024	11:16	70	47	S	Under West Lab Table Island (SE)	0.00
3032	UWLTI-6	8/21/2024	11:19	70	47	S	Under West Lab Table Island (S)	0.00
3032	UELTI-1	8/21/2024	11:21	70	47	S	Under East Lab Table Island (SW)	0.00
3032	UELTI-2	8/21/2024	11:25	70	47	S	Under East Lab Table Island (NW) Consistent elevated readings ranging between 5.74 and 18.28.	18.28
3032	UELTI-3	8/21/2024	11:35	70	47	S	Under East Lab Table Island (N)	0.00
3032	UELTI-4	8/21/2024	11:38	70	47	S	Under East Lab Table Island (NE) Consistent elevated readings ranging between 0.51 and 1.08.	1.08
3032	UELTI-5	8/21/2024	11:42	70	47	S	Under East Lab Table Island (SE) Consistent elevated readings ranging between 0.56 and 0.72.	0.72
3032	UELTI-6	8/21/2024	11:46	70	47	S	Under East Lab Table Island (S)	0.00
3032	UEWLT-1	8/21/2024	11:47	70	47	S	Under East Wall Lab Tables and Fume Hoods (South to North)	0.00
3032	UEWLT-2	8/21/2024	11:49	70	47	S	Under East Wall Lab Tables and Fume Hoods (South to North)	0.00
3032	UEWLT-3	8/21/2024	11:51	70	47	S	Under East Wall Lab Tables and Fume Hoods (South to North)	0.00
3032	UEWLT-4	8/21/2024	11:53	70	47	S	Under East Wall Lab Tables and Fume Hoods (South to North)	0.00
3018	A-1	8/21/2024	12:28	70	47	A	Ambient Room Readings (Clockwise)	0.00
3018	A-2	8/21/2024	12:28	70	47	A	Ambient Room Readings (Clockwise)	0.00
3018	A-3	8/21/2024	12:29	70	47	A	Ambient Room Readings (Clockwise)	0.00
3018	A-4	8/21/2024	12:29	70	47	A	Ambient Room Readings (Clockwise)	0.00
3018	A-5	8/21/2024	12:30	70	47	A	Ambient Room Readings (Clockwise)	0.00
3018	A-6	8/21/2024	12:30	70	47	A	Ambient Room Readings (Clockwise)	0.00
3018	A-7	8/21/2024	12:31	70	47	A	Ambient Room Readings (Clockwise)	0.00
3018	A-8	8/21/2024	12:31	70	47	A	Ambient Room Readings (Clockwise)	0.00
3018	A-9	8/21/2024	12:32	70	47	A	Ambient Room Readings (Clockwise)	0.00
3018	3018-01	8/21/2024	12:35	70	47	S	North Lab Table Island Drawers and Cabinets (As Numbered) Note that some of the drawers had been moved and were located out of order, however with readings being zero it is not an issue.	0.00
3018	3018-02	8/21/2024	12:35	70	47	S	North Lab Table Island Drawers and Cabinets (As Numbered)	0.00
3018	3018-03	8/21/2024	12:36	70	47	S	North Lab Table Island Drawers and Cabinets (As Numbered)	0.00
3018	3018-04	8/21/2024	12:36	70	47	S	North Lab Table Island Drawers and Cabinets (As Numbered)	0.00
3018	3018-05	8/21/2024	12:37	70	47	S	North Lab Table Island Drawers and Cabinets (As Numbered)	0.00
3018	3018-06	8/21/2024	12:37	70	47	S	North Lab Table Island Drawers and Cabinets (As Numbered)	0.00
3018	3018-07	8/21/2024	12:38	70	47	S	North Lab Table Island Drawers and Cabinets (As Numbered)	0.00
3018	3018-08	8/21/2024	12:38	70	47	S	North Lab Table Island Drawers and Cabinets (As Numbered)	0.00
3018	3018-09	8/21/2024	12:39	70	47	S	North Lab Table Island Drawers and Cabinets (As Numbered)	0.00
3018	3018-10	8/21/2024	12:39	70	47	S	North Lab Table Island Drawers and Cabinets (As Numbered)	0.00
3018	3018-11					S	North Lab Table Island Drawers and Cabinets (As Numbered)	Locked
3018	3018-12	8/21/2024	12:40	70	47	S	North Lab Table Island Drawers and Cabinets (As Numbered)	0.00
3018	3018-13	8/21/2024	12:41	70	47	S	North Lab Table Island Drawers and Cabinets (As Numbered)	0.00
3018	3018-14	8/21/2024	12:41	70	47	S	North Lab Table Island Drawers and Cabinets (As Numbered)	0.00
3018	3018-15	8/21/2024	12:42	70	47	S	North Lab Table Island Drawers and Cabinets (As Numbered)	0.00
3018	3018-16	8/21/2024	12:42	70	47	S	North Lab Table Island Drawers and Cabinets (As Numbered)	0.00
3018	3018-17	8/21/2024	12:43	70	47	S	North Lab Table Island Drawers and Cabinets (As Numbered)	0.00
3018	3018-18	8/21/2024	12:43	70	47	S	North Lab Table Island Drawers and Cabinets (As Numbered)	0.00
3018	3018-19	8/21/2024	12:44	70	47	S	North Lab Table Island Drawers and Cabinets (As Numbered)	0.00
3018	3018-20	8/21/2024	12:44	70	47	S	North Lab Table Island Drawers and Cabinets (As Numbered)	0.00
3018	3018-21	8/21/2024	12:45	70	47	S	North Lab Table Island Drawers and Cabinets (As Numbered)	0.00
3018	3018-22	8/21/2024	12:45	70	47	S	North Lab Table Island Drawers and Cabinets (As Numbered)	0.00
3018	3018-23	8/21/2024	12:46	70	47	S	North Lab Table Island Drawers and Cabinets (As Numbered)	0.00
3018	3018-24	8/21/2024	12:46	70	47	S	North Lab Table Island Drawers and Cabinets (As Numbered)	0.00
3018	3018-25	8/21/2024	12:47	70	47	S	North Lab Table Island Drawers and Cabinets (As Numbered)	0.00
3018	3018-26	8/21/2024	12:47	70	47	S	North Lab Table Island Drawers and Cabinets (As Numbered)	0.00
3018	3018-27	8/21/2024	12:48	70	47	S	North Lab Table Island Drawers and Cabinets (As Numbered)	0.00
3018	3018-28	8/21/2024	12:48	70	47	S	North Lab Table Island Drawers and Cabinets (As Numbered)	0.00
3018	3018-29	8/21/2024	12:49	70	47	S	North Lab Table Island Drawers and Cabinets (As Numbered)	0.00
3018	3018-30	8/21/2024	12:49	70	47	S	North Lab Table Island Drawers and Cabinets (As Numbered)	0.00
3018	3018-31	8/21/2024	12:50	70	47	S	North Lab Table Island Drawers and Cabinets (As Numbered)	0.00
3018	3018-32	8/21/2024	12:50	70	47	S	North Lab Table Island Drawers and Cabinets (As Numbered)	0.00
3018	3018-33	8/21/2024	12:51	70	47	S	South Lab Table Island Drawers and Cabinets (As Numbered)	0.00
3018	3018-34	8/21/2024	12:51	70	47	S	South Lab Table Island Drawers and Cabinets (As Numbered)	0.00
3018	3018-35	8/21/2024	12:52	70	47	S	South Lab Table Island Drawers and Cabinets (As Numbered)	0.00
3018	3018-36	8/21/2024	12:52	70	47	S	South Lab Table Island Drawers and Cabinets (As Numbered)	0.00
3018	3018-37	8/21/2024	12:53	70	47	S	South Lab Table Island Drawers and Cabinets (As Numbered)	0.00
3018	3018-38	8/21/2024	12:53	70	47	S	South Lab Table Island Drawers and Cabinets (As Numbered)	0.00
3018	3018-39	8/21/2024	12:54	70	47	S	South Lab Table Island Drawers and Cabinets (As Numbered)	0.00
3018	3018-40	8/21/2024	12:54	70	47	S	South Lab Table Island Drawers and Cabinets (As Numbered)	0.00
3018	3018-41	8/21/2024	12:55	70	47	S	South Lab Table Island Drawers and Cabinets (As Numbered)	0.00
3018	3018-42	8/21/2024	12:55	70	47	S	South Lab Table Island Drawers and Cabinets (As Numbered)	0.00
3018	3018-43	8/21/2024	12:56	70	47	S	South Lab Table Island Drawers and Cabinets (As Numbered)	0.00
3018	3018-44	8/21/2024	12:56	70	47	S	South Lab Table Island Drawers and Cabinets (As Numbered)	0.00
3018	3018-45	8/21/2024	12:57	70	47	S	South Lab Table Island Drawers and Cabinets (As Numbered)	0.00
3018	3018-46	8/21/2024	12:57	70	47	S	South Lab Table Island Drawers and Cabinets (As Numbered)	0.00
3018	3018-47	8/21/2024	12:58	70	47	S	South Lab Table Island Drawers and Cabinets (As Numbered)	0.00
3018	3018-48	8/21/2024	12:58	70	47	S	South Lab Table Island Drawers and Cabinets (As Numbered)	0.00

Building: Natural Science Building, Phase I							Survey Conducted By: Matt Holquist, Rachele Anthony, Robert Swick	
Location: SUNY Purchase							Project Name/Location: Renovate Natural Science Building Phase I/SUNY Purchase	
Project Number: 20186							Instrument: Jerome J405 Serial #: 40500555	
Zero Test: Start Jerome where no Mercury Vapor is present and reading should be Zero micrograms/cubic meter ($\mu\text{g}/\text{m}^3$)								
Sample Type: A=Ambient, conducted approximately 1 meter from the floor. S=Specific Location, conducted approximately 0.1 meter from the surface.								
Detection Limit (DL) for this unit is 0.01 micrograms/cubic meter ($\mu\text{g}/\text{m}^3$)								
Any reading less than 0.01 micrograms/cubic meter ($\mu\text{g}/\text{m}^3$) including 0 micrograms/cubic meter ($\mu\text{g}/\text{m}^3$) is considered <DL $\mu\text{g}/\text{m}^3$								
Room #	Location ID	Date	Time	Temp (°F)	Relative Humidity (%)	Sample Type	Notes	Results ($\mu\text{g}/\text{m}^3$)
3018	3018-49	8/21/2024	12:59	70	47	S	South Lab Table Island Drawers and Cabinets (As Numbered)	0.00
3018	3018-50	8/21/2024	12:59	70	47	S	South Lab Table Island Drawers and Cabinets (As Numbered)	0.00
3018	3018-51	8/21/2024	13:00	70	47	S	South Lab Table Island Drawers and Cabinets (As Numbered)	0.00
3018	3018-52	8/21/2024	13:00	70	47	S	South Lab Table Island Drawers and Cabinets (As Numbered)	0.00
3018	3018-53	8/21/2024	13:01	70	47	S	South Lab Table Island Drawers and Cabinets (As Numbered)	0.00
3018	3018-54	8/21/2024	13:01	70	47	S	South Lab Table Island Drawers and Cabinets (As Numbered)	0.00
3018	3018-55	8/21/2024	13:02	70	47	S	South Lab Table Island Drawers and Cabinets (As Numbered)	0.00
3018	3018-56	8/21/2024	13:02	70	47	S	South Lab Table Island Drawers and Cabinets (As Numbered)	0.00
3018	3018-57	8/21/2024	13:03	70	47	S	South Lab Table Island Drawers and Cabinets (As Numbered)	0.00
3018	3018-58	8/21/2024	13:03	70	47	S	South Lab Table Island Drawers and Cabinets (As Numbered)	0.00
3018	3018-59	8/21/2024	13:04	70	47	S	South Lab Table Island Drawers and Cabinets (As Numbered)	0.00
3018	3018-60	8/21/2024	13:04	70	47	S	South Lab Table Island Drawers and Cabinets (As Numbered)	0.00
3018	3018-61	8/21/2024	13:05	70	47	S	South Lab Table Island Drawers and Cabinets (As Numbered)	0.00
3018	3018-62	8/21/2024	13:05	70	47	S	South Lab Table Island Drawers and Cabinets (As Numbered)	0.00
3018	3018-63	8/21/2024	13:06	70	47	S	South Lab Table Island Drawers and Cabinets (As Numbered)	0.00
3018	3018-64	8/21/2024	13:06	70	47	S	South Lab Table Island Drawers and Cabinets (As Numbered)	0.00
3018	WWFHC-1	8/21/2024	13:07	70	47	S	West Wall Fume Hood Cabinet	0.00
3018	WWSC-1	8/21/2024	13:07	70	47	S	West Wall Sink Cabinet	0.00
3018	EWFHC-1	8/21/2024	13:08	70	47	S	East Wall Fume Hood Cabinet	0.00
3018	EWSC-1	8/21/2024	13:08	70	47	S	East Wall Sink Cabinet	0.00
3018	WWC-1	8/21/2024	13:09	70	47	S	West Wall Cupboards (South to North)	0.00
3018	WWC-2	8/21/2024	13:09	70	47	S	West Wall Cupboards (South to North)	0.00
3018	WWC-3	8/21/2024	13:09	70	47	S	West Wall Cupboards (South to North)	0.00
3018	EW-1	8/21/2024	13:10	70	47	S	East Wall Cupboards (South to North)	0.00
3018	EW-2	8/21/2024	13:10	70	47	S	East Wall Cupboards (South to North)	0.00
3018	EW-3	8/21/2024	13:10	70	47	S	East Wall Cupboards (South to North)	0.00
3018	UNLTI-1	8/21/2024	13:15	72	45	S	Under North Lab Table Island (SW)	0.00
3018	UNLTI-2	8/21/2024	13:18	72	45	S	Under North Lab Table Island (NW)	0.00
3018	UNLTI-3	8/21/2024	13:21	72	45	S	Under North Lab Table Island (N)	0.00
3018	UNLTI-4	8/21/2024	13:25	72	45	S	Under North Lab Table Island (NE) Consistent elevated readings ranging between 5.56 and 13.51.	13.51
3018	UNLTI-5	8/21/2024	13:35	72	45	S	Under North Lab Table Island (SE) Consistent elevated readings ranging between 0.9 and 1.19.	1.19
3018	UNLTI-6	8/21/2024	13:40	72	45	S	Under North Lab Table Island (S)	0.00
3018	USLTI-1	8/21/2024	13:43	72	45	S	Under South Lab Table Island (SW)	0.00
3018	USLTI-2	8/21/2024	13:46	72	45	S	Under South Lab Table Island (NW)	0.00
3018	USLTI-3	8/21/2024	13:48	72	45	S	Under South Lab Table Island (N)	0.00
3018	USLTI-4	8/21/2024	13:51	72	45	S	Under South Lab Table Island (NE) Consistent elevated readings ranging between 4.03 and 56.91.	56.91
3018	USLTI-5	8/21/2024	14:00	72	45	S	Under South Lab Table Island (SE) Consistent elevated readings ranging between 0.73 and 2.80.	2.80
3018	USLTI-6	8/21/2024	14:05	72	45	S	Under South Lab Table Island (S)	0.00
3018	UWWFH-1	8/21/2024	14:08	70	47	S	Under West Wall Fume Hood	0.00
3018	UWWS-1	8/21/2024	14:11	70	47	S	Under West Wall Sink	0.00
3018	UEWFH-1	8/21/2024	14:14	70	47	S	Under East Wall Fume Hood	0.00
3018	UEWS-1	8/21/2024	14:17	70	47	S	Under East Wall Sink	0.00
3016	A-1	8/21/2024	14:45	73	41	A	Ambient Room Readings (Clockwise)	0.00
3016	A-2	8/21/2024	14:45	73	41	A	Ambient Room Readings (Clockwise)	0.00
3016	A-3	8/21/2024	14:45	73	41	A	Ambient Room Readings (Clockwise)	0.00
3016	A-4	8/21/2024	14:46	73	41	A	Ambient Room Readings (Clockwise)	0.00
3016	A-5	8/21/2024	14:46	73	41	A	Ambient Room Readings (Clockwise)	0.00
3016	A-6	8/21/2024	14:47	73	41	A	Ambient Room Readings (Clockwise)	0.00
3016	SESC-1	8/21/2024	14:47	73	41	S	South Wall East Sink Cabinet	0.00
3016	3016-01	8/21/2024	14:48	73	41	S	South Lab Table Island Drawers and Cabinets (As Numbered)	0.00
3016	3016-02	8/21/2024	14:48	73	41	S	South Lab Table Island Drawers and Cabinets (As Numbered)	0.00
3016	3016-03	8/21/2024	14:49	73	41	S	South Lab Table Island Drawers and Cabinets (As Numbered)	0.00
3016	3016-04	8/21/2024	14:49	73	41	S	South Lab Table Island Drawers and Cabinets (As Numbered)	0.00
3016	3016-05	8/21/2024	14:50	73	41	S	South Lab Table Island Drawers and Cabinets (As Numbered)	0.00
3016	3016-06	8/21/2024	14:50	73	41	S	South Lab Table Island Drawers and Cabinets (As Numbered)	0.00
3016	3016-07	8/21/2024	14:51	73	41	S	South Lab Table Island Drawers and Cabinets (As Numbered)	0.00
3016	3016-08	8/21/2024	14:51	73	41	S	South Lab Table Island Drawers and Cabinets (As Numbered)	0.00
3016	3016-09	8/21/2024	14:52	73	41	S	South Lab Table Island Drawers and Cabinets (As Numbered)	0.00
3016	3016-10	8/21/2024	14:52	73	41	S	South Lab Table Island Drawers and Cabinets (As Numbered)	0.00
3016	3016-11	8/21/2024	14:53	73	41	S	South Lab Table Island Drawers and Cabinets (As Numbered)	0.00
3016	3016-12	8/21/2024	14:53	73	41	S	South Lab Table Island Drawers and Cabinets (As Numbered)	0.00
3016	SWSC-1	8/21/2024	14:54	72	44	S	South Wall West Sink Cabinet	0.00
3016	MLTD-1	8/21/2024	14:54	72	44	S	Middle Lab Table Drawers (Clockwise)	0.00
3016	MLTD-2	8/21/2024	14:55	72	44	S	Middle Lab Table Drawers (Clockwise)	0.00
3016	MLTD-3	8/21/2024	14:55	72	44	S	Middle Lab Table Drawers (Clockwise)	0.00
3016	MLTD-4	8/21/2024	14:56	72	44	S	Middle Lab Table Drawers (Clockwise)	0.00
3016	MLTD-5	8/21/2024	14:56	72	44	S	Middle Lab Table Drawers (Clockwise)	0.00
3016	MLTD-6	8/21/2024	14:57	72	44	S	Middle Lab Table Drawers (Clockwise)	0.00
3016	SWC-1	8/21/2024	14:57	72	44	S	South Wall Cupboards (East to West)	0.00
3016	SWC-2	8/21/2024	14:58	72	44	S	South Wall Cupboards (East to West)	0.00
3016	SWC-3	8/21/2024	14:58	72	44	S	South Wall Cupboards (East to West)	0.00
3016	SWC-4	8/21/2024	14:59	72	44	S	South Wall Cupboards (East to West)	0.00
3016	SWC-5	8/21/2024	14:59	72	44	S	South Wall Cupboards (East to West)	0.00
3016	WFHC-1	8/21/2024	15:00	72	44	S	West Fume Hood Cabinets (South to North)	0.00
3016	WFHC-2	8/21/2024	15:00	72	44	S	West Fume Hood Cabinets (South to North)	0.00
3016	USLT-1	8/21/2024	15:01	72	44	S	Under South Lab Table Drawers and Cabinets (East to West) Consistent elevated readings ranging between 2.27 and 8.47.	8.47
3016	USLT-2	8/21/2024	15:01	72	44	S	Under South Lab Table Drawers and Cabinets (East to West)	0.00

Building: Natural Science Building, Phase I							Survey Conducted By: Matt Holquist, Rachele Anthony, Robert Swick	
Location: SUNY Purchase							Project Name/Location: Renovate Natural Science Building Phase I/SUNY Purchase	
Project Number: 20186							Instrument: Jerome J405 Serial #: 40500555	
Zero Test: Start Jerome where no Mercury Vapor is present and reading should be Zero micrograms/cubic meter ($\mu\text{g}/\text{m}^3$)								
Sample Type: A=Ambient, conducted approximately 1 meter from the floor. S=Specific Location, conducted approximately 0.1 meter from the surface.								
Detection Limit (DL) for this unit is 0.01 micrograms/cubic meter ($\mu\text{g}/\text{m}^3$)								
Any reading less than 0.01 micrograms/cubic meter ($\mu\text{g}/\text{m}^3$) including 0 micrograms/cubic meter ($\mu\text{g}/\text{m}^3$) is considered <DL $\mu\text{g}/\text{m}^3$								
Room #	Location ID	Date	Time	Temp (°F)	Relative Humidity (%)	Sample Type	Notes	Results ($\mu\text{g}/\text{m}^3$)
3016	USLT-3	8/21/2024	15:02	72	44	S	Under South Lab Table Drawers and Cabinets (East to West)	0.00
3016	UFH-1	8/21/2024	15:02	72	44	S	Under Fume Hood	0.00
3016	UNE-1	8/21/2024	15:03	72	44	S	Under Northeast Equipment	0.00
3016	UMLT-1	8/21/2024	15:03	72	44	S	Under Middle Lab Table	0.00
3015	A-1	8/21/2024	15:10	70	41	A	Ambient Room Readings (Clockwise)	0.00
3015	A-2	8/21/2024	15:11	70	41	A	Ambient Room Readings (Clockwise)	0.00
3015	A-3	8/21/2024	15:11	70	41	A	Ambient Room Readings (Clockwise)	0.00
3015	A-4	8/21/2024	15:12	70	41	A	Ambient Room Readings (Clockwise)	0.00
3015	LT-1	8/21/2024	15:14	70	41	S	Lab Table Drawers and Cabinets (Clockwise)	0.00
3015	LT-2	8/21/2024	15:14	70	41	S	Lab Table Drawers and Cabinets (Clockwise)	0.00
3015	LT-3	8/21/2024	15:15	70	41	S	Lab Table Drawers and Cabinets (Clockwise)	0.00
3015	LT-4	8/21/2024	15:15	70	41	S	Lab Table Drawers and Cabinets (Clockwise)	0.00
3015	LT-5	8/21/2024	15:16	70	41	S	Lab Table Drawers and Cabinets (Clockwise)	0.00
3015	LT-6	8/21/2024	15:17	70	41	S	Lab Table Drawers and Cabinets (Clockwise)	0.00
3015	LT-7	8/21/2024	15:17	70	41	S	Lab Table Drawers and Cabinets (Clockwise)	0.00
3015	LT-8	8/21/2024	15:18	70	41	S	Lab Table Drawers and Cabinets (Clockwise)	0.00
3015	LT-9	8/21/2024	15:19	70	41	S	Lab Table Drawers and Cabinets (Clockwise)	0.00
3015	LT-10	8/21/2024	15:19	70	41	S	Lab Table Drawers and Cabinets (Clockwise)	0.00
3015	LT-11	8/21/2024	15:20	70	41	S	Lab Table Drawers and Cabinets (Clockwise)	0.00
3015	WWC-1	8/21/2024	15:21	70	41	S	West Wall Cupboards (South to North)	0.00
3015	WWC-2	8/21/2024	15:21	70	41	S	West Wall Cupboards (South to North)	0.00
3015	WWC-3	8/21/2024	15:22	70	41	S	West Wall Cupboards (South to North)	0.00
3015	UWLTFH-1	8/21/2024	15:25	70	41	S	Under West Lab Tabs and Fume Hood (South to North)	0.00
3015	UWLTFH-2	8/21/2024	15:26	70	41	S	Under West Lab Tabs and Fume Hood (South to North)	0.00
3015	UWLTFH-3	8/21/2024	15:27	70	41	S	Under West Lab Tabs and Fume Hood (South to North)	0.00
3020	A-1	8/21/2024	15:35	70	42	A	Ambient Room Readings (Clockwise)	0.00
3020	A-2	8/21/2024	15:35	70	42	A	Ambient Room Readings (Clockwise)	0.00
3020	A-3	8/21/2024	15:36	70	42	A	Ambient Room Readings (Clockwise)	0.00
3020	A-4	8/21/2024	15:36	70	42	A	Ambient Room Readings (Clockwise)	0.00
3020	LT-1	8/21/2024	15:37	70	42	S	Lab Table Drawers and Cabinets (Clockwise)	0.00
3020	LT-2	8/21/2024	15:37	70	42	S	Lab Table Drawers and Cabinets (Clockwise)	0.00
3020	LT-3	8/21/2024	15:38	70	42	S	Lab Table Drawers and Cabinets (Clockwise)	0.00
3020	LT-4	8/21/2024	15:38	70	42	S	Lab Table Drawers and Cabinets (Clockwise)	0.00
3020	LT-5	8/21/2024	15:39	70	42	S	Lab Table Drawers and Cabinets (Clockwise)	0.00
3020	LT-6	8/21/2024	15:39	70	42	S	Lab Table Drawers and Cabinets (Clockwise)	0.00
3020	LT-7	8/21/2024	15:40	70	42	S	Lab Table Drawers and Cabinets (Clockwise)	0.00
3020	LT-8	8/21/2024	15:40	70	42	S	Lab Table Drawers and Cabinets (Clockwise)	0.00
3020	LT-9	8/21/2024	15:41	70	42	S	Lab Table Drawers and Cabinets (Clockwise)	0.00
3020	LT-10	8/21/2024	15:41	70	42	S	Lab Table Drawers and Cabinets (Clockwise)	0.00
3020	LT-11	8/21/2024	15:42	70	42	S	Lab Table Drawers and Cabinets (Clockwise)	0.00
3020	LT-12	8/21/2024	15:42	70	42	S	Lab Table Drawers and Cabinets (Clockwise)	0.00
3020	LT-13	8/21/2024	15:43	70	42	S	Lab Table Drawers and Cabinets (Clockwise)	0.00
3020	LT-14	8/21/2024	15:43	70	42	S	Lab Table Drawers and Cabinets (Clockwise)	0.00
3020	LT-15	8/21/2024	15:44	70	42	S	Lab Table Drawers and Cabinets (Clockwise)	0.00
3020	LT-16	8/21/2024	15:44	70	42	S	Lab Table Drawers and Cabinets (Clockwise)	0.00
3020	FHC-1	8/21/2024	15:45	70	42	S	Fume Hood Cabinets (North to South)	0.00
3020	FHC-2	8/21/2024	15:45	70	42	S	Fume Hood Cabinets (North to South)	0.00
3020	C-1	8/21/2024	15:46	70	42	S	Cupboards (Clockwise)	0.00
3020	C-2	8/21/2024	15:46	70	42	S	Cupboards (Clockwise)	0.00
3020	C-3	8/21/2024	15:47	70	42	S	Cupboards (Clockwise)	0.00
3020	C-4	8/21/2024	15:47	70	42	S	Cupboards (Clockwise)	0.00
3020	UWLT-1	8/21/2024	15:50	70	42	S	Under West Lab Tables (South to North)	0.00
3020	UWLT-2	8/21/2024	15:53	70	42	S	Under West Lab Tables (South to North)	0.00
3020	UWLT-3	8/21/2024	15:56	70	42	S	Under West Lab Tables (South to North)	0.00
3020	UWLT-4	8/21/2024	15:59	70	42	S	Under West Lab Tables (South to North) Consistent elevated readings ranging between 2.98 and 5.14.	5.14
3020	UFH-1	8/21/2024	16:03	70	42	S	Under Fume Hood	0.00
3022	A-1	8/21/2024	16:06	70	44	A	Ambient Room Readings (Clockwise)	0.00
3022	A-2	8/21/2024	16:06	70	44	A	Ambient Room Readings (Clockwise)	0.00
3022	A-3	8/21/2024	16:07	70	44	A	Ambient Room Readings (Clockwise)	0.00
3022	LT-1	8/21/2024	16:08	70	44	S	Lab Table Drawers and Cabinets (South to North)	0.00
3022	LT-2	8/21/2024	16:08	70	44	S	Lab Table Drawers and Cabinets (South to North)	0.00
3022	LT-3	8/21/2024	16:09	70	44	S	Lab Table Drawers and Cabinets (South to North)	0.00
3022	LT-4	8/21/2024	16:09	70	44	S	Lab Table Drawers and Cabinets (South to North)	0.00
3022	LT-5	8/21/2024	16:10	70	44	S	Lab Table Drawers and Cabinets (South to North)	0.00
3022	LT-6	8/21/2024	16:10	70	44	S	Lab Table Drawers and Cabinets (South to North)	0.00
3022	LT-7	8/21/2024	16:11	70	44	S	Lab Table Drawers and Cabinets (South to North)	0.00
3022	LT-8	8/21/2024	16:11	70	44	S	Lab Table Drawers and Cabinets (South to North)	0.00
3022	LT-9	8/21/2024	16:12	70	44	S	Lab Table Drawers and Cabinets (South to North)	0.00
3022	LT-10	8/21/2024	16:12	70	44	S	Lab Table Drawers and Cabinets (South to North)	0.00
3022	LT-11	8/21/2024	16:13	70	44	S	Lab Table Drawers and Cabinets (South to North)	0.00
3022	LT-12	8/21/2024	16:13	70	44	S	Lab Table Drawers and Cabinets (South to North)	0.00
3022	LT-13	8/21/2024	16:14	70	44	S	Lab Table Drawers and Cabinets (South to North)	0.00
3022	LT-14	8/21/2024	16:14	70	44	S	Lab Table Drawers and Cabinets (South to North)	0.00
3022	LT-15	8/21/2024	16:15	70	44	S	Lab Table Drawers and Cabinets (South to North)	0.00
3022	C-1	8/21/2024	16:15	70	44	S	Cupboards (South to North)	0.00
3022	C-2	8/21/2024	16:16	70	44	S	Cupboards (South to North)	0.00
3022	C-3	8/21/2024	16:16	70	44	S	Cupboards (South to North)	0.00
3022	ULT-1	8/21/2024	16:18	70	44	S	Under Lab Table (South to North) Consistent elevated readings ranging between 0.97 and 1.91.	1.91
3022	ULT-2	8/21/2024	16:20	70	44	S	Under Lab Table (South to North)	0.00

Building: Natural Science Building, Phase I							Survey Conducted By: Matt Holquist, Rachele Anthony, Robert Swick	
Location: SUNY Purchase							Project Name/Location: Renovate Natural Science Building Phase I/SUNY Purchase	
Project Number: 20186							Instrument: Jerome J405 Serial #: 40500555	
Zero Test: Start Jerome where no Mercury Vapor is present and reading should be Zero micrograms/cubic meter ($\mu\text{g}/\text{m}^3$)								
Sample Type: A=Ambient, conducted approximately 1 meter from the floor. S=Specific Location, conducted approximately 0.1 meter from the surface.								
Detection Limit (DL) for this unit is 0.01 micrograms/cubic meter ($\mu\text{g}/\text{m}^3$)								
Any reading less than 0.01 micrograms/cubic meter ($\mu\text{g}/\text{m}^3$) including 0 micrograms/cubic meter ($\mu\text{g}/\text{m}^3$) is considered <DL $\mu\text{g}/\text{m}^3$								
Room #	Location ID	Date	Time	Temp (°F)	Relative Humidity (%)	Sample Type	Notes	Results ($\mu\text{g}/\text{m}^3$)
3023	A-1	8/21/2024	16:23	70	44	A	Ambient Room Readings (Clockwise)	0.00
3023	A-2	8/21/2024	16:23	70	44	A	Ambient Room Readings (Clockwise)	0.00
3023	A-3	8/21/2024	16:24	70	44	A	Ambient Room Readings (Clockwise)	0.00
3023	A-4	8/21/2024	16:24	70	44	A	Ambient Room Readings (Clockwise)	0.00
3023	3023-01	8/21/2024	16:25	70	44	S	South Lab Table Drawers and Cabinets (As Numbered)	0.00
3023	3023-02	8/21/2024	16:25	70	44	S	South Lab Table Drawers and Cabinets (As Numbered)	0.00
3023	3023-03	8/21/2024	16:26	70	44	S	South Lab Table Drawers and Cabinets (As Numbered)	0.00
3023	3023-04	8/21/2024	16:26	70	44	S	South Lab Table Drawers and Cabinets (As Numbered)	0.00
3023	3023-05	8/21/2024	16:27	70	44	S	South Lab Table Drawers and Cabinets (As Numbered)	0.00
3023	3023-06	8/21/2024	16:27	70	44	S	South Lab Table Drawers and Cabinets (As Numbered)	0.00
3023	3023-07	8/21/2024	16:28	70	44	S	South Lab Table Drawers and Cabinets (As Numbered)	0.00
3023	3023-08	8/21/2024	16:28	70	44	S	South Lab Table Drawers and Cabinets (As Numbered)	0.00
3023	3023-09	8/21/2024	16:29	70	44	S	South Lab Table Drawers and Cabinets (As Numbered)	0.00
3023	3023-10	8/21/2024	16:29	70	44	S	South Lab Table Drawers and Cabinets (As Numbered)	0.00
3023	3023-11	8/21/2024	16:30	70	44	S	South Lab Table Drawers and Cabinets (As Numbered)	0.00
3023	3023-12	8/21/2024	16:30	70	44	S	South Lab Table Drawers and Cabinets (As Numbered)	0.00
3023	SC-1	8/21/2024	16:31	70	44	S	Sink Cabinet	0.00
3023	3023-13	8/21/2024	16:31	70	44	S	South Lab Table Drawers and Cabinets (As Numbered)	0.00
3023	3023-14	8/21/2024	16:32	70	44	S	South Lab Table Drawers and Cabinets (As Numbered)	0.00
3023	3023-15	8/21/2024	16:32	70	44	S	South Lab Table Drawers and Cabinets (As Numbered)	0.00
3023	3023-16	8/21/2024	16:33	70	44	S	South Lab Table Drawers and Cabinets (As Numbered)	0.00
3023	3023-17	8/21/2024	16:33	70	44	S	South Lab Table Drawers and Cabinets (As Numbered)	0.00
3023	3023-18	8/21/2024	16:34	70	44	S	South Lab Table Drawers and Cabinets (As Numbered)	0.00
3023	3023-19	8/21/2024	16:34	70	44	S	South Lab Table Drawers and Cabinets (As Numbered)	0.00
3023	3023-20	8/21/2024	16:35	70	44	S	South Lab Table Drawers and Cabinets (As Numbered)	0.00
3023	3023-21	8/21/2024	16:35	70	44	S	South Lab Table Drawers and Cabinets (As Numbered)	0.00
3023	3023-22	8/21/2024	16:36	70	44	S	South Lab Table Drawers and Cabinets (As Numbered)	0.00
3023	3023-23	8/21/2024	16:36	70	44	S	South Lab Table Drawers and Cabinets (As Numbered)	0.00
3023	3023-24	8/21/2024	16:37	70	44	S	South Lab Table Drawers and Cabinets (As Numbered)	0.00
3023	3023-25	8/21/2024	16:37	70	44	S	South Lab Table Drawers and Cabinets (As Numbered)	0.00
3023	SC-1	8/21/2024	16:38	70	44	S	South Cupboards (East to West)	0.00
3023	SC-2	8/21/2024	16:38	70	44	S	South Cupboards (East to West)	0.00
3023	SC-3	8/21/2024	16:39	70	44	S	South Cupboards (East to West)	0.00
3023	SC-4	8/21/2024	16:39	70	44	S	South Cupboards (East to West)	0.00
3023	SC-5	8/21/2024	16:40	70	44	S	South Cupboards (East to West)	0.00
3023	NC-1	8/21/2024	16:40	70	44	S	North Cupboards (East to West)	0.00
3023	NC-2	8/21/2024	16:41	70	44	S	North Cupboards (East to West)	0.00
3023	USLT-1	8/21/2024	16:43	70	44	S	Under South Lab Table Drawers and Cabinets (East to West)	0.00
3023	USLT-2	8/21/2024	16:44	70	44	S	Under South Lab Table Drawers and Cabinets (East to West)	0.00
3023	USLT-3	8/21/2024	16:45	70	44	S	Under South Lab Table Drawers and Cabinets (East to West)	0.00
3023	USLT-4	8/21/2024	16:46	70	44	S	Under South Lab Table Drawers and Cabinets (East to West)	0.00
3023	USLT-5	8/21/2024	16:47	70	44	S	Under South Lab Table Drawers and Cabinets (East to West)	0.00
3035	A-1	8/21/2024	16:50	72	43	A	Ambient Room Readings (Clockwise)	0.00
3035	A-2	8/21/2024	16:50	72	43	A	Ambient Room Readings (Clockwise)	0.00
3035	A-3	8/21/2024	16:51	72	43	A	Ambient Room Readings (Clockwise)	0.00
3035	A-4	8/21/2024	16:51	72	43	A	Ambient Room Readings (Clockwise)	0.00
3035	3035-01	8/21/2024	16:53	72	43	S	North Lab Table Drawers and Cabinets (As Numbered)	0.00
3035	3035-02	8/21/2024	16:53	72	43	S	North Lab Table Drawers and Cabinets (As Numbered)	0.00
3035	3035-03	8/21/2024	16:54	72	43	S	North Lab Table Drawers and Cabinets (As Numbered)	0.00
3035	3035-04	8/21/2024	16:54	72	43	S	North Lab Table Drawers and Cabinets (As Numbered)	0.00
3035	3035-05	8/21/2024	16:55	72	43	S	North Lab Table Drawers and Cabinets (As Numbered)	0.00
3035	3035-06	8/21/2024	16:55	72	43	S	North Lab Table Drawers and Cabinets (As Numbered)	0.00
3035	3035-07	8/21/2024	16:56	72	43	S	North Lab Table Drawers and Cabinets (As Numbered)	0.00
3035	3035-08	8/21/2024	16:56	72	43	S	North Lab Table Drawers and Cabinets (As Numbered)	0.00
3035	3035-09	8/21/2024	16:57	72	43	S	North Lab Table Drawers and Cabinets (As Numbered)	0.00
3035	3035-10	8/21/2024	16:57	72	43	S	North Lab Table Drawers and Cabinets (As Numbered)	0.00
3035	3035-11	8/21/2024	16:58	72	43	S	North Lab Table Drawers and Cabinets (As Numbered)	0.00
3035	3035-12	8/21/2024	16:58	72	43	S	North Lab Table Drawers and Cabinets (As Numbered)	0.00
3035	3035-13	8/21/2024	16:59	72	43	S	North Lab Table Drawers and Cabinets (As Numbered)	0.00
3035	3035-14	8/21/2024	16:59	72	43	S	North Lab Table Drawers and Cabinets (As Numbered)	0.00
3035	3035-15	8/21/2024	17:00	72	43	S	North Lab Table Drawers and Cabinets (As Numbered)	0.00
3035	SC-1	8/21/2024	17:00	72	43	S	Sink Cabinet	0.00
3035	3035-16	8/21/2024	17:00	72	44	S	North Lab Table Drawers and Cabinets (As Numbered)	0.00
3035	3035-17	8/21/2024	17:01	72	44	S	North Lab Table Drawers and Cabinets (As Numbered)	0.00
3035	3035-18	8/21/2024	17:01	72	44	S	North Lab Table Drawers and Cabinets (As Numbered)	0.00
3035	3035-19	8/21/2024	17:02	72	44	S	North Lab Table Drawers and Cabinets (As Numbered)	0.00
3035	3035-20	8/21/2024	17:02	72	44	S	North Lab Table Drawers and Cabinets (As Numbered)	0.00
3035	3035-21	8/21/2024	17:03	72	44	S	North Lab Table Drawers and Cabinets (As Numbered)	0.00
3035	3035-22	8/21/2024	17:03	72	44	S	North Lab Table Drawers and Cabinets (As Numbered)	0.00
3035	3035-23	8/21/2024	17:04	72	44	S	North Lab Table Drawers and Cabinets (As Numbered)	0.00
3035	3035-24	8/21/2024	17:04	72	44	S	North Lab Table Drawers and Cabinets (As Numbered)	0.00
3035	3035-25	8/21/2024	17:05	72	44	S	North Lab Table Drawers and Cabinets (As Numbered)	0.00
3035	3035-26	8/21/2024	17:05	72	44	S	North Lab Table Drawers and Cabinets (As Numbered)	0.00
3035	3035-27	8/21/2024	17:06	72	44	S	North Lab Table Drawers and Cabinets (As Numbered)	0.00
3035	3035-28	8/21/2024	17:06	72	44	S	North Lab Table Drawers and Cabinets (As Numbered)	0.00
3035	3035-29	8/21/2024	17:07	72	44	S	North Lab Table Drawers and Cabinets (As Numbered)	0.00
3035	3035-30	8/21/2024	17:07	72	44	S	North Lab Table Drawers and Cabinets (As Numbered)	0.00
3035	3035-31	8/21/2024	17:08	72	44	S	North Lab Table Drawers and Cabinets (As Numbered)	0.00
3035	3035-32	8/21/2024	17:08	72	44	S	North Lab Table Drawers and Cabinets (As Numbered)	0.00
3035	3035-33	8/21/2024	17:09	72	44	S	North Lab Table Drawers and Cabinets (As Numbered)	0.00
3035	3035-34	8/21/2024	17:09	72	44	S	North Lab Table Drawers and Cabinets (As Numbered)	0.00

Room #	Location ID	Date	Time	Temp (°F)	Relative Humidity (%)	Sample Type	Notes	Results (µg/m³)
Building: Natural Science Building, Phase I							Survey Conducted By: Matt Holquist, Rachele Anthony, Robert Swick	
Location: SUNY Purchase							Project Name/Location: Renovate Natural Science Building Phase I/SUNY Purchase	
Project Number: 20186							Instrument: Jerome J405 Serial #: 40500555	
Zero Test: Start Jerome where no Mercury Vapor is present and reading should be Zero micrograms/cubic meter (µg/m³)								
Sample Type: A=Ambient, conducted approximately 1 meter from the floor.								
S=Specific Location, conducted approximately 0.1 meter from the surface.								
Detection Limit (DL) for this unit is 0.01 micrograms/cubic meter (µg/m³)								
Any reading less than 0.01 micrograms/cubic meter (µg/m³) including 0 micrograms/cubic meter (µg/m³) is considered <DL µg/m³								
3035	3035-35	8/21/2024	17:10	72	44	S	North Lab Table Drawers and Cabinets (As Numbered)	0.00
3035	3035-36	8/21/2024	17:10	72	44	S	North Lab Table Drawers and Cabinets (As Numbered)	0.00
3035	NC-1	8/21/2024	17:11	70	45	S	North Cupboards (West to East)	0.00
3035	NC-2	8/21/2024	17:11	70	45	S	North Cupboards (West to East)	0.00
3035	NC-3	8/21/2024	17:12	70	45	S	North Cupboards (West to East)	0.00
3035	NC-4	8/21/2024	17:12	70	45	S	North Cupboards (West to East)	0.00
3035	NC-5	8/21/2024	17:13	70	45	S	North Cupboards (West to East)	0.00
3035	NC-6	8/21/2024	17:13	70	45	S	North Cupboards (West to East)	0.00
3035	NC-7	8/21/2024	17:14	70	45	S	North Cupboards (West to East)	0.00
3035	TC-1	8/21/2024	17:14	70	45	S	Tall Cabinets (Clockwise)	0.00
3035	TC-2	8/21/2024	17:15	70	45	S	Tall Cabinets (Clockwise)	0.00
3035	TC-3	8/21/2024	17:15	70	45	S	Tall Cabinets (Clockwise)	0.00
3035	TC-4	8/21/2024	17:16	70	45	S	Tall Cabinets (Clockwise)	0.00
3035	SLTD-1	8/21/2024	17:16	70	45	S	South Lab Table Drawers (West to East)	0.00
3035	SLTD-2	8/21/2024	17:17	70	45	S	South Lab Table Drawers (West to East)	0.00
3035	SLTD-3	8/21/2024	17:17	70	45	S	South Lab Table Drawers (West to East)	0.00
3035	SLTD-4	8/21/2024	17:18	70	45	S	South Lab Table Drawers (West to East)	0.00
3035	UNLT-1	8/21/2024	17:18	70	45	S	Under North Lab Table (West to East)	0.00
3035	UNLT-2	8/21/2024	17:19	70	45	S	Under North Lab Table (West to East)	0.00
3035	UNLT-3	8/21/2024	17:19	70	45	S	Under North Lab Table (West to East)	0.00
3035	UNLT-4	8/21/2024	17:20	70	45	S	Under North Lab Table (West to East)	0.00
3035	UNLT-5	8/21/2024	17:20	70	45	S	Under North Lab Table (West to East)	0.00
3035	UTC-1	8/21/2024	17:21	70	45	S	Under Tall Cabinets (Clockwise)	0.00
3035	UTC-2	8/21/2024	17:21	70	45	S	Under Tall Cabinets (Clockwise)	0.00
3035	UTC-3	8/21/2024	17:22	70	45	S	Under Tall Cabinets (Clockwise)	0.00
3035	UTC-4	8/21/2024	17:22	70	45	S	Under Tall Cabinets (Clockwise)	0.00
3017	A-1	8/22/2024	8:40	70	46	A	Ambient Room Readings (Clockwise)	0.00
3017	A-2	8/22/2024	8:40	70	46	A	Ambient Room Readings (Clockwise)	0.00
3017	A-3	8/22/2024	8:41	70	46	A	Ambient Room Readings (Clockwise)	0.00
3017	A-4	8/22/2024	8:41	70	46	A	Ambient Room Readings (Clockwise)	0.00
3017	A-5	8/22/2024	8:42	70	46	A	Ambient Room Readings (Clockwise)	0.00
3017	3017-01	8/22/2024	8:45	70	46	S	West Lab Table Drawers and Cabinets (As Numbered)	0.00
3017	3017-02	8/22/2024	8:45	70	46	S	West Lab Table Drawers and Cabinets (As Numbered)	0.00
3017	3017-03	8/22/2024	8:46	70	46	S	West Lab Table Drawers and Cabinets (As Numbered)	0.00
3017	3017-04	8/22/2024	8:46	70	46	S	West Lab Table Drawers and Cabinets (As Numbered)	0.00
3017	3017-05	8/22/2024	8:47	70	46	S	West Lab Table Drawers and Cabinets (As Numbered)	0.00
3017	3017-06					S	West Lab Table Drawers and Cabinets (As Numbered)	Locked
3017	3017-07	8/22/2024	8:48	70	46	S	West Lab Table Drawers and Cabinets (As Numbered)	0.00
3017	3017-08	8/22/2024	8:48	70	46	S	West Lab Table Drawers and Cabinets (As Numbered)	0.00
3017	3017-09	8/22/2024	8:49	70	46	S	West Lab Table Drawers and Cabinets (As Numbered)	0.00
3017	3017-10	8/22/2024	8:49	70	46	S	West Lab Table Drawers and Cabinets (As Numbered)	0.00
3017	3017-11	8/22/2024	8:50	70	46	S	West Lab Table Drawers and Cabinets (As Numbered)	0.00
3017	3017-12	8/22/2024	8:50	70	46	S	West Lab Table Drawers and Cabinets (As Numbered)	0.00
3017	3017-13	8/22/2024	8:51	70	46	S	West Lab Table Drawers and Cabinets (As Numbered)	0.00
3017	3017-14	8/22/2024	8:51	70	46	S	West Lab Table Drawers and Cabinets (As Numbered)	0.00
3017	3017-15	8/22/2024	8:52	70	46	S	West Lab Table Drawers and Cabinets (As Numbered)	0.00
3017	3017-16	8/22/2024	8:52	70	46	S	West Lab Table Drawers and Cabinets (As Numbered)	0.00
3017	3017-17	8/22/2024	8:53	70	46	S	West Lab Table Drawers and Cabinets (As Numbered)	0.00
3017	3017-18	8/22/2024	8:53	70	46	S	West Lab Table Drawers and Cabinets (As Numbered)	0.00
3017	3017-19	8/22/2024	8:54	70	46	S	North Cupboards (As Numbered)	0.00
3017	3017-20	8/22/2024	8:54	70	46	S	North Cupboards (As Numbered)	0.00
3017	WC-1	8/22/2024	8:55	70	46	S	West Cupboards (South to North)	0.00
3017	WC-2	8/22/2024	8:55	70	46	S	West Cupboards (South to North)	0.00
3017	WC-3	8/22/2024	8:56	70	46	S	West Cupboards (South to North)	0.00
3017	WC-4	8/22/2024	8:56	70	46	S	West Cupboards (South to North)	0.00
3017	FHC-1	8/22/2024	8:58	70	46	S	Fume Hood Cabinet	0.00
3017	SC-1	8/22/2024	8:59	70	46	S	Sink Cabinet	0.00
3017	UNC-1	8/22/2024	9:02	70	46	S	Under North Cabinet Consistent elevated readings ranging between 51.27 and 135.3.	135.30
3017	UEC-1	8/22/2024	9:05	70	46	S	Under East Sink	0.00
3017	UFH-1	8/22/2024	9:08	70	46	S	Under Fume Hood and Sink	0.00
3017	UWLT-1	8/22/2024	9:10	70	46	S	Under West Lab Tables (South to North)	0.00
3017	UWLT-2	8/22/2024	9:13	70	46	S	Under West Lab Tables (South to North)	0.00
3030	A-1	8/22/2024	9:21	72	43	A	Ambient Room Readings (Clockwise)	0.00
3030	A-2	8/22/2024	9:22	72	43	A	Ambient Room Readings (Clockwise)	0.00
3030	A-3	8/22/2024	9:22	72	43	A	Ambient Room Readings (Clockwise)	0.00
3030	A-4	8/22/2024	9:23	72	43	A	Ambient Room Readings (Clockwise)	0.00
3030	LT-1	8/22/2024	9:24	72	43	S	Lab Table, Sink, and Fume Hood Drawers and Cabinets (Clockwise)	0.00
3030	LT-2	8/22/2024	9:25	72	43	S	Lab Table, Sink, and Fume Hood Drawers and Cabinets (Clockwise)	0.00
3030	LT-3	8/22/2024	9:26	72	43	S	Lab Table, Sink, and Fume Hood Drawers and Cabinets (Clockwise)	0.00
3030	LT-4	8/22/2024	9:27	72	43	S	Lab Table, Sink, and Fume Hood Drawers and Cabinets (Clockwise)	0.00
3030	LT-5	8/22/2024	9:28	72	43	S	Lab Table, Sink, and Fume Hood Drawers and Cabinets (Clockwise)	0.00
3030	LT-6	8/22/2024	9:40	72	43	S	Lab Table, Sink, and Fume Hood Drawers and Cabinets (Clockwise)	0.00
3030	LT-7	8/22/2024	9:41	72	43	S	Lab Table, Sink, and Fume Hood Drawers and Cabinets (Clockwise)	0.00
3030	LT-8	8/22/2024	9:42	72	43	S	Lab Table, Sink, and Fume Hood Drawers and Cabinets (Clockwise)	0.00
3030	LT-9	8/22/2024	9:43	72	43	S	Lab Table, Sink, and Fume Hood Drawers and Cabinets (Clockwise)	0.00
3030	LT-10	8/22/2024	9:44	72	43	S	Lab Table, Sink, and Fume Hood Drawers and Cabinets (Clockwise)	0.00
3030	LT-11	8/22/2024	9:45	72	43	S	Lab Table, Sink, and Fume Hood Drawers and Cabinets (Clockwise)	0.00
3030	LT-12	8/22/2024	9:46	72	43	S	Lab Table, Sink, and Fume Hood Drawers and Cabinets (Clockwise)	0.00
3030	LT-13	8/22/2024	9:47	72	43	S	Lab Table, Sink, and Fume Hood Drawers and Cabinets (Clockwise)	0.00
3030	LT-14	8/22/2024	9:48	72	43	S	Lab Table, Sink, and Fume Hood Drawers and Cabinets (Clockwise)	0.00

Building: Natural Science Building, Phase I							Survey Conducted By: Matt Holquist, Rachele Anthony, Robert Swick	
Location: SUNY Purchase							Project Name/Location: Renovate Natural Science Building Phase I/SUNY Purchase	
Project Number: 20186							Instrument: Jerome J405 Serial #: 40500555	
Zero Test: Start Jerome where no Mercury Vapor is present and reading should be Zero micrograms/cubic meter ($\mu\text{g}/\text{m}^3$)								
Sample Type: A=Ambient, conducted approximately 1 meter from the floor. S=Specific Location, conducted approximately 0.1 meter from the surface.								
Detection Limit (DL) for this unit is 0.01 micrograms/cubic meter ($\mu\text{g}/\text{m}^3$)								
Any reading less than 0.01 micrograms/cubic meter ($\mu\text{g}/\text{m}^3$) including 0 micrograms/cubic meter ($\mu\text{g}/\text{m}^3$) is considered <DL $\mu\text{g}/\text{m}^3$								
Room #	Location ID	Date	Time	Temp (°F)	Relative Humidity (%)	Sample Type	Notes	Results ($\mu\text{g}/\text{m}^3$)
3030	LT-15	8/22/2024	9:49	72	43	S	Lab Table, Sink, and Fume Hood Drawers and Cabinets (Clockwise)	0.00
3030	LT-16	8/22/2024	9:50	72	43	S	Lab Table, Sink, and Fume Hood Drawers and Cabinets (Clockwise)	0.00
3030	LT-17	8/22/2024	9:51	72	43	S	Lab Table, Sink, and Fume Hood Drawers and Cabinets (Clockwise)	0.00
3030	LT-18	8/22/2024	9:52	72	43	S	Lab Table, Sink, and Fume Hood Drawers and Cabinets (Clockwise)	0.00
3030	LT-19	8/22/2024	9:53	72	43	S	Lab Table, Sink, and Fume Hood Drawers and Cabinets (Clockwise)	0.00
3030	LT-20	8/22/2024	9:53	72	43	S	Lab Table, Sink, and Fume Hood Drawers and Cabinets (Clockwise)	0.00
3030	LT-21	8/22/2024	9:54	72	43	S	Lab Table, Sink, and Fume Hood Drawers and Cabinets (Clockwise)	0.00
3030	LT-22	8/22/2024	9:55	72	43	S	Lab Table, Sink, and Fume Hood Drawers and Cabinets (Clockwise)	0.00
3030	LT-23	8/22/2024	9:56	72	43	S	Lab Table, Sink, and Fume Hood Drawers and Cabinets (Clockwise)	0.00
3030	LT-24	8/22/2024	9:57	72	43	S	Lab Table, Sink, and Fume Hood Drawers and Cabinets (Clockwise)	0.00
3030	LT-25	8/22/2024	9:58	72	43	S	Lab Table, Sink, and Fume Hood Drawers and Cabinets (Clockwise)	0.00
3030	C-1	8/22/2024	10:00	72	43	S	Cupboards (Clockwise)	0.00
3030	C-2	8/22/2024	10:01	72	43	S	Cupboards (Clockwise)	0.00
3030	C-3	8/22/2024	10:02	72	43	S	Cupboards (Clockwise)	0.00
3030	C-4	8/22/2024	10:03	72	43	S	Cupboards (Clockwise)	0.00
3030	C-5	8/22/2024	10:04	72	43	S	Cupboards (Clockwise)	0.00
3030	C-6	8/22/2024	10:05	72	43	S	Cupboards (Clockwise) (NW Cupboard) Cupboard location is immediately adjacent to the doorway. Elevated readings within this cupboard ranged from 2.30 to 5.30, note that there are many mercury compounds stored within this chemical storage cupboard. Space opened up for a period of time and additional readings taken immediately at the shelving still showed elevated results.	5.30
3030	C-7	8/22/2024	10:10	72	43	S	Cupboards (Clockwise)	0.00
3030	USC-1	8/22/2024	10:11	72	43	S	Under South Cabinets (East to West)	0.00
3030	USC-2	8/22/2024	10:12	72	43	S	Under South Cabinets (East to West)	0.00
3030	USLT-1	8/22/2024	10:13	72	43	S	Under South Lab Tables (East to West)	0.00
3030	USLT-2	8/22/2024	10:15	72	43	S	Under South Lab Tables (East to West)	0.00
3030	USLT-3	8/22/2024	10:17	72	43	S	Under South Lab Tables (East to West)	0.00
3030	USLT-4	8/22/2024	10:19	72	43	S	Under South Lab Tables (East to West)	0.00
3030	UFH-1	8/22/2024	10:21	72	43	S	Under North Fume Hood Consistent elevated readings ranging between 0.76 and 0.85.	0.85
3030	UNLT-1	8/22/2024	10:25	72	43	S	Under North Lab Tables (West to East)	0.00
3030	UNLT-2	8/22/2024	10:27	72	43	S	Under North Lab Tables (West to East)	0.00
0032	A-1	8/22/2024	10:36	72	50	A	Ambient Room Readings (Clockwise)	0.00
0032	A-2	8/22/2024	10:36	72	50	A	Ambient Room Readings (Clockwise)	0.00
0032	A-3	8/22/2024	10:37	72	50	A	Ambient Room Readings (Clockwise)	0.00
0032	A-4	8/22/2024	10:37	72	50	A	Ambient Room Readings (Clockwise)	0.00
0032	A-5	8/22/2024	10:38	72	50	A	Ambient Room Readings (Clockwise)	0.00
0032	A-6	8/22/2024	10:38	72	50	A	Ambient Room Readings (Clockwise)	0.00
0032	A-7	8/22/2024	10:39	72	50	A	Ambient Room Readings (Clockwise)	0.00
0032	A-8	8/22/2024	10:39	72	50	A	Ambient Room Readings (Clockwise)	0.00
0032	A-9	8/22/2024	10:40	72	50	A	Ambient Room Readings (Clockwise)	0.00
0032	A-10	8/22/2024	10:40	72	50	A	Ambient Room Readings (Clockwise)	0.00
0032	A-11	8/22/2024	10:41	72	50	A	Ambient Room Readings (Clockwise)	0.00
0032	A-12	8/22/2024	10:41	72	50	A	Ambient Room Readings (Clockwise)	0.00
0032	A-13	8/22/2024	10:42	72	50	A	Ambient Room Readings (Clockwise)	0.00
0032	A-14	8/22/2024	10:42	72	50	A	Ambient Room Readings (Clockwise)	0.00
0032	A-15	8/22/2024	10:43	72	50	A	Ambient Room Readings (Clockwise)	0.00
0032	A-16	8/22/2024	10:43	72	50	A	Ambient Room Readings (Clockwise)	0.00
0032	A-17	8/22/2024	10:44	72	50	A	Ambient Room Readings (Clockwise)	0.00
0032	A-18	8/22/2024	10:44	72	50	A	Ambient Room Readings (Clockwise)	0.00
0032	SC-1	8/22/2024	10:51	72	50	S	Eye Wash Cabinet	0.00
0032	0032-1	8/22/2024	10:47	72	50	S	East Lab Table Drawers and Cabinets (As Numbered)	0.00
0032	0032-2	8/22/2024	10:47	72	50	S	East Lab Table Drawers and Cabinets (As Numbered)	0.00
0032	0032-3	8/22/2024	10:48	72	50	S	East Lab Table Drawers and Cabinets (As Numbered)	0.00
0032	0032-4	8/22/2024	10:48	72	50	S	East Lab Table Drawers and Cabinets (As Numbered)	0.00
0032	0032-5	8/22/2024	10:49	72	50	S	East Lab Table Drawers and Cabinets (As Numbered)	0.00
0032	0032-6	8/22/2024	10:49	72	50	S	East Lab Table Drawers and Cabinets (As Numbered)	0.00
0032	0032-7	8/22/2024	10:50	72	50	S	East Lab Table Drawers and Cabinets (As Numbered)	0.00
0032	0032-8	8/22/2024	10:50	72	50	S	East Lab Table Drawers and Cabinets (As Numbered)	0.00
0032	EWC-1	8/22/2024	10:51	72	50	S	Eye Wash Cabinet	0.00
0032	0032-9	8/22/2024	10:51	72	50	S	East Lab Table Drawers and Cabinets (As Numbered)	0.00
0032	0032-10	8/22/2024	10:52	72	50	S	East Lab Table Drawers and Cabinets (As Numbered)	0.00
0032	0032-11	8/22/2024	10:52	72	50	S	East Lab Table Drawers and Cabinets (As Numbered)	0.00
0032	0032-12	8/22/2024	10:53	72	50	S	East Lab Table Drawers and Cabinets (As Numbered)	0.00
0032	0032-13	8/22/2024	10:53	72	50	S	East Lab Table Drawers and Cabinets (As Numbered)	0.00
0032	0032-14	8/22/2024	10:54	72	50	S	East Lab Table Drawers and Cabinets (As Numbered)	0.00
0032	0032-15	8/22/2024	10:54	72	50	S	East Lab Table Drawers and Cabinets (As Numbered)	0.00
0032	0032-16	8/22/2024	10:55	72	50	S	East Lab Table Drawers and Cabinets (As Numbered)	0.00
0032	0032-17	8/22/2024	10:55	72	50	S	East Lab Table Drawers and Cabinets (As Numbered)	0.00
0032	0032-18	8/22/2024	10:56	72	50	S	East Lab Table Drawers and Cabinets (As Numbered)	0.00
0032	0032-19	8/22/2024	10:56	72	50	S	East Lab Table Drawers and Cabinets (As Numbered)	0.00
0032	0032-20	8/22/2024	10:57	72	50	S	East Lab Table Drawers and Cabinets (As Numbered)	0.00
0032	0032-21	8/22/2024	10:57	72	50	S	Northeast Lab Table Drawers (As Numbered)	0.00
0032	0032-22	8/22/2024	10:58	72	50	S	Northeast Lab Table Drawers (As Numbered)	0.00
0032	0032-23	8/22/2024	10:58	72	50	S	Northeast Lab Table Drawers (As Numbered)	0.00
0032	0032-24	8/22/2024	10:59	72	50	S	Northeast Lab Table Drawers (As Numbered)	0.00
0032	0032-25	8/22/2024	10:59	72	50	S	Northeast Lab Table Drawers (As Numbered)	0.00
0032	0032-26	8/22/2024	11:00	72	50	S	Northeast Lab Table Drawers (As Numbered)	0.00
0032	0032-27	8/22/2024	11:00	72	50	S	Northeast Lab Table Drawers (As Numbered)	0.00
0032	0032-28	8/22/2024	11:01	72	50	S	Northeast Lab Table Drawers (As Numbered)	0.00
0032	0032-29	8/22/2024	11:01	72	50	S	Northeast Lab Table Drawers (As Numbered)	0.00
0032	0032-30	8/22/2024	11:02	72	50	S	Northeast Lab Table Drawers (As Numbered)	0.00

Building: Natural Science Building, Phase I							Survey Conducted By: Matt Holquist, Rachele Anthony, Robert Swick	
Location: SUNY Purchase							Project Name/Location: Renovate Natural Science Building Phase I/SUNY Purchase	
Project Number: 20186							Instrument: Jerome J405 Serial #: 40500555	
Zero Test: Start Jerome where no Mercury Vapor is present and reading should be Zero micrograms/cubic meter ($\mu\text{g}/\text{m}^3$)								
Sample Type: A=Ambient, conducted approximately 1 meter from the floor. S=Specific Location, conducted approximately 0.1 meter from the surface.								
Detection Limit (DL) for this unit is 0.01 micrograms/cubic meter ($\mu\text{g}/\text{m}^3$)								
Any reading less than 0.01 micrograms/cubic meter ($\mu\text{g}/\text{m}^3$) including 0 micrograms/cubic meter ($\mu\text{g}/\text{m}^3$) is considered <DL $\mu\text{g}/\text{m}^3$								
Room #	Location ID	Date	Time	Temp (°F)	Relative Humidity (%)	Sample Type	Notes	Results ($\mu\text{g}/\text{m}^3$)
0032	0032-31	8/22/2024	11:02	72	50	S	Northeast Lab Table Drawers (As Numbered)	0.00
0032	0032-32	8/22/2024	11:03	72	50	S	Northeast Lab Table Drawers (As Numbered)	0.00
0032	0032-33	8/22/2024	11:03	72	50	S	Northeast Lab Table Drawers (As Numbered)	0.00
0032	0032-34	8/22/2024	11:04	72	50	S	Northeast Lab Table Drawers (As Numbered)	0.00
0032	0032-35	8/22/2024	11:04	72	50	S	Northeast Lab Table Drawers (As Numbered)	0.00
0032	0032-36	8/22/2024	11:05	72	50	S	Northeast Lab Table Drawers (As Numbered)	0.00
0032	0032-37	8/22/2024	11:05	72	50	S	Northeast Lab Table Drawers (As Numbered)	0.00
0032	0032-38	8/22/2024	11:06	72	50	S	Northeast Lab Table Drawers (As Numbered)	0.00
0032	0032-39	8/22/2024	11:06	72	50	S	Northeast Lab Table Drawers (As Numbered)	0.00
0032	0032-40	8/22/2024	11:07	72	50	S	Northeast Lab Table Drawers (As Numbered)	0.00
0032	0032-41	8/22/2024	11:07	72	50	S	Northeast Lab Table Drawers (As Numbered)	0.00
0032	0032-42	8/22/2024	11:08	72	50	S	Northeast Lab Table Drawers (As Numbered)	0.00
0032	0032-43	8/22/2024	11:08	72	50	S	Northeast Lab Table Drawers (As Numbered)	0.00
0032	0032-44	8/22/2024	11:09	72	50	S	Northeast Lab Table Drawers (As Numbered)	0.00
0032	0032-45	8/22/2024	11:09	72	50	S	Northeast Lab Table Drawers (As Numbered)	0.00
0032	0032-46	8/22/2024	11:10	72	50	S	Northeast Lab Table Drawers (As Numbered)	0.00
0032	0032-47	8/22/2024	11:10	72	50	S	Northeast Lab Table Drawers (As Numbered)	0.00
0032	0032-48	8/22/2024	11:11	72	50	S	Northeast Lab Table Drawers (As Numbered)	0.00
0032	0032-49	8/22/2024	11:11	72	50	S	Northeast Lab Table Drawers (As Numbered)	0.00
0032	0032-50	8/22/2024	11:12	72	50	S	Northeast Lab Table Drawers (As Numbered)	0.00
0032	0032-51	8/22/2024	11:12	72	50	S	Northeast Lab Table Drawers (As Numbered)	0.00
0032	0032-52	8/22/2024	11:13	72	50	S	Northeast Lab Table Drawers (As Numbered)	0.00
0032	NELTC-1	8/22/2024	11:13	72	50	S	Northeast Lab Table Cabinets (Clockwise)	0.00
0032	NELTC-2	8/22/2024	11:14	72	50	S	Northeast Lab Table Cabinets (Clockwise)	0.00
0032	NELTC-3	8/22/2024	11:14	72	50	S	Northeast Lab Table Cabinets (Clockwise)	0.00
0032	NELTC-4	8/22/2024	11:15	72	50	S	Northeast Lab Table Cabinets (Clockwise)	0.00
0032	NELTC-5	8/22/2024	11:15	72	50	S	Northeast Lab Table Cabinets (Clockwise)	0.00
0032	NELTC-6	8/22/2024	11:16	72	50	S	Northeast Lab Table Cabinets (Clockwise)	0.00
0032	NELTC-7	8/22/2024	11:16	72	50	S	Northeast Lab Table Cabinets (Clockwise)	0.00
0032	NELTC-8	8/22/2024	11:17	72	50	S	Northeast Lab Table Cabinets (Clockwise)	0.00
0032	0032-53	8/22/2024	11:17	72	50	S	Northwest Lab Table Drawers (As Numbered)	0.00
0032	0032-54	8/22/2024	11:18	72	50	S	Northwest Lab Table Drawers (As Numbered)	0.00
0032	0032-55	8/22/2024	11:18	72	50	S	Northwest Lab Table Drawers (As Numbered)	0.00
0032	0032-56	8/22/2024	11:19	72	50	S	Northwest Lab Table Drawers (As Numbered)	0.00
0032	0032-57	8/22/2024	11:19	72	50	S	Northwest Lab Table Drawers (As Numbered)	0.00
0032	0032-58	8/22/2024	11:19	72	50	S	Northwest Lab Table Drawers (As Numbered)	0.00
0032	0032-59	8/22/2024	11:20	72	50	S	Northwest Lab Table Drawers (As Numbered)	0.00
0032	0032-60	8/22/2024	11:20	72	50	S	Northwest Lab Table Drawers (As Numbered)	0.00
0032	0032-61	8/22/2024	11:20	72	50	S	Northwest Lab Table Drawers (As Numbered)	0.00
0032	0032-62	8/22/2024	11:21	72	50	S	Northwest Lab Table Drawers (As Numbered)	0.00
0032	0032-63	8/22/2024	11:21	72	50	S	Northwest Lab Table Drawers (As Numbered)	0.00
0032	0032-64	8/22/2024	11:21	72	50	S	Northwest Lab Table Drawers (As Numbered)	0.00
0032	0032-65	8/22/2024	11:22	72	50	S	Northwest Lab Table Drawers (As Numbered)	0.00
0032	0032-66	8/22/2024	11:22	72	50	S	Northwest Lab Table Drawers (As Numbered)	0.00
0032	0032-67	8/22/2024	11:22	72	50	S	Northwest Lab Table Drawers (As Numbered)	0.00
0032	0032-68	8/22/2024	11:23	72	50	S	Northwest Lab Table Drawers (As Numbered)	0.00
0032	0032-69	8/22/2024	11:23	72	50	S	Northwest Lab Table Drawers (As Numbered)	0.00
0032	0032-70	8/22/2024	11:23	72	50	S	Northwest Lab Table Drawers (As Numbered)	0.00
0032	0032-71	8/22/2024	11:24	72	50	S	Northwest Lab Table Drawers (As Numbered)	0.00
0032	0032-72	8/22/2024	11:24	72	50	S	Northwest Lab Table Drawers (As Numbered)	0.00
0032	0032-73	8/22/2024	11:25	72	50	S	Northwest Lab Table Drawers (As Numbered)	0.00
0032	0032-74	8/22/2024	11:25	72	50	S	Northwest Lab Table Drawers (As Numbered)	0.00
0032	0032-75	8/22/2024	11:26	72	50	S	Northwest Lab Table Drawers (As Numbered)	0.00
0032	0032-76	8/22/2024	11:26	72	50	S	Northwest Lab Table Drawers (As Numbered)	0.00
0032	0032-77	8/22/2024	11:26	72	50	S	Northwest Lab Table Drawers (As Numbered)	0.00
0032	0032-78	8/22/2024	11:27	72	50	S	Northwest Lab Table Drawers (As Numbered)	0.00
0032	0032-79	8/22/2024	11:27	72	50	S	Northwest Lab Table Drawers (As Numbered)	0.00
0032	0032-80	8/22/2024	11:28	72	50	S	Northwest Lab Table Drawers (As Numbered)	0.00
0032	0032-81	8/22/2024	11:28	72	50	S	Northwest Lab Table Drawers (As Numbered)	0.00
0032	0032-82	8/22/2024	11:29	72	50	S	Northwest Lab Table Drawers (As Numbered)	0.00
0032	0032-83	8/22/2024	11:29	72	50	S	Northwest Lab Table Drawers (As Numbered)	0.00
0032	0032-84	8/22/2024	11:30	72	50	S	Northwest Lab Table Drawers (As Numbered)	0.00
0032	NWLTC-1	8/22/2024	11:30	72	50	S	Northwest Lab Table Cabinets (Clockwise)	0.00
0032	NWLTC-2	8/22/2024	11:31	72	50	S	Northwest Lab Table Cabinets (Clockwise)	0.00
0032	NWLTC-3	8/22/2024	11:31	72	50	S	Northwest Lab Table Cabinets (Clockwise)	0.00
0032	NWLTC-4	8/22/2024	11:31	72	50	S	Northwest Lab Table Cabinets (Clockwise)	0.00
0032	NWLTC-5	8/22/2024	11:32	72	50	S	Northwest Lab Table Cabinets (Clockwise)	0.00
0032	NWLTC-6	8/22/2024	11:32	72	50	S	Northwest Lab Table Cabinets (Clockwise)	0.00
0032	NWLTC-7	8/22/2024	11:33	72	50	S	Northwest Lab Table Cabinets (Clockwise)	0.00
0032	NWLTC-8	8/22/2024	11:33	72	50	S	Northwest Lab Table Cabinets (Clockwise)	0.00
0032	0032-85	8/22/2024	11:34	72	50	S	South Lab Table Drawers (As Numbered)	0.00
0032	0032-86	8/22/2024	11:35	72	50	S	South Lab Table Drawers (As Numbered)	0.00
0032	0032-87	8/22/2024	11:35	72	50	S	South Lab Table Drawers (As Numbered)	0.00
0032	0032-88	8/22/2024	11:35	72	50	S	South Lab Table Drawers (As Numbered)	0.00
0032	0032-89	8/22/2024	11:36	72	50	S	South Lab Table Drawers (As Numbered)	0.00
0032	0032-90	8/22/2024	11:36	72	50	S	South Lab Table Drawers (As Numbered)	0.00
0032	0032-91	8/22/2024	11:36	72	50	S	South Lab Table Drawers (As Numbered)	0.00
0032	0032-92	8/22/2024	11:37	72	50	S	South Lab Table Drawers (As Numbered)	0.00
0032	0032-93	8/22/2024	11:37	72	50	S	South Lab Table Drawers (As Numbered)	0.00
0032	0032-94	8/22/2024	11:37	72	50	S	South Lab Table Drawers (As Numbered)	0.00
0032	0032-95	8/22/2024	11:38	72	50	S	South Lab Table Drawers (As Numbered)	0.00

Building: Natural Science Building, Phase I							Survey Conducted By: Matt Holquist, Rachele Anthony, Robert Swick	
Location: SUNY Purchase							Project Name/Location: Renovate Natural Science Building Phase I/SUNY Purchase	
Project Number: 20186							Instrument: Jerome J405 Serial #: 40500555	
Zero Test: Start Jerome where no Mercury Vapor is present and reading should be Zero micrograms/cubic meter ($\mu\text{g}/\text{m}^3$)								
Sample Type: A=Ambient, conducted approximately 1 meter from the floor. S=Specific Location, conducted approximately 0.1 meter from the surface.								
Detection Limit (DL) for this unit is 0.01 micrograms/cubic meter ($\mu\text{g}/\text{m}^3$)								
Any reading less than 0.01 micrograms/cubic meter ($\mu\text{g}/\text{m}^3$) including 0 micrograms/cubic meter ($\mu\text{g}/\text{m}^3$) is considered <DL $\mu\text{g}/\text{m}^3$								
Room #	Location ID	Date	Time	Temp (°F)	Relative Humidity (%)	Sample Type	Notes	Results ($\mu\text{g}/\text{m}^3$)
0032	0032-96	8/22/2024	11:38	72	50	S	South Lab Table Drawers (As Numbered)	0.00
0032	0032-97	8/22/2024	11:38	72	50	S	South Lab Table Drawers (As Numbered)	0.00
0032	0032-98	8/22/2024	11:39	72	50	S	South Lab Table Drawers (As Numbered)	0.00
0032	0032-99	8/22/2024	11:39	72	50	S	South Lab Table Drawers (As Numbered)	0.00
0032	0032-100	8/22/2024	11:40	72	50	S	South Lab Table Drawers (As Numbered)	0.00
0032	0032-101	8/22/2024	11:40	72	50	S	South Lab Table Drawers (As Numbered)	0.00
0032	0032-102	8/22/2024	11:41	72	50	S	South Lab Table Drawers (As Numbered)	0.00
0032	0032-103	8/22/2024	11:41	72	50	S	South Lab Table Drawers (As Numbered)	0.00
0032	0032-104	8/22/2024	11:42	72	50	S	South Lab Table Drawers (As Numbered)	0.00
0032	0032-105	8/22/2024	11:42	72	50	S	South Lab Table Drawers (As Numbered)	0.00
0032	0032-106	8/22/2024	11:43	72	50	S	South Lab Table Drawers (As Numbered)	0.00
0032	0032-107	8/22/2024	11:43	72	50	S	South Lab Table Drawers (As Numbered)	0.00
0032	0032-108	8/22/2024	11:44	72	50	S	South Lab Table Drawers (As Numbered)	0.00
0032	0032-109	8/22/2024	11:44	72	50	S	South Lab Table Drawers (As Numbered)	0.00
0032	0032-110	8/22/2024	11:45	72	50	S	South Lab Table Drawers (As Numbered)	0.00
0032	0032-111	8/22/2024	11:45	72	50	S	South Lab Table Drawers (As Numbered)	0.00
0032	0032-112	8/22/2024	11:46	72	50	S	South Lab Table Drawers (As Numbered)	0.00
0032	0032-113	8/22/2024	11:46	72	50	S	South Lab Table Drawers (As Numbered)	0.00
0032	0032-114	8/22/2024	11:47	72	50	S	South Lab Table Drawers (As Numbered)	0.00
0032	0032-115	8/22/2024	11:47	72	50	S	South Lab Table Drawers (As Numbered)	0.00
0032	0032-116	8/22/2024	11:48	72	50	S	South Lab Table Drawers (As Numbered)	0.00
0032	SLTC-1	8/22/2024	11:48	72	50	S	South Lab Table Cabinets (Clockwise)	0.00
0032	SLTC-2	8/22/2024	11:49	72	50	S	South Lab Table Cabinets (Clockwise)	0.00
0032	SLTC-3	8/22/2024	11:49	72	50	S	South Lab Table Cabinets (Clockwise)	0.00
0032	SLTC-4	8/22/2024	11:50	72	50	S	South Lab Table Cabinets (Clockwise)	0.00
0032	SLTC-5	8/22/2024	11:50	72	50	S	South Lab Table Cabinets (Clockwise)	0.00
0032	SLTC-6	8/22/2024	11:50	72	50	S	South Lab Table Cabinets (Clockwise)	0.00
0032	SLTC-7	8/22/2024	11:51	72	50	S	South Lab Table Cabinets (Clockwise)	0.00
0032	SLTC-8	8/22/2024	11:51	72	50	S	South Lab Table Cabinets (Clockwise)	0.00
0032	0032-117	8/22/2024	11:52	72	50	S	West Lab Table Drawers (As Numbered)	0.00
0032	0032-118	8/22/2024	11:52	72	50	S	West Lab Table Drawers (As Numbered)	0.00
0032	0032-119	8/22/2024	11:52	72	50	S	West Lab Table Drawers (As Numbered)	0.00
0032	0032-120	8/22/2024	11:53	72	50	S	West Lab Table Drawers (As Numbered)	0.00
0032	0032-121	8/22/2024	11:53	72	50	S	West Lab Table Drawers (As Numbered)	0.00
0032	0032-122	8/22/2024	11:53	72	50	S	West Lab Table Drawers (As Numbered)	0.00
0032	0032-123	8/22/2024	11:54	72	50	S	West Lab Table Drawers (As Numbered)	0.00
0032	0032-124	8/22/2024	11:54	72	50	S	West Lab Table Drawers (As Numbered)	0.00
0032	0032-125	8/22/2024	11:54	72	50	S	West Lab Table Drawers (As Numbered)	0.00
0032	0032-126	8/22/2024	11:55	72	50	S	West Lab Table Drawers (As Numbered)	0.00
0032	0032-127	8/22/2024	11:55	72	50	S	West Lab Table Drawers (As Numbered)	0.00
0032	0032-128	8/22/2024	11:55	72	50	S	West Lab Table Drawers (As Numbered)	0.00
0032	0032-129	8/22/2024	11:56	72	50	S	West Lab Table Drawers (As Numbered)	0.00
0032	0032-130	8/22/2024	11:56	72	50	S	West Lab Table Drawers (As Numbered)	0.00
0032	WLTC-1	8/22/2024	11:57	72	50	S	West Lab Table Cabinets (South to North)	0.00
0032	WLTC-2	8/22/2024	11:57	72	50	S	West Lab Table Cabinets (South to North)	0.00
0032	WLTC-3	8/22/2024	11:58	72	50	S	West Lab Table Cabinets (South to North)	0.00
0032	WLTC-4	8/22/2024	11:58	72	50	S	West Lab Table Cabinets (South to North)	0.00
0032	WLTC-5	8/22/2024	11:59	72	50	S	West Lab Table Cabinets (South to North)	0.00
0032	WLTC-6	8/22/2024	11:59	72	50	S	West Lab Table Cabinets (South to North)	0.00
0032	WLTC-7	8/22/2024	12:00	72	50	S	West Lab Table Cabinets (South to North)	0.00
0032	WC-1	8/22/2024	12:00	72	50	S	West Cupboards (South to North)	0.00
0032	WC-2	8/22/2024	12:01	72	50	S	West Cupboards (South to North)	0.00
0032	WC-3	8/22/2024	12:01	72	50	S	West Cupboards (South to North)	0.00
0032	WC-4	8/22/2024	12:02	72	50	S	West Cupboards (South to North)	0.00
0032	WC-5	8/22/2024	12:02	72	50	S	West Cupboards (South to North)	0.00
0032	EC-1	8/22/2024	12:03	72	50	S	East Cupboards (North to South)	0.00
0032	EC-2	8/22/2024	12:03	72	50	S	East Cupboards (North to South)	0.00
0032	EC-3	8/22/2024	12:04	72	50	S	East Cupboards (North to South)	0.00
0032	EC-4	8/22/2024	12:04	72	50	S	East Cupboards (North to South)	0.00
0032	EC-5	8/22/2024	12:05	72	50	S	East Cupboards (North to South)	0.00
0032	UFLT-1	8/22/2024	12:05	72	48	S	Under East Lab Table (North to South)	0.00
0032	UFLT-2	8/22/2024	12:08	72	48	S	Under East Lab Table (North to South)	0.00
0032	UFLT-3	8/22/2024	12:10	72	48	S	Under East Lab Table (North to South)	0.00
0032	UWLT-1	8/22/2024	12:12	72	48	S	Under West Lab Table (North to South)	0.00
0032	UWLT-2	8/22/2024	12:14	72	48	S	Under West Lab Table (North to South)	0.00
0032	UWLT-3	8/22/2024	12:15	72	48	S	Under West Lab Table (North to South)	0.00
0032	UNWLT-1	8/22/2024	12:17	72	48	S	Under Northwest Lab Table (Clockwise)	0.00
0032	UNWLT-2	8/22/2024	12:19	72	48	S	Under Northwest Lab Table (Clockwise)	0.00
0032	UNWLT-3	8/22/2024	12:22	72	48	S	Under Northwest Lab Table (Clockwise)	0.00
0032	UNWLT-4	8/22/2024	12:25	72	48	S	Under Northwest Lab Table (Clockwise)	0.00
0032	UNELT-1	8/22/2024	12:27	72	48	S	Under Northeast Lab Table (Clockwise)	0.00
0032	UNELT-2	8/22/2024	12:29	72	48	S	Under Northeast Lab Table (Clockwise)	0.00
0032	UNELT-3	8/22/2024	12:31	72	48	S	Under Northeast Lab Table (Clockwise)	0.00
0032	UNELT-4	8/22/2024	12:33	72	48	S	Under Northeast Lab Table (Clockwise)	0.00
0032	USLT-1	8/22/2024	12:38	72	48	S	Under South Lab Table (Clockwise)	0.00
0032	USLT-2	8/22/2024	12:40	72	48	S	Under South Lab Table (Clockwise)	0.00
0032	USLT-3	8/22/2024	12:42	72	48	S	Under South Lab Table (Clockwise)	0.00
0032	USLT-4	8/22/2024	12:44	72	48	S	Under South Lab Table (Clockwise)	0.00
0032	UFH-1	8/22/2024	12:50	72	48	S	Under Fume Hood	0.00
0032	UNC-1	8/22/2024	12:52	72	48	S	Under North Cabinets (West to East)	0.00
0032	UNC-2	8/22/2024	12:54	72	48	S	Under North Cabinets (West to East)	0.00

Building: Natural Science Building, Phase I							Survey Conducted By: Matt Holquist, Rachele Anthony, Robert Swick	
Location: SUNY Purchase							Project Name/Location: Renovate Natural Science Building Phase I/SUNY Purchase	
Project Number: 20186							Instrument: Jerome J405 Serial #: 40500555	
Zero Test: Start Jerome where no Mercury Vapor is present and reading should be Zero micrograms/cubic meter ($\mu\text{g}/\text{m}^3$)								
Sample Type: A=Ambient, conducted approximately 1 meter from the floor. S=Specific Location, conducted approximately 0.1 meter from the surface.								
Detection Limit (DL) for this unit is 0.01 micrograms/cubic meter ($\mu\text{g}/\text{m}^3$)								
Any reading less than 0.01 micrograms/cubic meter ($\mu\text{g}/\text{m}^3$) including 0 micrograms/cubic meter ($\mu\text{g}/\text{m}^3$) is considered <DL $\mu\text{g}/\text{m}^3$								
Room #	Location ID	Date	Time	Temp (°F)	Relative Humidity (%)	Sample Type	Notes	Results ($\mu\text{g}/\text{m}^3$)
0032	UNC-3	8/22/2024	12:56	72	48	S	Under North Cabinets (West to East)	0.00
0016	A-1	8/22/2024	13:05	70	48	A	Ambient Room Readings (Clockwise)	0.00
0016	A-2	8/22/2024	13:05	70	48	A	Ambient Room Readings (Clockwise)	0.00
0016	A-3	8/22/2024	13:06	70	48	A	Ambient Room Readings (Clockwise)	0.00
0016	A-4	8/22/2024	13:06	70	48	A	Ambient Room Readings (Clockwise)	0.00
0016	A-5	8/22/2024	13:07	70	48	A	Ambient Room Readings (Clockwise)	0.00
0016	A-6	8/22/2024	13:07	70	48	A	Ambient Room Readings (Clockwise)	0.00
0016	A-7	8/22/2024	13:08	70	48	A	Ambient Room Readings (Clockwise)	0.00
0016	A-8	8/22/2024	13:08	70	48	A	Ambient Room Readings (Clockwise)	0.00
0016	A-9	8/22/2024	13:09	70	48	A	Ambient Room Readings (Clockwise)	0.00
0016	NLTID-1	8/22/2024	13:09	70	49	S	North Lab Table Island Drawers (Clockwise)	0.00
0016	NLTID-2	8/22/2024	13:10	70	49	S	North Lab Table Island Drawers (Clockwise)	0.00
0016	NLTID-3	8/22/2024	13:10	70	49	S	North Lab Table Island Drawers (Clockwise)	0.00
0016	NLTID-4	8/22/2024	13:11	70	49	S	North Lab Table Island Drawers (Clockwise)	0.00
0016	NLTID-5	8/22/2024	13:11	70	49	S	North Lab Table Island Drawers (Clockwise)	0.00
0016	NLTID-6	8/22/2024	13:12	70	49	S	North Lab Table Island Drawers (Clockwise)	0.00
0016	NLTID-7	8/22/2024	13:12	70	49	S	North Lab Table Island Drawers (Clockwise)	0.00
0016	NLTID-8	8/22/2024	13:13	70	49	S	North Lab Table Island Drawers (Clockwise)	0.00
0016	NLTID-9	8/22/2024	13:13	70	49	S	North Lab Table Island Drawers (Clockwise)	0.00
0016	NLTID-10	8/22/2024	13:14	70	49	S	North Lab Table Island Drawers (Clockwise)	0.00
0016	NLTID-11	8/22/2024	13:14	70	49	S	North Lab Table Island Drawers (Clockwise)	0.00
0016	NLTID-12	8/22/2024	13:15	70	49	S	North Lab Table Island Drawers (Clockwise)	0.00
0016	NLTID-13	8/22/2024	13:15	70	49	S	North Lab Table Island Drawers (Clockwise)	0.00
0016	NLTID-14	8/22/2024	13:16	70	49	S	North Lab Table Island Drawers (Clockwise)	0.00
0016	NLTID-15	8/22/2024	13:16	70	49	S	North Lab Table Island Drawers (Clockwise)	0.00
0016	NLTID-16	8/22/2024	13:17	70	49	S	North Lab Table Island Drawers (Clockwise)	0.00
0016	NLTID-17	8/22/2024	13:17	70	49	S	North Lab Table Island Drawers (Clockwise)	0.00
0016	NLTID-18	8/22/2024	13:18	70	49	S	North Lab Table Island Drawers (Clockwise)	0.00
0016	NLTID-19	8/22/2024	13:18	70	49	S	North Lab Table Island Drawers (Clockwise)	0.00
0016	NLTID-20	8/22/2024	13:19	70	49	S	North Lab Table Island Drawers (Clockwise)	0.00
0016	NLTID-21	8/22/2024	13:19	70	49	S	North Lab Table Island Drawers (Clockwise)	0.00
0016	NLTID-22	8/22/2024	13:20	70	49	S	North Lab Table Island Drawers (Clockwise)	0.00
0016	NLTID-23	8/22/2024	13:20	70	49	S	North Lab Table Island Drawers (Clockwise)	0.00
0016	NLTID-24	8/22/2024	13:21	70	49	S	North Lab Table Island Drawers (Clockwise)	0.00
0016	NLTID-25	8/22/2024	13:21	70	49	S	North Lab Table Island Drawers (Clockwise)	0.00
0016	NLTID-26	8/22/2024	13:22	70	49	S	North Lab Table Island Drawers (Clockwise)	0.00
0016	NLTID-27	8/22/2024	13:22	70	49	S	North Lab Table Island Drawers (Clockwise)	0.00
0016	NLTID-28	8/22/2024	13:23	70	49	S	North Lab Table Island Drawers (Clockwise)	0.00
0016	NLTID-29	8/22/2024	13:23	70	49	S	North Lab Table Island Drawers (Clockwise)	0.00
0016	NLTID-30	8/22/2024	13:24	70	49	S	North Lab Table Island Drawers (Clockwise)	0.00
0016	NLTID-31	8/22/2024	13:24	70	49	S	North Lab Table Island Drawers (Clockwise)	0.00
0016	NLTID-32	8/22/2024	13:25	70	49	S	North Lab Table Island Drawers (Clockwise)	0.00
0016	SLTID-1	8/22/2024	13:30	70	49	S	South Lab Table Island Drawers (Clockwise)	0.00
0016	SLTID-2	8/22/2024	13:30	70	49	S	South Lab Table Island Drawers (Clockwise)	0.00
0016	SLTID-3	8/22/2024	13:31	70	49	S	South Lab Table Island Drawers (Clockwise)	0.00
0016	SLTID-4	8/22/2024	13:31	70	49	S	South Lab Table Island Drawers (Clockwise)	0.00
0016	SLTID-5	8/22/2024	13:32	70	49	S	South Lab Table Island Drawers (Clockwise)	0.00
0016	SLTID-6	8/22/2024	13:32	70	49	S	South Lab Table Island Drawers (Clockwise)	0.00
0016	SLTID-7	8/22/2024	13:33	70	49	S	South Lab Table Island Drawers (Clockwise)	0.00
0016	SLTID-8	8/22/2024	13:33	70	49	S	South Lab Table Island Drawers (Clockwise)	0.00
0016	SLTID-9	8/22/2024	13:34	70	49	S	South Lab Table Island Drawers (Clockwise)	0.00
0016	SLTID-10	8/22/2024	13:34	70	49	S	South Lab Table Island Drawers (Clockwise)	0.00
0016	SLTID-11	8/22/2024	13:35	70	49	S	South Lab Table Island Drawers (Clockwise)	0.00
0016	SLTID-12	8/22/2024	13:35	70	49	S	South Lab Table Island Drawers (Clockwise)	0.00
0016	SLTID-13	8/22/2024	13:36	70	49	S	South Lab Table Island Drawers (Clockwise)	0.00
0016	SLTID-14	8/22/2024	13:36	70	49	S	South Lab Table Island Drawers (Clockwise)	0.00
0016	SLTID-15	8/22/2024	13:37	70	49	S	South Lab Table Island Drawers (Clockwise)	0.00
0016	SLTID-16	8/22/2024	13:37	70	49	S	South Lab Table Island Drawers (Clockwise)	0.00
0016	SLTID-17	8/22/2024	13:38	70	49	S	South Lab Table Island Drawers (Clockwise)	0.00
0016	SLTID-18	8/22/2024	13:38	70	49	S	South Lab Table Island Drawers (Clockwise)	0.00
0016	SLTID-19	8/22/2024	13:39	70	49	S	South Lab Table Island Drawers (Clockwise)	0.00
0016	SLTID-20	8/22/2024	13:39	70	49	S	South Lab Table Island Drawers (Clockwise)	0.00
0016	SLTID-21	8/22/2024	13:40	70	49	S	South Lab Table Island Drawers (Clockwise)	0.00
0016	SLTID-22	8/22/2024	13:40	70	49	S	South Lab Table Island Drawers (Clockwise)	0.00
0016	SLTID-23	8/22/2024	13:41	70	49	S	South Lab Table Island Drawers (Clockwise)	0.00
0016	SLTID-24	8/22/2024	13:42	70	49	S	South Lab Table Island Drawers (Clockwise)	0.00
0016	SLTID-25	8/22/2024	13:43	70	49	S	South Lab Table Island Drawers (Clockwise)	0.00
0016	SLTID-26	8/22/2024	13:44	70	49	S	South Lab Table Island Drawers (Clockwise)	0.00
0016	SLTID-27	8/22/2024	13:45	70	49	S	South Lab Table Island Drawers (Clockwise)	0.00
0016	SLTID-28	8/22/2024	13:46	70	49	S	South Lab Table Island Drawers (Clockwise)	0.00
0016	SLTID-29	8/22/2024	13:46	70	49	S	South Lab Table Island Drawers (Clockwise)	0.00
0016	SLTID-30	8/22/2024	13:47	70	49	S	South Lab Table Island Drawers (Clockwise)	0.00
0016	SLTID-31	8/22/2024	13:47	70	49	S	South Lab Table Island Drawers (Clockwise)	0.00
0016	SLTID-32	8/22/2024	13:48	70	49	S	South Lab Table Island Drawers (Clockwise)	0.00
0016	ELT-1	8/22/2024	13:48	70	49	S	East Lab Table and Fume Hood Drawers and Cabinets (North to South)	0.00
0016	ELT-2	8/22/2024	13:49	70	49	S	East Lab Table and Fume Hood Drawers and Cabinets (North to South)	0.00
0016	ELT-3	8/22/2024	13:49	70	49	S	East Lab Table and Fume Hood Drawers and Cabinets (North to South)	0.00
0016	ELT-4	8/22/2024	13:50	70	49	S	East Lab Table and Fume Hood Drawers and Cabinets (North to South)	0.00
0016	ELT-5	8/22/2024	13:50	70	49	S	East Lab Table and Fume Hood Drawers and Cabinets (North to South)	0.00
0016	ELT-6	8/22/2024	13:51	70	49	S	East Lab Table and Fume Hood Drawers and Cabinets (North to South)	0.00
0016	ELT-7	8/22/2024	13:51	70	49	S	East Lab Table and Fume Hood Drawers and Cabinets (North to South)	0.00

Building: Natural Science Building, Phase I							Survey Conducted By: Matt Holquist, Rachele Anthony, Robert Swick	
Location: SUNY Purchase							Project Name/Location: Renovate Natural Science Building Phase I/SUNY Purchase	
Project Number: 20186							Instrument: Jerome J405 Serial #: 40500555	
Zero Test: Start Jerome where no Mercury Vapor is present and reading should be Zero micrograms/cubic meter ($\mu\text{g}/\text{m}^3$)								
Sample Type: A=Ambient, conducted approximately 1 meter from the floor. S=Specific Location, conducted approximately 0.1 meter from the surface.								
Detection Limit (DL) for this unit is 0.01 micrograms/cubic meter ($\mu\text{g}/\text{m}^3$)								
Any reading less than 0.01 micrograms/cubic meter ($\mu\text{g}/\text{m}^3$) including 0 micrograms/cubic meter ($\mu\text{g}/\text{m}^3$) is considered <DL $\mu\text{g}/\text{m}^3$								
Room #	Location ID	Date	Time	Temp (°F)	Relative Humidity (%)	Sample Type	Notes	Results ($\mu\text{g}/\text{m}^3$)
0016	ELT-8	8/22/2024	13:52	70	49	S	East Lab Table and Fume Hood Drawers and Cabinets (North to South)	0.00
0016	ELT-9	8/22/2024	13:52	70	49	S	East Lab Table and Fume Hood Drawers and Cabinets (North to South)	0.00
0016	ELT-10	8/22/2024	13:53	70	49	S	East Lab Table and Fume Hood Drawers and Cabinets (North to South)	0.00
0016	ELT-11	8/22/2024	13:53	70	49	S	East Lab Table and Fume Hood Drawers and Cabinets (North to South)	0.00
0016	ELT-12	8/22/2024	13:54	70	49	S	East Lab Table and Fume Hood Drawers and Cabinets (North to South)	0.00
0016	ELT-13	8/22/2024	13:54	70	49	S	East Lab Table and Fume Hood Drawers and Cabinets (North to South)	0.00
0016	ELT-14	8/22/2024	13:55	70	49	S	East Lab Table and Fume Hood Drawers and Cabinets (North to South)	0.00
0016	ELT-15	8/22/2024	13:55	70	49	S	East Lab Table and Fume Hood Drawers and Cabinets (North to South)	0.00
0016	ELT-16	8/22/2024	13:56	70	49	S	East Lab Table and Fume Hood Drawers and Cabinets (North to South)	0.00
0016	ELT-17	8/22/2024	13:56	70	49	S	East Lab Table and Fume Hood Drawers and Cabinets (North to South)	0.00
0016	ELT-18	8/22/2024	13:57	70	49	S	East Lab Table and Fume Hood Drawers and Cabinets (North to South)	0.00
0016	ELT-19	8/22/2024	13:57	70	49	S	East Lab Table and Fume Hood Drawers and Cabinets (North to South)	0.00
0016	ELT-20	8/22/2024	13:58	70	49	S	East Lab Table and Fume Hood Drawers and Cabinets (North to South)	0.00
0016	ELT-21	8/22/2024	13:58	70	49	S	East Lab Table and Fume Hood Drawers and Cabinets (North to South)	0.00
0016	ELT-22	8/22/2024	13:59	70	49	S	East Lab Table and Fume Hood Drawers and Cabinets (North to South)	0.00
0016	ELT-23	8/22/2024	13:59	70	49	S	East Lab Table and Fume Hood Drawers and Cabinets (North to South)	0.00
0016	ELT-24	8/22/2024	14:00	70	49	S	East Lab Table and Fume Hood Drawers and Cabinets (North to South)	0.00
0016	ELT-25	8/22/2024	14:00	70	49	S	East Lab Table and Fume Hood Drawers and Cabinets (North to South)	0.00
0016	EWC-1	8/22/2024	14:04	70	49	S	East Wall Cupboards (South to North)	0.00
0016	EWC-2	8/22/2024	14:04	70	49	S	East Wall Cupboards (South to North)	0.00
0016	EWC-3	8/22/2024	14:05	70	49	S	East Wall Cupboards (South to North)	0.00
0016	EWC-4	8/22/2024	14:05	70	49	S	East Wall Cupboards (South to North)	0.00
0016	EWC-5	8/22/2024	14:06	70	49	S	East Wall Cupboards (South to North)	0.00
0016	WWC-1	8/22/2024	14:08	70	49	S	West Wall Cabinet and Cupboards (North to South)	0.00
0016	WWC-2	8/22/2024	14:08	70	49	S	West Wall Cabinet and Cupboards (North to South)	0.00
0016	WWC-3	8/22/2024	14:09	70	49	S	West Wall Cabinet and Cupboards (North to South)	0.00
0016	UFLT-1	8/22/2024	14:11	70	49	S	Under East Lab Table (South to North)	0.00
0016	UFLT-2	8/22/2024	14:14	70	49	S	Under East Lab Table (South to North)	0.00
0016	UFLT-3	8/22/2024	14:16	70	49	S	Under East Lab Table (South to North)	0.00
0016	UNLT-1	8/22/2024	14:20	70	49	S	Under North Lab Table Island (Clockwise)	0.00
0016	UNLT-2	8/22/2024	14:22	70	49	S	Under North Lab Table Island (Clockwise)	0.00
0016	UNLT-3	8/22/2024	14:25	70	49	S	Under North Lab Table Island (Clockwise)	0.00
0016	UNLT-4	8/22/2024	14:28	70	49	S	Under North Lab Table Island (Clockwise)	0.00
0016	USLT-1	8/22/2024	14:32	70	49	S	Under South Lab Table Island (Clockwise)	0.00
0016	USLT-2	8/22/2024	14:34	70	49	S	Under South Lab Table Island (Clockwise)	0.00
0016	USLT-3	8/22/2024	14:36	70	49	S	Under South Lab Table Island (Clockwise)	0.00
0016	USLT-4	8/22/2024	14:38	70	49	S	Under South Lab Table Island (Clockwise)	0.00
0019	A-1	8/22/2024	14:44	72	48	A	Ambient Room Readings (Clockwise)	0.00
0019	A-2	8/22/2024	14:44	72	48	A	Ambient Room Readings (Clockwise)	0.00
0019	A-3	8/22/2024	14:44	72	48	A	Ambient Room Readings (Clockwise)	0.00
0019	A-4	8/22/2024	14:45	72	48	A	Ambient Room Readings (Clockwise)	0.00
0019	A-5	8/22/2024	14:45	72	48	A	Ambient Room Readings (Clockwise)	0.00
0019	A-6	8/22/2024	14:45	72	48	A	Ambient Room Readings (Clockwise)	0.00
0019	A-7	8/22/2024	14:46	72	48	A	Ambient Room Readings (Clockwise)	0.00
0019	A-8	8/22/2024	14:46	72	48	A	Ambient Room Readings (Clockwise)	0.00
0019	A-9	8/22/2024	14:46	72	48	A	Ambient Room Readings (Clockwise)	0.00
0019	A-10	8/22/2024	14:47	72	48	A	Ambient Room Readings (Clockwise)	0.00
0019	A-11	8/22/2024	14:47	72	48	A	Ambient Room Readings (Clockwise)	0.00
0019	A-12	8/22/2024	14:47	72	48	A	Ambient Room Readings (Clockwise)	0.00
0019	A-13	8/22/2024	14:48	72	48	A	Ambient Room Readings (Clockwise)	0.00
0019	A-14	8/22/2024	14:48	72	48	A	Ambient Room Readings (Clockwise)	0.00
0019	A-15	8/22/2024	14:48	72	48	A	Ambient Room Readings (Clockwise)	0.00
0019	0019-01	8/22/2024	14:49	72	48	S	North Lab Table Island Drawers (As Numbered) Note that some of the drawers had been moved and were located out of order, however with readings being zero it is not an issue.	0.00
0019	0019-02	8/22/2024	14:49	72	48	S	North Lab Table Island Drawers (As Numbered)	0.00
0019	0019-03	8/22/2024	14:49	72	48	S	North Lab Table Island Drawers (As Numbered)	0.00
0019	0019-04	8/22/2024	14:50	72	48	S	North Lab Table Island Drawers (As Numbered)	0.00
0019	0019-05	8/22/2024	14:50	72	48	S	North Lab Table Island Drawers (As Numbered)	0.00
0019	0019-06	8/22/2024	14:50	72	48	S	North Lab Table Island Drawers (As Numbered)	0.00
0019	0019-07	8/22/2024	14:51	72	48	S	North Lab Table Island Drawers (As Numbered)	0.00
0019	0019-08	8/22/2024	14:51	72	48	S	North Lab Table Island Drawers (As Numbered)	0.00
0019	0019-09	8/22/2024	14:52	72	48	S	North Lab Table Island Drawers (As Numbered)	0.00
0019	0019-10	8/22/2024	14:52	72	48	S	North Lab Table Island Drawers (As Numbered)	0.00
0019	0019-11	8/22/2024	14:53	72	48	S	North Lab Table Island Drawers (As Numbered)	0.00
0019	0019-12	8/22/2024	14:53	72	48	S	North Lab Table Island Drawers (As Numbered)	0.00
0019	0019-13	8/22/2024	14:54	72	48	S	North Lab Table Island Drawers (As Numbered)	0.00
0019	0019-14	8/22/2024	14:54	72	48	S	North Lab Table Island Drawers (As Numbered)	0.00
0019	0019-15	8/22/2024	14:55	72	48	S	North Lab Table Island Drawers (As Numbered)	0.00
0019	0019-16	8/22/2024	14:55	72	48	S	North Lab Table Island Drawers (As Numbered)	0.00
0019	0019-17	8/22/2024	14:56	72	48	S	North Lab Table Island Drawers (As Numbered)	0.00
0019	0019-18	8/22/2024	14:56	72	48	S	North Lab Table Island Drawers (As Numbered)	0.00
0019	0019-19	8/22/2024	14:57	72	48	S	North Lab Table Island Drawers (As Numbered)	0.00
0019	0019-20	8/22/2024	14:57	72	48	S	North Lab Table Island Drawers (As Numbered)	0.00
0019	0019-21	8/22/2024	14:58	72	48	S	North Lab Table Island Drawers (As Numbered)	0.00
0019	0019-22	8/22/2024	14:58	72	48	S	North Lab Table Island Drawers (As Numbered)	0.00
0019	0019-23	8/22/2024	14:59	72	48	S	North Lab Table Island Drawers (As Numbered)	0.00
0019	0019-24	8/22/2024	14:59	72	48	S	North Lab Table Island Drawers (As Numbered)	0.00
0019	0019-25	8/22/2024	15:00	72	48	S	North Lab Table Island Drawers (As Numbered)	0.00
0019	0019-26	8/22/2024	15:00	72	48	S	North Lab Table Island Drawers (As Numbered)	0.00
0019	0019-27	8/22/2024	15:01	72	48	S	North Lab Table Island Drawers (As Numbered)	0.00

Building: Natural Science Building, Phase I							Survey Conducted By: Matt Holquist, Rachele Anthony, Robert Swick	
Location: SUNY Purchase							Project Name/Location: Renovate Natural Science Building Phase I/SUNY Purchase	
Project Number: 20186							Instrument: Jerome J405 Serial #: 40500555	
Zero Test: Start Jerome where no Mercury Vapor is present and reading should be Zero micrograms/cubic meter ($\mu\text{g}/\text{m}^3$)								
Sample Type: A=Ambient, conducted approximately 1 meter from the floor. S=Specific Location, conducted approximately 0.1 meter from the surface.								
Detection Limit (DL) for this unit is 0.01 micrograms/cubic meter ($\mu\text{g}/\text{m}^3$)								
Any reading less than 0.01 micrograms/cubic meter ($\mu\text{g}/\text{m}^3$) including 0 micrograms/cubic meter ($\mu\text{g}/\text{m}^3$) is considered <DL $\mu\text{g}/\text{m}^3$								
Room #	Location ID	Date	Time	Temp (°F)	Relative Humidity (%)	Sample Type	Notes	Results ($\mu\text{g}/\text{m}^3$)
0019	0019-28	8/22/2024	15:01	72	48	S	North Lab Table Island Drawers (As Numbered)	0.00
0019	0019-29	8/22/2024	15:01	72	48	S	North Lab Table Island Drawers (As Numbered)	0.00
0019	0019-30	8/22/2024	15:02	72	48	S	North Lab Table Island Drawers (As Numbered)	0.00
0019	0019-31	8/22/2024	15:02	72	48	S	North Lab Table Island Drawers (As Numbered)	0.00
0019	0019-32	8/22/2024	15:02	72	48	S	North Lab Table Island Drawers (As Numbered)	0.00
0019	NLTIC-1	8/22/2024	15:03	72	48	S	North Lab Table Island Cabinets (Clockwise)	0.00
0019	NLTIC-2	8/22/2024	15:03	72	48	S	North Lab Table Island Cabinets (Clockwise)	0.00
0019	NLTIC-3	8/22/2024	15:04	72	48	S	North Lab Table Island Cabinets (Clockwise)	0.00
0019	NLTIC-4	8/22/2024	15:04	72	48	S	North Lab Table Island Cabinets (Clockwise)	0.00
0019	NLTIC-5	8/22/2024	15:05	72	48	S	North Lab Table Island Cabinets (Clockwise)	0.00
0019	NLTIC-6	8/22/2024	15:05	72	48	S	North Lab Table Island Cabinets (Clockwise)	0.00
0019	NLTIC-7	8/22/2024	15:06	72	48	S	North Lab Table Island Cabinets (Clockwise)	0.00
0019	NLTIC-8	8/22/2024	15:06	72	48	S	North Lab Table Island Cabinets (Clockwise)	0.00
0019	0019-33	8/22/2024	15:07	72	49	S	Southeast Lab Table Island Drawers (As Numbered)	0.00
0019	0019-34	8/22/2024	15:07	72	49	S	Southeast Lab Table Island Drawers (As Numbered)	0.00
0019	0019-35	8/22/2024	15:07	72	49	S	Southeast Lab Table Island Drawers (As Numbered)	0.00
0019	0019-36	8/22/2024	15:08	72	49	S	Southeast Lab Table Island Drawers (As Numbered)	0.00
0019	0019-37	8/22/2024	15:08	72	49	S	Southeast Lab Table Island Drawers (As Numbered)	0.00
0019	0019-38	8/22/2024	15:08	72	49	S	Southeast Lab Table Island Drawers (As Numbered)	0.00
0019	0019-39	8/22/2024	15:09	72	49	S	Southeast Lab Table Island Drawers (As Numbered)	0.00
0019	0019-40	8/22/2024	15:09	72	49	S	Southeast Lab Table Island Drawers (As Numbered)	0.00
0019	0019-41	8/22/2024	15:09	72	49	S	Southeast Lab Table Island Drawers (As Numbered)	0.00
0019	0019-42	8/22/2024	15:10	72	49	S	Southeast Lab Table Island Drawers (As Numbered)	0.00
0019	0019-43	8/22/2024	15:10	72	49	S	Southeast Lab Table Island Drawers (As Numbered)	0.00
0019	0019-44	8/22/2024	15:10	72	49	S	Southeast Lab Table Island Drawers (As Numbered)	0.00
0019	0019-45	8/22/2024	15:11	72	49	S	Southeast Lab Table Island Drawers (As Numbered)	0.00
0019	0019-46	8/22/2024	15:11	72	49	S	Southeast Lab Table Island Drawers (As Numbered)	0.00
0019	0019-47	8/22/2024	15:11	72	49	S	Southeast Lab Table Island Drawers (As Numbered)	0.00
0019	0019-48	8/22/2024	15:12	72	49	S	Southeast Lab Table Island Drawers (As Numbered)	0.00
0019	0019-49	8/22/2024	15:12	72	49	S	Southeast Lab Table Island Drawers (As Numbered)	0.00
0019	0019-50	8/22/2024	15:12	72	49	S	Southeast Lab Table Island Drawers (As Numbered)	0.00
0019	0019-51	8/22/2024	15:13	72	49	S	Southeast Lab Table Island Drawers (As Numbered)	0.00
0019	0019-52	8/22/2024	15:13	72	49	S	Southeast Lab Table Island Drawers (As Numbered)	0.00
0019	0019-53	8/22/2024	15:13	72	49	S	Southeast Lab Table Island Drawers (As Numbered)	0.00
0019	0019-54	8/22/2024	15:14	72	49	S	Southeast Lab Table Island Drawers (As Numbered)	0.00
0019	0019-55	8/22/2024	15:14	72	49	S	Southeast Lab Table Island Drawers (As Numbered)	0.00
0019	0019-56	8/22/2024	15:15	72	49	S	Southeast Lab Table Island Drawers (As Numbered)	0.00
0019	0019-57	8/22/2024	15:15	72	49	S	Southeast Lab Table Island Drawers (As Numbered)	0.00
0019	0019-58	8/22/2024	15:16	72	49	S	Southeast Lab Table Island Drawers (As Numbered)	0.00
0019	0019-59	8/22/2024	15:16	72	49	S	Southeast Lab Table Island Drawers (As Numbered)	0.00
0019	0019-60	8/22/2024	15:16	72	49	S	Southeast Lab Table Island Drawers (As Numbered)	0.00
0019	0019-61	8/22/2024	15:17	72	49	S	Southeast Lab Table Island Drawers (As Numbered)	0.00
0019	0019-62	8/22/2024	15:17	72	49	S	Southeast Lab Table Island Drawers (As Numbered)	0.00
0019	0019-63	8/22/2024	15:17	72	49	S	Southeast Lab Table Island Drawers (As Numbered)	0.00
0019	0019-64	8/22/2024	15:18	72	49	S	Southeast Lab Table Island Drawers (As Numbered)	0.00
0019	SELTIC-1	8/22/2024	15:18	72	49	S	Southeast Lab Table Island Cabinets (Clockwise)	0.00
0019	SELTIC-2	8/22/2024	15:19	72	49	S	Southeast Lab Table Island Cabinets (Clockwise)	0.00
0019	SELTIC-3	8/22/2024	15:19	72	49	S	Southeast Lab Table Island Cabinets (Clockwise)	0.00
0019	SELTIC-4	8/22/2024	15:20	72	49	S	Southeast Lab Table Island Cabinets (Clockwise)	0.00
0019	SELTIC-5	8/22/2024	15:20	72	49	S	Southeast Lab Table Island Cabinets (Clockwise)	0.00
0019	SELTIC-6	8/22/2024	15:21	72	49	S	Southeast Lab Table Island Cabinets (Clockwise)	0.00
0019	SELTIC-7	8/22/2024	15:21	72	49	S	Southeast Lab Table Island Cabinets (Clockwise)	0.00
0019	SELTIC-8	8/22/2024	15:21	72	49	S	Southeast Lab Table Island Cabinets (Clockwise)	0.00
0019	0019-65	8/22/2024	15:22	72	49	S	Southwest Lab Table Island Drawers (As Numbered)	0.00
0019	0019-66	8/22/2024	15:22	72	49	S	Southwest Lab Table Island Drawers (As Numbered)	0.00
0019	0019-67	8/22/2024	15:22	72	49	S	Southwest Lab Table Island Drawers (As Numbered)	0.00
0019	0019-68	8/22/2024	15:23	72	49	S	Southwest Lab Table Island Drawers (As Numbered)	0.00
0019	0019-69	8/22/2024	15:23	72	49	S	Southwest Lab Table Island Drawers (As Numbered)	0.00
0019	0019-70	8/22/2024	15:23	72	49	S	Southwest Lab Table Island Drawers (As Numbered)	0.00
0019	0019-71	8/22/2024	15:24	72	49	S	Southwest Lab Table Island Drawers (As Numbered)	0.00
0019	0019-72	8/22/2024	15:24	72	49	S	Southwest Lab Table Island Drawers (As Numbered)	0.00
0019	0019-73	8/22/2024	15:24	72	49	S	Southwest Lab Table Island Drawers (As Numbered)	0.00
0019	0019-74	8/22/2024	15:25	72	49	S	Southwest Lab Table Island Drawers (As Numbered)	0.00
0019	0019-75	8/22/2024	15:25	72	49	S	Southwest Lab Table Island Drawers (As Numbered)	0.00
0019	0019-76	8/22/2024	15:25	72	49	S	Southwest Lab Table Island Drawers (As Numbered)	0.00
0019	0019-77	8/22/2024	15:26	72	49	S	Southwest Lab Table Island Drawers (As Numbered)	0.00
0019	0019-78	8/22/2024	15:26	72	49	S	Southwest Lab Table Island Drawers (As Numbered)	0.00
0019	0019-79	8/22/2024	15:26	72	49	S	Southwest Lab Table Island Drawers (As Numbered)	0.00
0019	0019-80	8/22/2024	15:27	72	49	S	Southwest Lab Table Island Drawers (As Numbered)	0.00
0019	0019-81	8/22/2024	15:27	72	49	S	Southwest Lab Table Island Drawers (As Numbered)	0.00
0019	0019-82	8/22/2024	15:27	72	49	S	Southwest Lab Table Island Drawers (As Numbered)	0.00
0019	0019-83	8/22/2024	15:28	72	49	S	Southwest Lab Table Island Drawers (As Numbered)	0.00
0019	0019-84	8/22/2024	15:28	72	49	S	Southwest Lab Table Island Drawers (As Numbered)	0.00
0019	0019-85	8/22/2024	15:28	72	49	S	Southwest Lab Table Island Drawers (As Numbered)	0.00
0019	0019-86	8/22/2024	15:29	72	49	S	Southwest Lab Table Island Drawers (As Numbered)	0.00
0019	0019-87	8/22/2024	15:29	72	49	S	Southwest Lab Table Island Drawers (As Numbered)	0.00
0019	0019-88	8/22/2024	15:29	72	49	S	Southwest Lab Table Island Drawers (As Numbered)	0.00
0019	0019-89	8/22/2024	15:30	72	49	S	Southwest Lab Table Island Drawers (As Numbered)	0.00
0019	0019-90	8/22/2024	15:30	72	49	S	Southwest Lab Table Island Drawers (As Numbered)	0.00
0019	0019-91	8/22/2024	15:30	72	49	S	Southwest Lab Table Island Drawers (As Numbered)	0.00
0019	0019-92	8/22/2024	15:31	72	49	S	Southwest Lab Table Island Drawers (As Numbered)	0.00

Building: Natural Science Building, Phase I							Survey Conducted By: Matt Holquist, Rachele Anthony, Robert Swick	
Location: SUNY Purchase							Project Name/Location: Renovate Natural Science Building Phase I/SUNY Purchase	
Project Number: 20186							Instrument: Jerome J405 Serial #: 40500555	
Zero Test: Start Jerome where no Mercury Vapor is present and reading should be Zero micrograms/cubic meter ($\mu\text{g}/\text{m}^3$)								
Sample Type: A=Ambient, conducted approximately 1 meter from the floor. S=Specific Location, conducted approximately 0.1 meter from the surface.								
Detection Limit (DL) for this unit is 0.01 micrograms/cubic meter ($\mu\text{g}/\text{m}^3$)								
Any reading less than 0.01 micrograms/cubic meter ($\mu\text{g}/\text{m}^3$) including 0 micrograms/cubic meter ($\mu\text{g}/\text{m}^3$) is considered <DL $\mu\text{g}/\text{m}^3$								
Room #	Location ID	Date	Time	Temp (°F)	Relative Humidity (%)	Sample Type	Notes	Results ($\mu\text{g}/\text{m}^3$)
0019	0019-93	8/22/2024	15:31	72	49	S	Southwest Lab Table Island Drawers (As Numbered)	0.00
0019	0019-94	8/22/2024	15:31	72	49	S	Southwest Lab Table Island Drawers (As Numbered)	0.00
0019	0019-95	8/22/2024	15:32	72	49	S	Southwest Lab Table Island Drawers (As Numbered)	0.00
0019	0019-96	8/22/2024	15:32	72	49	S	Southwest Lab Table Island Drawers (As Numbered)	0.00
0019	SWLTIC-1	8/22/2024	15:33	72	49	S	Southwest Lab Table Island Cabinets (Clockwise)	0.00
0019	SWLTIC-2	8/22/2024	15:33	72	49	S	Southwest Lab Table Island Cabinets (Clockwise)	0.00
0019	SWLTIC-3	8/22/2024	15:34	72	49	S	Southwest Lab Table Island Cabinets (Clockwise)	0.00
0019	SWLTIC-4	8/22/2024	15:34	72	49	S	Southwest Lab Table Island Cabinets (Clockwise)	0.00
0019	SWLTIC-5	8/22/2024	15:35	72	49	S	Southwest Lab Table Island Cabinets (Clockwise)	0.00
0019	SWLTIC-6	8/22/2024	15:35	72	49	S	Southwest Lab Table Island Cabinets (Clockwise)	0.00
0019	SWLTIC-7	8/22/2024	15:36	72	49	S	Southwest Lab Table Island Cabinets (Clockwise)	0.00
0019	0019-97	8/22/2024	15:37	72	48	S	East Wall Lab Table Drawers and Cabinets (As Numbered)	0.00
0019	0019-98	8/22/2024	15:37	72	48	S	East Wall Lab Table Drawers and Cabinets (As Numbered)	0.00
0019	0019-99	8/22/2024	15:38	72	48	S	East Wall Lab Table Drawers and Cabinets (As Numbered)	0.00
0019	0019-100	8/22/2024	15:38	72	48	S	East Wall Lab Table Drawers and Cabinets (As Numbered)	0.00
0019	0019-101	8/22/2024	15:39	72	48	S	East Wall Lab Table Drawers and Cabinets (As Numbered)	0.00
0019	0019-102	8/22/2024	15:39	72	48	S	East Wall Lab Table Drawers and Cabinets (As Numbered)	0.00
0019	0019-103	8/22/2024	15:40	72	48	S	East Wall Lab Table Drawers and Cabinets (As Numbered)	0.00
0019	0019-104	8/22/2024	15:40	72	48	S	East Wall Lab Table Drawers and Cabinets (As Numbered)	0.00
0019	0019-105	8/22/2024	15:41	72	48	S	East Wall Lab Table Drawers and Cabinets (As Numbered)	0.00
0019	0019-106	8/22/2024	15:41	72	48	S	East Wall Lab Table Drawers and Cabinets (As Numbered)	0.00
0019	0019-107	8/22/2024	15:42	72	48	S	East Wall Lab Table Drawers and Cabinets (As Numbered)	0.00
0019	0019-108	8/22/2024	15:42	72	48	S	East Wall Lab Table Drawers and Cabinets (As Numbered)	0.00
0019	0019-109	8/22/2024	15:43	72	48	S	East Wall Lab Table Drawers and Cabinets (As Numbered)	0.00
0019	0019-110	8/22/2024	15:43	72	48	S	East Wall Lab Table Drawers and Cabinets (As Numbered)	0.00
0019	0019-111	8/22/2024	15:44	72	48	S	East Wall Lab Table Drawers and Cabinets (As Numbered)	0.00
0019	0019-112	8/22/2024	15:44	72	48	S	East Wall Lab Table Drawers and Cabinets (As Numbered)	0.00
0019	0019-113	8/22/2024	15:45	72	48	S	East Wall Lab Table Drawers and Cabinets (As Numbered)	0.00
0019	0019-114	8/22/2024	15:45	72	48	S	East Wall Lab Table Drawers and Cabinets (As Numbered)	0.00
0019	0019-115	8/22/2024	15:46	72	48	S	East Wall Lab Table Drawers and Cabinets (As Numbered)	0.00
0019	0019-116	8/22/2024	15:46	72	48	S	East Wall Lab Table Drawers and Cabinets (As Numbered)	0.00
0019	0019-117	8/22/2024	15:47	72	48	S	East Wall Lab Table Drawers and Cabinets (As Numbered)	0.00
0019	0019-118	8/22/2024	15:47	72	48	S	East Wall Lab Table Drawers and Cabinets (As Numbered)	0.00
0019	0019-119					S	East Wall Lab Table Drawers and Cabinets (As Numbered)	Locked
0019	0019-120	8/22/2024	15:48	72	48	S	East Wall Lab Table Drawers and Cabinets (As Numbered)	0.00
0019	EWSC-1	8/22/2024	15:49	72	48	S	East Wall Sink Cabinet	0.00
0019	WWSC-1	8/22/2024	15:50	72	48	S	West Wall Sink Cabinet	0.00
0019	0019-121	8/22/2024	15:51	72	48	S	West Wall Lab Table Drawers and Cabinets (As Numbered)	0.00
0019	0019-122	8/22/2024	15:51	72	48	S	West Wall Lab Table Drawers and Cabinets (As Numbered)	0.00
0019	0019-123	8/22/2024	15:52	72	48	S	West Wall Lab Table Drawers and Cabinets (As Numbered)	0.00
0019	0019-124	8/22/2024	15:52	72	48	S	West Wall Lab Table Drawers and Cabinets (As Numbered)	0.00
0019	0019-125	8/22/2024	15:53	72	48	S	West Wall Lab Table Drawers and Cabinets (As Numbered)	0.00
0019	0019-126	8/22/2024	15:53	72	48	S	West Wall Lab Table Drawers and Cabinets (As Numbered)	0.00
0019	0019-127	8/22/2024	15:54	72	48	S	West Wall Lab Table Drawers and Cabinets (As Numbered)	0.00
0019	0019-128	8/22/2024	15:54	72	48	S	West Wall Lab Table Drawers and Cabinets (As Numbered)	0.00
0019	0019-129	8/22/2024	15:55	72	48	S	West Wall Lab Table Drawers and Cabinets (As Numbered)	0.00
0019	0019-130	8/22/2024	15:55	72	48	S	West Wall Lab Table Drawers and Cabinets (As Numbered)	0.00
0019	0019-131	8/22/2024	15:56	72	48	S	West Wall Lab Table Drawers and Cabinets (As Numbered)	0.00
0019	0019-132	8/22/2024	15:56	72	48	S	West Wall Lab Table Drawers and Cabinets (As Numbered)	0.00
0019	0019-133	8/22/2024	15:57	72	48	S	West Wall Lab Table Drawers and Cabinets (As Numbered)	0.00
0019	0019-134	8/22/2024	15:57	72	48	S	West Wall Lab Table Drawers and Cabinets (As Numbered)	0.00
0019	0019-135	8/22/2024	15:58	72	48	S	West Wall Lab Table Drawers and Cabinets (As Numbered)	0.00
0019	0019-136	8/22/2024	15:58	72	48	S	West Wall Lab Table Drawers and Cabinets (As Numbered)	0.00
0019	0019-137	8/22/2024	15:59	72	48	S	West Wall Lab Table Drawers and Cabinets (As Numbered)	0.00
0019	0019-138	8/22/2024	15:59	72	48	S	West Wall Lab Table Drawers and Cabinets (As Numbered)	0.00
0019	0019-139	8/22/2024	16:00	72	48	S	West Wall Lab Table Drawers and Cabinets (As Numbered)	0.00
0019	0019-140	8/22/2024	16:00	72	48	S	West Wall Lab Table Drawers and Cabinets (As Numbered)	0.00
0019	0019-141	8/22/2024	16:01	72	48	S	West Wall Lab Table Drawers and Cabinets (As Numbered)	0.00
0019	0019-142	8/22/2024	16:01	72	48	S	West Wall Lab Table Drawers and Cabinets (As Numbered)	0.00
0019	0019-143	8/22/2024	16:02	72	48	S	West Wall Lab Table Drawers and Cabinets (As Numbered)	0.00
0019	0019-144	8/22/2024	16:02	72	48	S	West Wall Lab Table Drawers and Cabinets (As Numbered)	0.00
0019	WWC-1	8/22/2024	16:03	72	47	S	West Wall Glass Cabinet and Cupboards (North to South)	0.00
0019	WWC-2	8/22/2024	16:03	72	47	S	West Wall Glass Cabinet and Cupboards (North to South)	0.00
0019	WWC-3	8/22/2024	16:03	72	47	S	West Wall Glass Cabinet and Cupboards (North to South)	0.00
0019	WWC-4	8/22/2024	16:04	72	47	S	West Wall Glass Cabinet and Cupboards (North to South)	0.00
0019	WWC-5	8/22/2024	16:04	72	47	S	West Wall Glass Cabinet and Cupboards (North to South)	0.00
0019	WWC-6	8/22/2024	16:04	72	47	S	West Wall Glass Cabinet and Cupboards (North to South)	0.00
0019	EWC-1	8/22/2024	16:05	72	47	S	East Wall Cupboards (North to South)	0.00
0019	EWC-2	8/22/2024	16:05	72	47	S	East Wall Cupboards (North to South)	0.00
0019	EWC-3	8/22/2024	16:05	72	47	S	East Wall Cupboards (North to South)	0.00
0019	EWC-4	8/22/2024	16:06	72	47	S	East Wall Cupboards (North to South)	0.00
0019	EWC-5	8/22/2024	16:06	72	47	S	East Wall Cupboards (North to South)	0.00
0019	EWC-6	8/22/2024	16:06	72	47	S	East Wall Cupboards (North to South)	0.00
0019	UWLT-1	8/22/2024	16:08	72	47	S	Under West Lab Table (North to South)	0.00
0019	UWLT-2	8/22/2024	16:08	72	47	S	Under West Lab Table (North to South)	0.00
0019	UWLT-3	8/22/2024	16:09	72	47	S	Under West Lab Table (North to South)	0.00
0019	UELT-1	8/22/2024	16:10	72	47	S	Under East Lab Table (North to South) Consistent elevated readings ranging between 72.81 and 192.9.	192.90
0019	UELT-2	8/22/2024	16:15	72	47	S	Under East Lab Table (North to South)	0.00
0019	UELT-3	8/22/2024	16:18	72	47	S	Under East Lab Table (North to South)	0.00
0019	UNLTI-1	8/22/2024	16:20	72	47	S	Under North Lab Table Island (Clockwise)	0.00

Building: Natural Science Building, Phase I							Survey Conducted By: Matt Holquist, Rachele Anthony, Robert Swick	
Location: SUNY Purchase							Project Name/Location: Renovate Natural Science Building Phase I/SUNY Purchase	
Project Number: 20186							Instrument: Jerome J405 Serial #: 40500555	
Zero Test: Start Jerome where no Mercury Vapor is present and reading should be Zero micrograms/cubic meter ($\mu\text{g}/\text{m}^3$)								
Sample Type: A=Ambient, conducted approximately 1 meter from the floor. S=Specific Location, conducted approximately 0.1 meter from the surface.								
Detection Limit (DL) for this unit is 0.01 micrograms/cubic meter ($\mu\text{g}/\text{m}^3$)								
Any reading less than 0.01 micrograms/cubic meter ($\mu\text{g}/\text{m}^3$) including 0 micrograms/cubic meter ($\mu\text{g}/\text{m}^3$) is considered <DL $\mu\text{g}/\text{m}^3$								
Room #	Location ID	Date	Time	Temp (°F)	Relative Humidity (%)	Sample Type	Notes	Results ($\mu\text{g}/\text{m}^3$)
0019	UNLTI-2	8/22/2024	16:22	72	47	S	Under North Lab Table Island (Clockwise)	0.00
0019	UNLTI-3	8/22/2024	16:24	72	47	S	Under North Lab Table Island (Clockwise)	0.00
0019	UNLTI-4	8/22/2024	16:26	72	47	S	Under North Lab Table Island (Clockwise)	0.00
0019	USELTI-1	8/22/2024	16:28	72	47	S	Under Southeast Lab Table Island (Clockwise)	0.00
0019	USELTI-2	8/22/2024	16:30	72	47	S	Under Southeast Lab Table Island (Clockwise)	0.00
0019	USELTI-3	8/22/2024	16:32	72	47	S	Under Southeast Lab Table Island (Clockwise)	0.00
0019	USELTI-4	8/22/2024	16:34	72	47	S	Under Southeast Lab Table Island (Clockwise)	0.00
0019	USWLT-1	8/22/2024	16:36	72	47	S	Under Southwest Lab Table Island (Clockwise)	0.00
0019	USWLT-2	8/22/2024	16:38	72	47	S	Under Southwest Lab Table Island (Clockwise)	0.00
0019	USWLT-3	8/22/2024	16:40	72	47	S	Under Southwest Lab Table Island (Clockwise)	0.00
0019	USWLT-4	8/22/2024	16:42	72	47	S	Under Southwest Lab Table Island (Clockwise)	0.00
2054	A-1	8/22/2024	17:05	72	47	A	Ambient Room Readings (Clockwise)	0.00
2054	A-2	8/22/2024	17:05	72	47	A	Ambient Room Readings (Clockwise)	0.00
2054	A-3	8/22/2024	17:06	72	47	A	Ambient Room Readings (Clockwise)	0.00
2054	A-4	8/22/2024	17:06	72	47	A	Ambient Room Readings (Clockwise)	0.00
2054	2054-1	8/22/2024	17:08	72	47	S	West Lab Table Drawers and Cabinets (As Numbered)	0.00
2054	2054-2	8/22/2024	17:08	72	47	S	West Lab Table Drawers and Cabinets (As Numbered)	0.00
2054	2054-3	8/22/2024	17:09	72	47	S	West Lab Table Drawers and Cabinets (As Numbered)	0.00
2054	2054-4	8/22/2024	17:09	72	47	S	West Lab Table Drawers and Cabinets (As Numbered)	0.00
2054	2054-5	8/22/2024	17:10	72	47	S	West Lab Table Drawers and Cabinets (As Numbered)	0.00
2054	2054-6	8/22/2024	17:10	72	47	S	West Lab Table Drawers and Cabinets (As Numbered)	0.00
2054	2054-7	8/22/2024	17:11	72	47	S	West Lab Table Drawers and Cabinets (As Numbered)	0.00
2054	2054-8	8/22/2024	17:11	72	47	S	West Lab Table Drawers and Cabinets (As Numbered)	0.00
2054	2054-9	8/22/2024	17:12	72	47	S	West Lab Table Drawers and Cabinets (As Numbered)	0.00
2054	WSC-1	8/22/2024	17:12	72	47	S	West Sink Cabinet	0.00
2054	ESC-1	8/22/2024	17:13	72	47	S	East Sink Cabinet	0.00
2054	2054-10	8/22/2024	17:13	72	47	S	East Lab Table Drawers and Cabinets (As Numbered)	0.00
2054	2054-11	8/22/2024	17:14	72	47	S	East Lab Table Drawers and Cabinets (As Numbered)	0.00
2054	2054-12	8/22/2024	17:14	72	47	S	East Lab Table Drawers and Cabinets (As Numbered)	0.00
2054	2054-13	8/22/2024	17:15	72	47	S	East Lab Table Drawers and Cabinets (As Numbered)	0.00
2054	2054-14	8/22/2024	17:15	72	47	S	East Lab Table Drawers and Cabinets (As Numbered)	0.00
2054	2054-15	8/22/2024	17:16	72	47	S	East Lab Table Drawers and Cabinets (As Numbered)	0.00
2054	2054-16	8/22/2024	17:16	72	47	S	East Lab Table Drawers and Cabinets (As Numbered)	0.00
2054	2054-17	8/22/2024	17:17	72	47	S	East Lab Table Drawers and Cabinets (As Numbered)	0.00
2054	2054-18	8/22/2024	17:17	72	47	S	East Lab Table Drawers and Cabinets (As Numbered)	0.00
2054	2054-19	8/22/2024	17:18	72	47	S	East Lab Table Drawers and Cabinets (As Numbered)	0.00
2054	2054-20	8/22/2024	17:18	72	47	S	East Lab Table Drawers and Cabinets (As Numbered)	0.00
2054	2054-21	8/22/2024	17:19	72	47	S	East Lab Table Drawers and Cabinets (As Numbered)	0.00
2054	2054-22					S	East Lab Table Drawers and Cabinets (As Numbered)	Locked
2054	2054-23	8/22/2024	17:20	72	47	S	East Lab Table Drawers and Cabinets (As Numbered)	0.00
2054	2054-24	8/22/2024	17:20	72	47	S	East Lab Table Drawers and Cabinets (As Numbered)	0.00
2054	2054-25	8/22/2024	17:21	72	47	S	East Lab Table Drawers and Cabinets (As Numbered)	0.00
2054	WC-1	8/22/2024	17:24	72	47	S	West Cupboards (South to North)	0.00
2054	WC-2	8/22/2024	17:25	72	47	S	West Cupboards (South to North)	0.00
2054	WC-3	8/22/2024	17:25	72	47	S	West Cupboards (South to North)	0.00
2054	WC-4	8/22/2024	17:26	72	47	S	West Cupboards (South to North)	0.00
2054	EC-1	8/22/2024	17:27	72	47	S	East Cupboards (North to South)	0.00
2054	EC-2	8/22/2024	17:27	72	47	S	East Cupboards (North to South)	0.00
2054	EC-3	8/22/2024	17:28	72	47	S	East Cupboards (North to South)	0.00
2054	UWLT-1	8/22/2024	17:30	72	47	S	Under West Lab Table (North to South)	0.00
2054	UWLT-2	8/22/2024	17:32	72	47	S	Under West Lab Table (North to South)	0.00
2054	UWLT-3	8/22/2024	17:34	72	47	S	Under West Lab Table (North to South)	0.00
2054	UFLT-1	8/22/2024	17:36	72	47	S	Under East Lab Table (South to North)	0.00
2054	UFLT-2	8/22/2024	17:38	72	47	S	Under East Lab Table (South to North)	0.00
2054	UFLT-3	8/22/2024	17:40	72	47	S	Under East Lab Table (South to North)	0.00
2054	UCLT-1	8/22/2024	17:42	72	47	S	Under Center Lab Table (North to South)	0.00
2054	UCLT-2	8/22/2024	17:44	72	47	S	Under Center Lab Table (North to South)	0.00
2035	A-1	8/22/2024	17:49	72	48	A	Ambient Room Readings (Clockwise)	0.00
2035	ELT-1	8/22/2024	17:49	72	48	S	East Lab Table Drawers and Cabinets (North to South)	0.00
2035	ELT-2	8/22/2024	17:49	72	48	S	East Lab Table Drawers and Cabinets (North to South)	0.00
2035	ELT-3	8/22/2024	17:50	72	48	S	East Lab Table Drawers and Cabinets (North to South)	0.00
2035	ELT-4	8/22/2024	17:50	72	48	S	East Lab Table Drawers and Cabinets (North to South)	0.00
2035	ELT-5	8/22/2024	17:50	72	48	S	East Lab Table Drawers and Cabinets (North to South)	0.00
2035	ELT-6	8/22/2024	17:51	72	48	S	East Lab Table Drawers and Cabinets (North to South)	0.00
2035	ELT-7	8/22/2024	17:51	72	48	S	East Lab Table Drawers and Cabinets (North to South)	0.00
2035	ELT-8	8/22/2024	17:51	72	48	S	East Lab Table Drawers and Cabinets (North to South)	0.00
2035	UFLT-1	8/22/2024	17:52	72	48	S	Under East Lab Table (North to South)	0.00
2035	UFLT-2	8/22/2024	17:53	72	48	S	Under East Lab Table (North to South)	0.00
2034	A-1	8/22/2024	17:54	70	49	A	Ambient Room Readings (Clockwise)	0.00
2034	A-2	8/22/2024	17:54	70	49	A	Ambient Room Readings (Clockwise)	0.00
2034	A-3	8/22/2024	17:54	70	49	A	Ambient Room Readings (Clockwise)	0.00
2034	2034-1	8/22/2024	17:55	70	49	S	West Lab Table Drawers and Cabinets (As Numbered)	0.00
2034	2034-2	8/22/2024	17:55	70	49	S	West Lab Table Drawers and Cabinets (As Numbered)	0.00
2034	2034-3	8/22/2024	17:55	70	49	S	West Lab Table Drawers and Cabinets (As Numbered)	0.00
2034	2034-4	8/22/2024	17:56	70	49	S	West Lab Table Drawers and Cabinets (As Numbered)	0.00
2034	2034-5	8/22/2024	17:56	70	49	S	West Lab Table Drawers and Cabinets (As Numbered)	0.00
2034	2034-6	8/22/2024	17:56	70	49	S	West Lab Table Drawers and Cabinets (As Numbered)	0.00
2034	2034-7	8/22/2024	17:57	70	49	S	West Lab Table Drawers and Cabinets (As Numbered)	0.00
2034	2034-8	8/22/2024	17:57	70	49	S	West Lab Table Drawers and Cabinets (As Numbered)	0.00
2034	2034-9	8/22/2024	17:57	70	49	S	West Lab Table Drawers and Cabinets (As Numbered)	0.00
2034	2034-10	8/22/2024	17:58	70	49	S	West Lab Table Drawers and Cabinets (As Numbered)	0.00

Building: Natural Science Building, Phase I							Survey Conducted By: Matt Holquist, Rachele Anthony, Robert Swick	
Location: SUNY Purchase							Project Name/Location: Renovate Natural Science Building Phase I/SUNY Purchase	
Project Number: 20186							Instrument: Jerome J405 Serial #: 40500555	
Zero Test: Start Jerome where no Mercury Vapor is present and reading should be Zero micrograms/cubic meter ($\mu\text{g}/\text{m}^3$)								
Sample Type: A=Ambient, conducted approximately 1 meter from the floor. S=Specific Location, conducted approximately 0.1 meter from the surface.								
Detection Limit (DL) for this unit is 0.01 micrograms/cubic meter ($\mu\text{g}/\text{m}^3$)								
Any reading less than 0.01 micrograms/cubic meter ($\mu\text{g}/\text{m}^3$) including 0 micrograms/cubic meter ($\mu\text{g}/\text{m}^3$) is considered <DL $\mu\text{g}/\text{m}^3$								
Room #	Location ID	Date	Time	Temp (°F)	Relative Humidity (%)	Sample Type	Notes	Results ($\mu\text{g}/\text{m}^3$)
2034	WC-1	8/22/2024	17:58	70	49	S	West Cupboards (South to North)	0.00
2034	WC-2	8/22/2024	17:58	70	49	S	West Cupboards (South to North)	0.00
2034	UWLT-1	8/22/2024	17:59	70	49	S	Under West Lab Table (North to South)	0.00
2034	UWLT-2	8/22/2024	17:59	70	49	S	Under West Lab Table (North to South)	0.00
2034	US-1	8/22/2024	17:59	70	49	S	Under Shelving (South to North)	0.00
2034	US-2	8/22/2024	18:00	70	49	S	Under Shelving (South to North)	0.00
2041	A-1	8/22/2024	18:01	70	51	A	Ambient Room Readings (Clockwise)	0.00
2041	A-2	8/22/2024	18:01	70	51	A	Ambient Room Readings (Clockwise)	0.00
2041	2041-1	8/22/2024	18:02	70	51	S	Lab Table Drawers and Cabinets (As Numbered)	0.00
2041	2041-2	8/22/2024	18:02	70	51	S	Lab Table Drawers and Cabinets (As Numbered)	0.00
2041	2041-3	8/22/2024	18:02	70	51	S	Lab Table Drawers and Cabinets (As Numbered)	0.00
2041	2041-4	8/22/2024	18:03	70	51	S	Lab Table Drawers and Cabinets (As Numbered)	0.00
2041	2041-5	8/22/2024	18:03	70	51	S	Lab Table Drawers and Cabinets (As Numbered)	0.00
2041	2041-6	8/22/2024	18:03	70	51	S	Lab Table Drawers and Cabinets (As Numbered)	0.00
2041	2041-7	8/22/2024	18:04	70	51	S	Lab Table Drawers and Cabinets (As Numbered)	0.00
2041	2041-8	8/22/2024	18:04	70	51	S	Lab Table Drawers and Cabinets (As Numbered)	0.00
2041	2041-9	8/22/2024	18:04	70	51	S	Lab Table Drawers and Cabinets (As Numbered)	0.00
2041	2041-10	8/22/2024	18:05	70	51	S	Lab Table Drawers and Cabinets (As Numbered)	0.00
2041	2041-11	8/22/2024	18:05	70	51	S	Lab Table Drawers and Cabinets (As Numbered)	0.00
2041	2041-12	8/22/2024	18:05	70	51	S	Lab Table Drawers and Cabinets (As Numbered)	0.00
2041	2041-13	8/22/2024	18:06	70	51	S	Lab Table Drawers and Cabinets (As Numbered)	0.00
2041	2041-14	8/22/2024	18:06	70	51	S	Lab Table Drawers and Cabinets (As Numbered)	0.00
2041	SC-1	8/22/2024	18:06	70	51	S	Sink Cabinet	0.00
2041	C-1	8/22/2024	18:07	70	51	S	Cupboards (Clockwise)	0.00
2041	C-2	8/22/2024	18:07	70	51	S	Cupboards (Clockwise)	0.00
2041	C-3	8/22/2024	18:07	70	51	S	Cupboards (Clockwise)	0.00
2041	C-4	8/22/2024	18:08	70	51	S	Cupboards (Clockwise)	0.00
2041	C-5	8/22/2024	18:08	70	51	S	Cupboards (Clockwise)	0.00
2041	C-6	8/22/2024	18:09	70	51	S	Cupboards (Clockwise)	0.00
2041	C-7	8/22/2024	18:09	70	51	S	Cupboards (Clockwise)	0.00
2041	ULT-1	8/22/2024	18:10	70	51	S	Under Lab Tables (Clockwise)	0.00
2041	ULT-2	8/22/2024	18:11	70	51	S	Under Lab Tables (Clockwise)	0.00
2041	ULT-3	8/22/2024	18:12	70	51	S	Under Lab Tables (Clockwise)	0.00
2041	ULT-4	8/22/2024	18:13	70	51	S	Under Lab Tables (Clockwise)	0.00
2041	ULT-5	8/22/2024	18:14	70	51	S	Under Lab Tables (Clockwise)	0.00
2041	ULT-6	8/22/2024	18:15	70	51	S	Under Lab Tables (Clockwise)	0.00
2041	MLTD-1	8/22/2024	18:16	70	51	S	Middle Lab Table Drawers (Clockwise)	0.00
2041	MLTD-2	8/22/2024	18:16	70	51	S	Middle Lab Table Drawers (Clockwise)	0.00
2017	A-1	8/23/2024	8:59	75	45	A	Ambient Room Readings (Clockwise)	0.00
2017	WLTD-1	8/23/2024	9:00	75	45	S	West Lab Table Drawers and Cabinets (South to North)	0.00
2017	WLTD-2	8/23/2024	9:01	75	45	S	West Lab Table Drawers and Cabinets (South to North)	0.00
2017	WLTD-3	8/23/2024	9:01	75	45	S	West Lab Table Drawers and Cabinets (South to North)	0.00
2017	WLTD-4	8/23/2024	9:02	75	45	S	West Lab Table Drawers and Cabinets (South to North)	0.00
2017	WLTD-5	8/23/2024	9:02	75	45	S	West Lab Table Drawers and Cabinets (South to North)	0.00
2017	WC-1	8/23/2024	9:03	75	45	S	West Cupboards (South to North)	0.00
2017	WC-2	8/23/2024	9:03	75	45	S	West Cupboards (South to North)	0.00
2017	UWLT-1	8/23/2024	9:04	75	45	S	Under West Lab Table (North to South)	0.00
2014	A-1	8/23/2024	9:07	73	46	A	Ambient Room Readings (Clockwise)	0.00
2014	A-2	8/23/2024	9:07	73	46	A	Ambient Room Readings (Clockwise)	0.00
2014	A-3	8/23/2024	9:08	73	46	A	Ambient Room Readings (Clockwise)	0.00
2014	A-4	8/23/2024	9:08	73	46	A	Ambient Room Readings (Clockwise)	0.00
2014	A-5	8/23/2024	9:09	73	46	A	Ambient Room Readings (Clockwise)	0.00
2014	A-6	8/23/2024	9:09	73	46	A	Ambient Room Readings (Clockwise)	0.00
2014	A-7	8/23/2024	9:10	73	46	A	Ambient Room Readings (Clockwise)	0.00
2014	A-8	8/23/2024	9:10	73	46	A	Ambient Room Readings (Clockwise)	0.00
2014	A-9	8/23/2024	9:11	73	46	A	Ambient Room Readings (Clockwise)	0.00
2014	LT-1	8/23/2024	9:14	73	47	S	Lab Table Drawers and Cabinets (Clockwise)	0.00
2014	LT-2	8/23/2024	9:14	73	47	S	Lab Table Drawers and Cabinets (Clockwise)	0.00
2014	LT-3	8/23/2024	9:14	73	47	S	Lab Table Drawers and Cabinets (Clockwise)	0.00
2014	LT-4	8/23/2024	9:15	73	47	S	Lab Table Drawers and Cabinets (Clockwise)	0.00
2014	LT-5	8/23/2024	9:15	73	47	S	Lab Table Drawers and Cabinets (Clockwise)	0.00
2014	LT-6	8/23/2024	9:16	73	47	S	Lab Table Drawers and Cabinets (Clockwise)	0.00
2014	LT-7	8/23/2024	9:16	73	47	S	Lab Table Drawers and Cabinets (Clockwise)	0.00
2014	LT-8	8/23/2024	9:17	73	47	S	Lab Table Drawers and Cabinets (Clockwise)	0.00
2014	LT-9	8/23/2024	9:17	73	47	S	Lab Table Drawers and Cabinets (Clockwise)	0.00
2014	LT-10	8/23/2024	9:18	73	47	S	Lab Table Drawers and Cabinets (Clockwise)	0.00
2014	LT-11	8/23/2024	9:18	73	47	S	Lab Table Drawers and Cabinets (Clockwise)	0.00
2014	LT-12	8/23/2024	9:19	73	47	S	Lab Table Drawers and Cabinets (Clockwise)	0.00
2014	LT-13	8/23/2024	9:19	73	47	S	Lab Table Drawers and Cabinets (Clockwise)	0.00
2014	LT-14	8/23/2024	9:20	73	47	S	Lab Table Drawers and Cabinets (Clockwise)	0.00
2014	LT-15	8/23/2024	9:20	73	47	S	Lab Table Drawers and Cabinets (Clockwise)	0.00
2014	LT-16	8/23/2024	9:21	73	47	S	Lab Table Drawers and Cabinets (Clockwise)	0.00
2014	LT-17	8/23/2024	9:21	73	47	S	Lab Table Drawers and Cabinets (Clockwise)	0.00
2014	LT-18	8/23/2024	9:22	73	47	S	Lab Table Drawers and Cabinets (Clockwise)	0.00
2014	LT-19	8/23/2024	9:22	73	47	S	Lab Table Drawers and Cabinets (Clockwise)	0.00
2014	LT-20	8/23/2024	9:23	73	47	S	Lab Table Drawers and Cabinets (Clockwise)	0.00
2014	LT-21	8/23/2024	9:23	73	47	S	Lab Table Drawers and Cabinets (Clockwise)	0.00
2014	LT-22	8/23/2024	9:24	73	47	S	Lab Table Drawers and Cabinets (Clockwise)	0.00
2014	LT-23	8/23/2024	9:24	73	47	S	Lab Table Drawers and Cabinets (Clockwise)	0.00
2014	LT-24	8/23/2024	9:25	73	47	S	Lab Table Drawers and Cabinets (Clockwise)	0.00
2014	LT-25	8/23/2024	9:25	73	47	S	Lab Table Drawers and Cabinets (Clockwise)	0.00

Building: Natural Science Building, Phase I							Survey Conducted By: Matt Holquist, Rachele Anthony, Robert Swick	
Location: SUNY Purchase							Project Name/Location: Renovate Natural Science Building Phase I/SUNY Purchase	
Project Number: 20186							Instrument: Jerome J405 Serial #: 40500555	
Zero Test: Start Jerome where no Mercury Vapor is present and reading should be Zero micrograms/cubic meter ($\mu\text{g}/\text{m}^3$)								
Sample Type: A=Ambient, conducted approximately 1 meter from the floor. S=Specific Location, conducted approximately 0.1 meter from the surface.								
Detection Limit (DL) for this unit is 0.01 micrograms/cubic meter ($\mu\text{g}/\text{m}^3$)								
Any reading less than 0.01 micrograms/cubic meter ($\mu\text{g}/\text{m}^3$) including 0 micrograms/cubic meter ($\mu\text{g}/\text{m}^3$) is considered <DL $\mu\text{g}/\text{m}^3$								
Room #	Location ID	Date	Time	Temp (°F)	Relative Humidity (%)	Sample Type	Notes	Results ($\mu\text{g}/\text{m}^3$)
2014	LT-26	8/23/2024	9:26	73	47	S	Lab Table Drawers and Cabinets (Clockwise)	0.00
2014	LT-27	8/23/2024	9:26	73	47	S	Lab Table Drawers and Cabinets (Clockwise)	0.00
2014	LT-28	8/23/2024	9:27	73	47	S	Lab Table Drawers and Cabinets (Clockwise)	0.00
2014	LT-29	8/23/2024	9:27	73	47	S	Lab Table Drawers and Cabinets (Clockwise)	0.00
2014	LT-30	8/23/2024	9:28	73	47	S	Lab Table Drawers and Cabinets (Clockwise)	0.00
2014	LT-31	8/23/2024	9:28	73	47	S	Lab Table Drawers and Cabinets (Clockwise)	0.00
2014	LT-32	8/23/2024	9:29	73	47	S	Lab Table Drawers and Cabinets (Clockwise)	0.00
2014	LT-33	8/23/2024	9:29	73	47	S	Lab Table Drawers and Cabinets (Clockwise)	0.00
2014	LT-34	8/23/2024	9:30	73	47	S	Lab Table Drawers and Cabinets (Clockwise)	0.00
2014	LT-35	8/23/2024	9:30	73	47	S	Lab Table Drawers and Cabinets (Clockwise)	0.00
2014	LT-36	8/23/2024	9:31	73	47	S	Lab Table Drawers and Cabinets (Clockwise)	0.00
2014	LT-37	8/23/2024	9:31	73	47	S	Lab Table Drawers and Cabinets (Clockwise)	0.00
2014	LT-38	8/23/2024	9:32	73	47	S	Lab Table Drawers and Cabinets (Clockwise)	0.00
2014	LT-39	8/23/2024	9:32	73	47	S	Lab Table Drawers and Cabinets (Clockwise)	0.00
2014	LT-40	8/23/2024	9:33	73	47	S	Lab Table Drawers and Cabinets (Clockwise)	0.00
2014	LT-41	8/23/2024	9:33	73	47	S	Lab Table Drawers and Cabinets (Clockwise)	0.00
2014	LT-42	8/23/2024	9:34	73	47	S	Lab Table Drawers and Cabinets (Clockwise)	0.00
2014	LT-43	8/23/2024	9:34	73	47	S	Lab Table Drawers and Cabinets (Clockwise)	0.00
2014	LT-44	8/23/2024	9:35	73	47	S	Lab Table Drawers and Cabinets (Clockwise)	0.00
2014	LT-45	8/23/2024	9:35	73	47	S	Lab Table Drawers and Cabinets (Clockwise)	0.00
2014	LT-46	8/23/2024	9:36	73	47	S	Lab Table Drawers and Cabinets (Clockwise)	0.00
2014	LT-47	8/23/2024	9:36	73	47	S	Lab Table Drawers and Cabinets (Clockwise)	0.00
2014	LT-48	8/23/2024	9:37	73	47	S	Lab Table Drawers and Cabinets (Clockwise)	0.00
2014	LT-49	8/23/2024	9:37	73	47	S	Lab Table Drawers and Cabinets (Clockwise)	0.00
2014	LT-50	8/23/2024	9:38	73	47	S	Lab Table Drawers and Cabinets (Clockwise)	0.00
2014	LT-51	8/23/2024	9:38	73	47	S	Lab Table Drawers and Cabinets (Clockwise)	0.00
2014	LT-52	8/23/2024	9:39	73	47	S	Lab Table Drawers and Cabinets (Clockwise)	0.00
2014	LT-53	8/23/2024	9:39	73	47	S	Lab Table Drawers and Cabinets (Clockwise)	0.00
2014	LT-54	8/23/2024	9:40	73	47	S	Lab Table Drawers and Cabinets (Clockwise)	0.00
2014	LT-55	8/23/2024	9:40	73	47	S	Lab Table Drawers and Cabinets (Clockwise)	0.00
2014	LT-56	8/23/2024	9:41	73	47	S	Lab Table Drawers and Cabinets (Clockwise)	0.00
2014	LT-57	8/23/2024	9:41	73	47	S	Lab Table Drawers and Cabinets (Clockwise)	0.00
2014	LT-58	8/23/2024	9:42	73	47	S	Lab Table Drawers and Cabinets (Clockwise)	0.00
2014	LT-59	8/23/2024	9:42	73	47	S	Lab Table Drawers and Cabinets (Clockwise)	0.00
2014	LT-60	8/23/2024	9:43	73	47	S	Lab Table Drawers and Cabinets (Clockwise)	0.00
2014	LT-61	8/23/2024	9:43	73	47	S	Lab Table Drawers and Cabinets (Clockwise)	0.00
2014	LT-62	8/23/2024	9:44	73	47	S	Lab Table Drawers and Cabinets (Clockwise)	0.00
2014	LT-63	8/23/2024	9:44	73	47	S	Lab Table Drawers and Cabinets (Clockwise)	0.00
2014	LT-64	8/23/2024	9:45	73	47	S	Lab Table Drawers and Cabinets (Clockwise)	0.00
2014	LT-65	8/23/2024	9:45	73	47	S	Lab Table Drawers and Cabinets (Clockwise)	0.00
2014	LT-66	8/23/2024	9:46	73	47	S	Lab Table Drawers and Cabinets (Clockwise)	0.00
2014	LT-67	8/23/2024	9:46	73	47	S	Lab Table Drawers and Cabinets (Clockwise)	0.00
2014	LT-68	8/23/2024	9:47	73	47	S	Lab Table Drawers and Cabinets (Clockwise)	0.00
2014	LT-69	8/23/2024	9:47	73	47	S	Lab Table Drawers and Cabinets (Clockwise)	0.00
2014	LT-70	8/23/2024	9:48	73	47	S	Lab Table Drawers and Cabinets (Clockwise)	0.00
2014	LT-71	8/23/2024	9:48	73	47	S	Lab Table Drawers and Cabinets (Clockwise)	0.00
2014	LT-72	8/23/2024	9:49	73	47	S	Lab Table Drawers and Cabinets (Clockwise)	0.00
2014	LT-73	8/23/2024	9:49	73	47	S	Lab Table Drawers and Cabinets (Clockwise)	0.00
2014	LT-74	8/23/2024	9:50	73	47	S	Lab Table Drawers and Cabinets (Clockwise)	0.00
2014	LT-75	8/23/2024	9:50	73	47	S	Lab Table Drawers and Cabinets (Clockwise)	0.00
2014	LT-76	8/23/2024	9:51	73	47	S	Lab Table Drawers and Cabinets (Clockwise)	0.00
2014	LT-77	8/23/2024	9:51	73	47	S	Lab Table Drawers and Cabinets (Clockwise)	0.00
2014	LT-78	8/23/2024	9:52	73	47	S	Lab Table Drawers and Cabinets (Clockwise)	0.00
2014	LT-79	8/23/2024	9:52	73	47	S	Lab Table Drawers and Cabinets (Clockwise)	0.00
2014	LT-80	8/23/2024	9:53	73	47	S	Lab Table Drawers and Cabinets (Clockwise)	0.00
2014	LT-81	8/23/2024	9:53	73	47	S	Lab Table Drawers and Cabinets (Clockwise)	0.00
2014	LT-82	8/23/2024	9:54	73	47	S	Lab Table Drawers and Cabinets (Clockwise)	0.00
2014	LT-83	8/23/2024	9:54	73	47	S	Lab Table Drawers and Cabinets (Clockwise)	0.00
2014	LT-84	8/23/2024	9:55	73	47	S	Lab Table Drawers and Cabinets (Clockwise)	0.00
2014	LT-85	8/23/2024	9:55	73	47	S	Lab Table Drawers and Cabinets (Clockwise)	0.00
2014	LT-86	8/23/2024	9:56	73	47	S	Lab Table Drawers and Cabinets (Clockwise)	0.00
2014	LT-87	8/23/2024	9:56	73	47	S	Lab Table Drawers and Cabinets (Clockwise)	0.00
2014	LT-88	8/23/2024	9:57	73	47	S	Lab Table Drawers and Cabinets (Clockwise)	0.00
2014	LT-89	8/23/2024	9:57	73	47	S	Lab Table Drawers and Cabinets (Clockwise)	0.00
2014	LT-90	8/23/2024	9:58	73	47	S	Lab Table Drawers and Cabinets (Clockwise)	0.00
2014	LT-91	8/23/2024	9:58	73	47	S	Lab Table Drawers and Cabinets (Clockwise)	0.00
2014	LT-92	8/23/2024	9:59	73	47	S	Lab Table Drawers and Cabinets (Clockwise)	0.00
2014	LT-93	8/23/2024	9:59	73	47	S	Lab Table Drawers and Cabinets (Clockwise)	0.00
2014	LT-94	8/23/2024	10:00	73	47	S	Lab Table Drawers and Cabinets (Clockwise)	0.00
2014	LT-95	8/23/2024	10:00	73	47	S	Lab Table Drawers and Cabinets (Clockwise)	0.00
2014	LT-96	8/23/2024	10:01	73	47	S	Lab Table Drawers and Cabinets (Clockwise)	0.00
2014	LT-97	8/23/2024	10:01	73	47	S	Lab Table Drawers and Cabinets (Clockwise)	0.00
2014	LT-98	8/23/2024	10:02	73	47	S	Lab Table Drawers and Cabinets (Clockwise)	0.00
2014	LT-99	8/23/2024	10:02	73	47	S	Lab Table Drawers and Cabinets (Clockwise)	0.00
2014	LT-100	8/23/2024	10:03	73	47	S	Lab Table Drawers and Cabinets (Clockwise)	0.00
2014	LT-101	8/23/2024	10:03	73	47	S	Lab Table Drawers and Cabinets (Clockwise)	0.00
2014	LT-102	8/23/2024	10:04	73	47	S	Lab Table Drawers and Cabinets (Clockwise)	0.00
2014	LT-103	8/23/2024	10:04	73	47	S	Lab Table Drawers and Cabinets (Clockwise)	0.00
2014	LT-104	8/23/2024	10:05	73	47	S	Lab Table Drawers and Cabinets (Clockwise)	0.00
2014	LT-105	8/23/2024	10:05	73	47	S	Lab Table Drawers and Cabinets (Clockwise)	0.00
2014	LT-106	8/23/2024	10:06	73	47	S	Lab Table Drawers and Cabinets (Clockwise)	0.00

Building: Natural Science Building, Phase I							Survey Conducted By: Matt Holquist, Rachele Anthony, Robert Swick	
Location: SUNY Purchase							Project Name/Location: Renovate Natural Science Building Phase I/SUNY Purchase	
Project Number: 20186							Instrument: Jerome J405 Serial #: 40500555	
Zero Test: Start Jerome where no Mercury Vapor is present and reading should be Zero micrograms/cubic meter ($\mu\text{g}/\text{m}^3$)								
Sample Type: A=Ambient, conducted approximately 1 meter from the floor. S=Specific Location, conducted approximately 0.1 meter from the surface.								
Detection Limit (DL) for this unit is 0.01 micrograms/cubic meter ($\mu\text{g}/\text{m}^3$)								
Any reading less than 0.01 micrograms/cubic meter ($\mu\text{g}/\text{m}^3$) including 0 micrograms/cubic meter ($\mu\text{g}/\text{m}^3$) is considered <DL $\mu\text{g}/\text{m}^3$								
Room #	Location ID	Date	Time	Temp (°F)	Relative Humidity (%)	Sample Type	Notes	Results ($\mu\text{g}/\text{m}^3$)
2014	LT-107	8/23/2024	10:06	73	47	S	Lab Table Drawers and Cabinets (Clockwise)	0.00
2014	LT-108	8/23/2024	10:07	73	47	S	Lab Table Drawers and Cabinets (Clockwise)	0.00
2014	LT-109	8/23/2024	10:07	73	47	S	Lab Table Drawers and Cabinets (Clockwise)	0.00
2014	LT-110	8/23/2024	10:08	73	47	S	Lab Table Drawers and Cabinets (Clockwise)	0.00
2014	C-1	8/23/2024	10:08	70	51	S	Cupboards (Clockwise)	0.00
2014	C-2	8/23/2024	10:09	70	51	S	Cupboards (Clockwise)	0.00
2014	C-3	8/23/2024	10:09	70	51	S	Cupboards (Clockwise)	0.00
2014	C-4	8/23/2024	10:10	70	51	S	Cupboards (Clockwise)	0.00
2014	C-5	8/23/2024	10:10	70	51	S	Cupboards (Clockwise)	0.00
2014	C-6	8/23/2024	10:11	70	51	S	Cupboards (Clockwise)	0.00
2014	C-7	8/23/2024	10:11	70	51	S	Cupboards (Clockwise)	0.00
2014	C-8	8/23/2024	10:12	70	51	S	Cupboards (Clockwise)	0.00
2014	C-9	8/23/2024	10:12	70	51	S	Cupboards (Clockwise)	0.00
2014	C-10	8/23/2024	10:13	70	51	S	Cupboards (Clockwise)	0.00
2014	C-11	8/23/2024	10:13	70	51	S	Cupboards (Clockwise)	0.00
2014	C-12	8/23/2024	10:14	70	51	S	Cupboards (Clockwise)	0.00
2014	C-13	8/23/2024	10:14	70	51	S	Cupboards (Clockwise)	0.00
2014	C-14	8/23/2024	10:15	70	51	S	Cupboards (Clockwise)	0.00
2014	C-15	8/23/2024	10:15	70	51	S	Cupboards (Clockwise)	0.00
2014	C-16	8/23/2024	10:16	70	51	S	Cupboards (Clockwise)	0.00
2014	ULT-1	8/23/2024	10:18	70	51	S	Under Lab Tables (Clockwise)	0.00
2014	ULT-2	8/23/2024	10:19	70	51	S	Under Lab Tables (Clockwise)	0.00
2014	ULT-3	8/23/2024	10:20	70	51	S	Under Lab Tables (Clockwise)	0.00
2014	ULT-4	8/23/2024	10:22	70	51	S	Under Lab Tables (Clockwise)	0.00
2014	ULT-5	8/23/2024	10:24	70	51	S	Under Lab Tables (Clockwise)	0.00
2014	ULT-6	8/23/2024	10:26	70	51	S	Under Lab Tables (Clockwise)	0.00
2014	ULT-7	8/23/2024	10:28	70	51	S	Under Lab Tables (Clockwise)	0.00
2014	ULT-8	8/23/2024	10:30	70	51	S	Under Lab Tables (Clockwise)	0.00
2014	ULT-9	8/23/2024	10:31	70	51	S	Under Lab Tables (Clockwise)	0.00
2014	ULT-10	8/23/2024	10:32	70	51	S	Under Lab Tables (Clockwise)	0.00
2014	ULT-11	8/23/2024	10:34	70	51	S	Under Lab Tables (Clockwise)	0.00
2014	ULT-12	8/23/2024	10:36	70	51	S	Under Lab Tables (Clockwise)	0.00
2014	ULT-13	8/23/2024	10:38	70	51	S	Under Lab Tables (Clockwise)	0.00
2014	ULT-14	8/23/2024	10:40	70	51	S	Under Lab Tables (Clockwise)	0.00
2014	ULT-15	8/23/2024	10:42	70	51	S	Under Lab Tables (Clockwise)	0.00
2048	A-1	8/23/2024	10:50	72	49	A	Ambient Room Readings (Clockwise)	0.00
2048	A-2	8/23/2024	10:50	72	49	A	Ambient Room Readings (Clockwise)	0.00
2048	A-3	8/23/2024	10:51	72	49	A	Ambient Room Readings (Clockwise)	0.00
2048	A-4	8/23/2024	10:51	72	49	A	Ambient Room Readings (Clockwise)	0.00
2048	A-5	8/23/2024	10:52	72	49	A	Ambient Room Readings (Clockwise)	0.00
2048	A-6	8/23/2024	10:52	72	49	A	Ambient Room Readings (Clockwise)	0.00
2048	A-7	8/23/2024	10:53	72	49	A	Ambient Room Readings (Clockwise)	0.00
2048	A-8	8/23/2024	10:53	72	49	A	Ambient Room Readings (Clockwise)	0.00
2048	A-9	8/23/2024	10:54	72	49	A	Ambient Room Readings (Clockwise)	0.00
2048	A-10	8/23/2024	10:54	72	49	A	Ambient Room Readings (Clockwise)	0.00
2048	A-11	8/23/2024	10:55	72	49	A	Ambient Room Readings (Clockwise)	0.00
2048	A-12	8/23/2024	10:55	72	49	A	Ambient Room Readings (Clockwise)	0.00
2048	2048-01	8/23/2024	10:56	72	50	S	Center Lab Table Drawers and Cabinets (As Numbered)	0.00
2048	2048-02	8/23/2024				S	Center Lab Table Drawers and Cabinets (As Numbered)	Locked
2048	2048-03	8/23/2024				S	Center Lab Table Drawers and Cabinets (As Numbered)	Locked
2048	2048-04	8/23/2024	10:57	72	50	S	Center Lab Table Drawers and Cabinets (As Numbered)	0.00
2048	2048-05	8/23/2024				S	Center Lab Table Drawers and Cabinets (As Numbered)	Locked
2048	2048-06	8/23/2024				S	Center Lab Table Drawers and Cabinets (As Numbered)	Locked
2048	2048-07	8/23/2024	10:58	72	50	S	Center Lab Table Drawers and Cabinets (As Numbered)	0.00
2048	2048-08	8/23/2024	10:58	72	50	S	Center Lab Table Drawers and Cabinets (As Numbered)	0.00
2048	2048-09	8/23/2024				S	Center Lab Table Drawers and Cabinets (As Numbered)	Locked
2048	2048-10	8/23/2024	10:59	72	50	S	Center Lab Table Drawers and Cabinets (As Numbered)	0.00
2048	2048-11	8/23/2024	10:59	72	50	S	Center Lab Table Drawers and Cabinets (As Numbered)	0.00
2048	2048-12	8/23/2024	11:00	72	50	S	Center Lab Table Drawers and Cabinets (As Numbered)	0.00
2048	2048-13	8/23/2024	11:00	72	50	S	Center Lab Table Drawers and Cabinets (As Numbered)	0.00
2048	2048-14	8/23/2024	11:01	72	50	S	Center Lab Table Drawers and Cabinets (As Numbered)	0.00
2048	2048-15	8/23/2024	11:01	72	50	S	Center Lab Table Drawers and Cabinets (As Numbered)	0.00
2048	2048-16	8/23/2024	11:02	72	50	S	Center Lab Table Drawers and Cabinets (As Numbered)	0.00
2048	2048-17	8/23/2024	11:02	72	50	S	Center Lab Table Drawers and Cabinets (As Numbered)	0.00
2048	2048-18	8/23/2024	11:03	72	50	S	Center Lab Table Drawers and Cabinets (As Numbered)	0.00
2048	2048-19	8/23/2024	11:03	72	50	S	Center Lab Table Drawers and Cabinets (As Numbered)	0.00
2048	2048-20	8/23/2024	11:04	72	50	S	Center Lab Table Drawers and Cabinets (As Numbered)	0.00
2048	2048-21	8/23/2024	11:04	72	50	S	Center Lab Table Drawers and Cabinets (As Numbered)	0.00
2048	2048-22	8/23/2024	11:05	72	50	S	Center Lab Table Drawers and Cabinets (As Numbered)	0.00
2048	2048-23	8/23/2024	11:05	72	50	S	Center Lab Table Drawers and Cabinets (As Numbered)	0.00
2048	2048-24	8/23/2024	11:06	72	50	S	Center Lab Table Drawers and Cabinets (As Numbered)	0.00
2048	2048-25	8/23/2024	11:06	72	50	S	North Lab Table Drawers and Cabinets (As Numbered)	0.00
2048	2048-26	8/23/2024				S	North Lab Table Drawers and Cabinets (As Numbered)	Locked
2048	2048-27	8/23/2024	11:07	72	50	S	North Lab Table Drawers and Cabinets (As Numbered)	0.00
2048	2048-28	8/23/2024	11:07	72	50	S	North Lab Table Drawers and Cabinets (As Numbered)	0.00
2048	2048-29	8/23/2024	11:08	72	50	S	North Lab Table Drawers and Cabinets (As Numbered)	0.00
2048	2048-30	8/23/2024				S	North Lab Table Drawers and Cabinets (As Numbered)	Locked
2048	2048-31	8/23/2024	11:08	72	50	S	North Lab Table Drawers and Cabinets (As Numbered)	0.00
2048	2048-32	8/23/2024	11:09	72	50	S	North Lab Table Drawers and Cabinets (As Numbered)	0.00
2048	2048-33	8/23/2024	11:09	72	50	S	North Lab Table Drawers and Cabinets (As Numbered)	0.00
2048	2048-34	8/23/2024	11:10	72	50	S	North Lab Table Drawers and Cabinets (As Numbered)	0.00

Room #	Location ID	Date	Time	Temp (°F)	Relative Humidity (%)	Sample Type	Notes	Results (µg/m³)
2048	2048-35	8/23/2024					North Lab Table Drawers and Cabinets (As Numbered)	Locked
2048	2048-36	8/23/2024					North Lab Table Drawers and Cabinets (As Numbered)	Locked
2048	WSC-1	8/23/2024	11:11	70	50	S	West Sink Cabinet (South to North)	0.00
2048	WSC-2	8/23/2024	11:11	70	50	S	West Sink Cabinet (South to North)	0.00
2048	ESC-1	8/23/2024	11:12	70	50	S	East Sink Cabinet	0.00
2048	FHC-1	8/23/2024	11:12	70	50	S	Fume Hood Cabinets (South to North)	0.00
2048	FHC-2	8/23/2024	11:13	70	50	S	Fume Hood Cabinets (South to North)	0.00
2048	C-1	8/23/2024	11:13	70	50	S	Cupboards (West to East)	0.00
2048	C-2	8/23/2024	11:14	70	50	S	Cupboards (West to East)	0.00
2048	C-3	8/23/2024	11:16	70	50	S	Cupboards (West to East)	0.00
2048	C-4	8/23/2024	11:16	70	50	S	Cupboards (West to East)	0.00
2048	C-5	8/23/2024	11:17	70	50	S	Cupboards (West to East)	0.00
2048	SWTD-1	8/23/2024	11:17	70	50	S	South Wall Table Drawers (West to East)	0.00
2048	SWTD-2	8/23/2024	11:18	70	50	S	South Wall Table Drawers (West to East)	0.00
2048	SWTD-3	8/23/2024	11:18	70	50	S	South Wall Table Drawers (West to East)	0.00
2048	SWTD-4	8/23/2024	11:19	70	50	S	South Wall Table Drawers (West to East)	0.00
2048	SWTD-5	8/23/2024	11:19	70	50	S	South Wall Table Drawers (West to East)	0.00
2048	UCLT-1	8/23/2024	11:21	70	50	S	Under Center Lab Table (Clockwise)	0.00
2048	UCLT-2	8/23/2024	11:23	70	50	S	Under Center Lab Table (Clockwise)	0.00
2048	UCLT-3	8/23/2024	11:25	70	50	S	Under Center Lab Table (Clockwise)	0.00
2048	UCLT-4	8/23/2024	11:27	70	50	S	Under Center Lab Table (Clockwise)	0.00
2048	UCLT-5	8/23/2024	11:29	70	50	S	Under Center Lab Table (Clockwise)	0.00
2048	UCLT-6	8/23/2024	11:31	70	50	S	Under Center Lab Table (Clockwise)	0.00
2048	UCLT-7	8/23/2024	11:33	70	50	S	Under Center Lab Table (Clockwise)	0.00
2048	UCLT-8	8/23/2024	11:35	70	50	S	Under Center Lab Table (North Side, East End) Consistent elevated readings ranging between 8.30 and 11.88.	11.88
2048	UNLT-1	8/23/2024	11:37	70	50	S	Under North Lab Table (East to West)	0.00
2048	UNLT-2	8/23/2024	11:38	70	50	S	Under North Lab Table (East to West)	0.00
2048	UWSFH-1	8/23/2024	11:40	70	50	S	Under West Sinks and Fume Hood (North to South)	0.00
2048	UWSFH-2	8/23/2024	11:42	70	50	S	Under West Sinks and Fume Hood (North to South)	0.00
2048	UWSFH-3	8/23/2024	11:44	70	50	S	Under West Sinks and Fume Hood (North to South)	0.00
2048	UES-1	8/23/2024	11:46	70	50	S	Under East Sink	0.00
2048	MSLTD-1	8/23/2024	11:47	70	50	S	Middle Small Lab Table Drawers (West to East)	0.00
2048	MSLTD-2	8/23/2024	11:47	70	50	S	Middle Small Lab Table Drawers (West to East)	0.00
2048	MSLTD-3	8/23/2024	11:47	70	50	S	Middle Small Lab Table Drawers (West to East)	0.00
2048	UC-1	8/23/2024	11:48	70	50	S	Under Cabinets (Clockwise)	0.00
2048	UC-2	8/23/2024	11:48	70	50	S	Under Cabinets (Clockwise)	0.00
2048	UC-3	8/23/2024	11:49	70	50	S	Under Cabinets (Clockwise)	0.00
2048	UC-4	8/23/2024	11:50	70	50	S	Under Cabinets (Clockwise)	0.00
2044	A-1	8/23/2024	11:54	72	49	A	Ambient Room Readings (Clockwise)	0.00
2044	A-2	8/23/2024	11:54	72	49	A	Ambient Room Readings (Clockwise)	0.00
2044	A-3	8/23/2024	11:54	72	49	A	Ambient Room Readings (Clockwise)	0.00
2044	A-4	8/23/2024	11:55	72	49	A	Ambient Room Readings (Clockwise)	0.00
2044	A-5	8/23/2024	11:55	72	49	A	Ambient Room Readings (Clockwise)	0.00
2044	A-6	8/23/2024	11:55	72	49	A	Ambient Room Readings (Clockwise)	0.00
2044	A-7	8/23/2024	11:56	72	49	A	Ambient Room Readings (Clockwise)	0.00
2044	A-8	8/23/2024	11:56	72	49	A	Ambient Room Readings (Clockwise)	0.00
2044	A-9	8/23/2024	11:56	72	49	A	Ambient Room Readings (Clockwise)	0.00
2044	A-10	8/23/2024	11:57	72	49	A	Ambient Room Readings (Clockwise)	0.00
2044	A-11	8/23/2024	11:57	72	49	A	Ambient Room Readings (Clockwise)	0.00
2044	A-12	8/23/2024	11:57	72	49	A	Ambient Room Readings (Clockwise)	0.00
2044	2044-01	8/23/2024	11:58	72	49	S	Lab Table Drawers and Cabinets (As Numbered)	0.00
2044	2044-02	8/23/2024	11:58	72	49	S	Lab Table Drawers and Cabinets (As Numbered)	0.00
2044	2044-03	8/23/2024	11:58	72	49	S	Lab Table Drawers and Cabinets (As Numbered)	0.00
2044	2044-04	8/23/2024	11:59	72	49	S	Lab Table Drawers and Cabinets (As Numbered)	0.00
2044	2044-05	8/23/2024	11:59	72	49	S	Lab Table Drawers and Cabinets (As Numbered)	0.00
2044	2044-06	8/23/2024	11:59	72	49	S	Lab Table Drawers and Cabinets (As Numbered)	0.00
2044	2044-07	8/23/2024	12:00	72	49	S	Lab Table Drawers and Cabinets (As Numbered)	0.00
2044	2044-08	8/23/2024	12:00	72	49	S	Lab Table Drawers and Cabinets (As Numbered)	0.00
2044	2044-09	8/23/2024	12:00	72	49	S	Lab Table Drawers and Cabinets (As Numbered)	0.00
2044	2044-10	8/23/2024	12:01	72	49	S	Lab Table Drawers and Cabinets (As Numbered)	0.00
2044	2044-11	8/23/2024	12:01	72	49	S	Lab Table Drawers and Cabinets (As Numbered)	0.00
2044	2044-12	8/23/2024	12:01	72	49	S	Lab Table Drawers and Cabinets (As Numbered)	0.00
2044	2044-13	8/23/2024	12:02	72	49	S	Lab Table Drawers and Cabinets (As Numbered)	0.00
2044	2044-14	8/23/2024	12:02	72	49	S	Lab Table Drawers and Cabinets (As Numbered)	0.00
2044	2044-15	8/23/2024	12:02	72	49	S	Lab Table Drawers and Cabinets (As Numbered)	0.00
2044	2044-16	8/23/2024	12:03	72	49	S	Lab Table Drawers and Cabinets (As Numbered)	0.00
2044	2044-17	8/23/2024	12:03	72	49	S	Lab Table Drawers and Cabinets (As Numbered)	0.00
2044	2044-18	8/23/2024	12:03	72	49	S	Lab Table Drawers and Cabinets (As Numbered)	0.00
2044	2044-19	8/23/2024	12:04	72	49	S	Lab Table Drawers and Cabinets (As Numbered)	0.00
2044	2044-20	8/23/2024	12:04	72	49	S	Lab Table Drawers and Cabinets (As Numbered)	0.00
2044	2044-21	8/23/2024	12:04	72	49	S	Lab Table Drawers and Cabinets (As Numbered)	0.00
2044	2044-22	8/23/2024	12:05	72	49	S	Lab Table Drawers and Cabinets (As Numbered)	0.00
2044	2044-23	8/23/2024	12:05	72	49	S	Lab Table Drawers and Cabinets (As Numbered)	0.00
2044	2044-24	8/23/2024	12:05	72	49	S	Lab Table Drawers and Cabinets (As Numbered)	0.00
2044	2044-25	8/23/2024	12:06	72	49	S	Lab Table Drawers and Cabinets (As Numbered)	0.00
2044	2044-26	8/23/2024	12:06	72	49	S	Lab Table Drawers and Cabinets (As Numbered)	0.00
2044	2044-27	8/23/2024	12:06	72	49	S	Lab Table Drawers and Cabinets (As Numbered)	0.00
2044	2044-28	8/23/2024	12:07	72	49	S	Lab Table Drawers and Cabinets (As Numbered)	0.00
2044	2044-29	8/23/2024	12:07	72	49	S	Lab Table Drawers and Cabinets (As Numbered)	0.00
2044	2044-30	8/23/2024	12:07	72	49	S	Lab Table Drawers and Cabinets (As Numbered)	0.00

Room #	Location ID	Date	Time	Temp (°F)	Relative Humidity (%)	Sample Type	Notes	Results (µg/m³)
2044	2044-31	8/23/2024	12:08	72	49	S	Lab Table Drawers and Cabinets (As Numbered)	0.00
2044	2044-32	8/23/2024	12:08	72	49	S	Lab Table Drawers and Cabinets (As Numbered)	0.00
2044	2044-33	8/23/2024	12:08	72	49	S	Lab Table Drawers and Cabinets (As Numbered)	0.00
2044	2044-34	8/23/2024	12:09	72	49	S	Lab Table Drawers and Cabinets (As Numbered)	0.00
2044	2044-35	8/23/2024	12:09	72	49	S	Lab Table Drawers and Cabinets (As Numbered)	0.00
2044	2044-36	8/23/2024	12:09	72	49	S	Lab Table Drawers and Cabinets (As Numbered)	0.00
2044	WSC-1	8/23/2024	12:10	72	49	S	West Sink Cabinet (South to North)	0.00
2044	WSC-2	8/23/2024	12:10	72	49	S	West Sink Cabinet (South to North)	0.00
2044	ESC-1	8/23/2024	12:10	72	49	S	East Sink Cabinet	0.00
2044	WFHC-1	8/23/2024	12:11	72	49	S	West Fume Hood Cabinets (South to North)	0.00
2044	WFHC-2	8/23/2024	12:11	72	49	S	West Fume Hood Cabinets (South to North)	0.00
2044	C-1	8/23/2024	12:12	70	49	S	Cupboards (Clockwise)	0.00
2044	C-2	8/23/2024	12:12	70	49	S	Cupboards (Clockwise)	0.00
2044	C-3	8/23/2024	12:12	70	49	S	Cupboards (Clockwise)	0.00
2044	C-4	8/23/2024	12:13	70	49	S	Cupboards (Clockwise)	0.00
2044	C-5	8/23/2024	12:13	70	49	S	Cupboards (Clockwise)	0.00
2044	C-6	8/23/2024	12:13	70	49	S	Cupboards (Clockwise)	0.00
2044	HD-1	8/23/2024	12:14	70	49	S	Hooded Desk	0.00
2044	HD-2	8/23/2024	12:14	70	49	S	Hooded Desk	0.00
2044	HD-3	8/23/2024	12:14	70	49	S	Hooded Desk	0.00
2044	UMLT-1	8/23/2024	12:15	70	49	S	Under Middle Lab Table (Clockwise)	0.00
2044	UMLT-2	8/23/2024	12:16	70	49	S	Under Middle Lab Table (Clockwise)	0.00
2044	UMLT-3	8/23/2024	12:17	70	49	S	Under Middle Lab Table (Clockwise)	0.00
2044	UMLT-4	8/23/2024	12:18	70	49	S	Under Middle Lab Table (South Side, West End) Consistent elevated readings ranging between 0.79 and 1.21.	1.21
2044	UMLT-5	8/23/2024	12:19	70	49	S	Under Middle Lab Table (Clockwise)	0.00
2044	UMLT-6	8/23/2024	12:19	70	49	S	Under Middle Lab Table (Clockwise)	0.00
2044	UMLT-7	8/23/2024	12:19	70	49	S	Under Middle Lab Table (Clockwise)	0.00
2044	UMLT-8	8/23/2024	12:20	70	49	S	Under Middle Lab Table (North Side, East End) Consistent elevated readings ranging between 1.68 and 15.45.	15.45
2044	USLT-1	8/23/2024	12:22	72	47	S	Under South Lab Table (East to West) Consistent elevated readings ranging between 1.21 and 1.87.	1.87
2044	USLT-2	8/23/2024	12:24	72	47	S	Under South Lab Table (East to West)	0.00
2044	USLT-3	8/23/2024	12:24	72	47	S	Under South Lab Table (East to West) Consistent elevated readings ranging between 15.97 and 56.47.	56.47
2044	USLT-4	8/23/2024	12:26	72	47	S	Under South Lab Table (East to West) Consistent elevated readings ranging between 10.55 and 15.61.	15.61
2044	UWSFH-1	8/23/2024	12:28	72	47	S	Under West Sinks Consistent elevated readings ranging between 2.65 and 3.11.	3.11
2044	UWSFH-2	8/23/2024	12:30	72	47	S	Under West Fume Hood	0.00
2044	UESFH-1	8/23/2024	12:30	72	47	S	Under East Sink Consistent elevated readings ranging between 0.68 and 1.22.	1.22
2044	UFC-1	8/23/2024	12:32	72	47	S	Under Filing Cabinets (South to North)	0.00
2044	UFC-2	8/23/2024	12:33	72	47	S	Under Filing Cabinets (South to North)	0.00
1015	1015-1	8/23/2024	12:40	66	51	A	Ambient Room Readings (Clockwise)	0.00
1015	1015-2	8/23/2024	12:40	66	51	S	Lab Table Drawers and Cabinets (As Numbered)	0.00
1015	1015-3	8/23/2024	12:41	66	51	S	Lab Table Drawers and Cabinets (As Numbered)	0.00
1015	1015-4	8/23/2024	12:41	66	51	S	Lab Table Drawers and Cabinets (As Numbered)	0.00
1015	1015-5	8/23/2024	12:42	66	51	S	Lab Table Drawers and Cabinets (As Numbered)	0.00
1015	1015-6	8/23/2024	12:42	66	51	S	Lab Table Drawers and Cabinets (As Numbered)	0.00
1015	ULT-1	8/23/2024	12:44	66	51	S	Under Lab Table (Clockwise)	0.00
1016	A-1	8/23/2024	12:45	66	51	A	Ambient Room Readings (Clockwise)	0.00
1016	A-2	8/23/2024	12:45	66	51	A	Ambient Room Readings (Clockwise)	0.00
1016	A-3	8/23/2024	12:46	66	51	A	Ambient Room Readings (Clockwise)	0.00
1016	A-4	8/23/2024	12:46	66	51	A	Ambient Room Readings (Clockwise)	0.00
1016	A-5	8/23/2024	12:47	66	51	A	Ambient Room Readings (Clockwise)	0.00
1016	1016-01	8/23/2024	12:48	66	51	S	East Lab Table Drawers and Cabinets (As Numbered)	0.00
1016	1016-02	8/23/2024	12:48	66	51	S	East Lab Table Drawers and Cabinets (As Numbered)	0.00
1016	1016-03	8/23/2024	12:49	66	51	S	East Lab Table Drawers and Cabinets (As Numbered)	0.00
1016	1016-04	8/23/2024	12:49	66	51	S	East Lab Table Drawers and Cabinets (As Numbered)	0.00
1016	1016-05	8/23/2024	12:50	66	51	S	East Lab Table Drawers and Cabinets (As Numbered)	0.00
1016	1016-06	8/23/2024	12:50	66	51	S	East Lab Table Drawers and Cabinets (As Numbered)	0.00
1016	1016-07	8/23/2024	12:51	66	51	S	East Lab Table Drawers and Cabinets (As Numbered)	0.00
1016	1016-08	8/23/2024	12:51	66	51	S	East Lab Table Drawers and Cabinets (As Numbered)	0.00
1016	1016-09	8/23/2024	12:52	66	51	S	East Lab Table Drawers and Cabinets (As Numbered)	0.00
1016	1016-10	8/23/2024	12:52	66	51	S	East Lab Table Drawers and Cabinets (As Numbered)	0.00
1016	1016-11	8/23/2024	12:53	66	51	S	East Lab Table Drawers and Cabinets (As Numbered)	0.00
1016	1016-12	8/23/2024	12:53	66	51	S	East Lab Table Drawers and Cabinets (As Numbered)	0.00
1016	1016-13	8/23/2024	12:54	66	51	S	East Lab Table Drawers and Cabinets (As Numbered)	0.00
1016	1016-14	8/23/2024	12:54	66	51	S	East Lab Table Drawers and Cabinets (As Numbered)	0.00
1016	1016-15	8/23/2024	12:55	66	51	S	East Lab Table Drawers and Cabinets (As Numbered)	0.00
1016	1016-16	8/23/2024	12:55	66	51	S	East Lab Table Drawers and Cabinets (As Numbered)	0.00
1016	1016-17	8/23/2024	12:56	66	51	S	East Lab Table Drawers and Cabinets (As Numbered)	0.00
1016	1016-18	8/23/2024	12:56	66	51	S	East Lab Table Drawers and Cabinets (As Numbered)	0.00
1016	1016-19	8/23/2024	12:57	66	51	S	East Lab Table Drawers and Cabinets (As Numbered)	0.00
1016	1016-20	8/23/2024	12:57	66	51	S	East Lab Table Drawers and Cabinets (As Numbered)	0.00
1016	1016-21	8/23/2024	12:58	66	51	S	East Lab Table Drawers and Cabinets (As Numbered)	0.00
1016	1016-22	8/23/2024	12:58	66	51	S	East Lab Table Drawers and Cabinets (As Numbered)	0.00
1016	1016-23	8/23/2024	12:59	66	51	S	East Lab Table Drawers and Cabinets (As Numbered)	0.00
1016	1016-24	8/23/2024	12:59	66	51	S	East Lab Table Drawers and Cabinets (As Numbered)	0.00
1016	1016-25	8/23/2024	13:00	66	51	S	East Lab Table Drawers and Cabinets (As Numbered)	0.00
1016	C-1	8/23/2024	13:00	66	52	S	Cupboards (Clockwise)	0.00

Building: Natural Science Building, Phase I							Survey Conducted By: Matt Holquist, Rachele Anthony, Robert Swick	
Location: SUNY Purchase							Project Name/Location: Renovate Natural Science Building Phase I/SUNY Purchase	
Project Number: 20186							Instrument: Jerome J405 Serial #: 40500555	
Zero Test: Start Jerome where no Mercury Vapor is present and reading should be Zero micrograms/cubic meter ($\mu\text{g}/\text{m}^3$)								
Sample Type: A=Ambient, conducted approximately 1 meter from the floor. S=Specific Location, conducted approximately 0.1 meter from the surface.								
Detection Limit (DL) for this unit is 0.01 micrograms/cubic meter ($\mu\text{g}/\text{m}^3$)								
Any reading less than 0.01 micrograms/cubic meter ($\mu\text{g}/\text{m}^3$) including 0 micrograms/cubic meter ($\mu\text{g}/\text{m}^3$) is considered <DL $\mu\text{g}/\text{m}^3$								
Room #	Location ID	Date	Time	Temp (°F)	Relative Humidity (%)	Sample Type	Notes	Results ($\mu\text{g}/\text{m}^3$)
1016	C-2	8/23/2024	13:01	66	52	S	Cupboards (Clockwise)	0.00
1016	C-3	8/23/2024	13:01	66	52	S	Cupboards (Clockwise)	0.00
1016	C-4	8/23/2024	13:01	66	52	S	Cupboards (Clockwise)	0.00
1016	C-5	8/23/2024	13:02	66	52	S	Cupboards (Clockwise)	0.00
1016	C-6	8/23/2024	13:02	66	52	S	Cupboards (Clockwise)	0.00
1016	C-7	8/23/2024	13:02	66	52	S	Cupboards (Clockwise)	0.00
1016	C-8	8/23/2024	13:03	66	52	S	Cupboards (Clockwise)	0.00
1016	C-9	8/23/2024	13:03	66	52	S	Cupboards (Clockwise)	0.00
1016	UFLT-1	8/23/2024	13:05	66	53	S	Under East Lab Table (South to North)	0.00
1016	UFLT-2	8/23/2024	13:07	66	53	S	Under East Lab Table (South to North)	0.00
1016	UFLT-3	8/23/2024	13:09	66	53	S	Under East Lab Table (South to North)	0.00
1016	UWS-1	8/23/2024	13:11	66	53	S	Under West Shelf (North to South)	0.00
1016	UWS-2	8/23/2024	13:15	66	53	S	Under West Shelf (North to South)	0.00
0031	A-1	8/26/2024	13:30	70	71	A	Ambient Room Readings (Clockwise)	0.00
0031	A-2	8/26/2024	13:30	70	71	A	Ambient Room Readings (Clockwise)	0.00
0031	A-3	8/26/2024	13:31	70	71	A	Ambient Room Readings (Clockwise)	0.00
0031	A-4	8/26/2024	13:31	70	71	A	Ambient Room Readings (Clockwise)	0.00
0031	A-5	8/26/2024	13:32	70	71	A	Ambient Room Readings (Clockwise)	0.00
0031	A-6	8/26/2024	13:32	70	71	A	Ambient Room Readings (Clockwise)	0.00
0031	A-7	8/26/2024	13:33	70	71	A	Ambient Room Readings (Clockwise)	0.00
0031	NLTUS-1	8/26/2024	13:35	70	72	S	North Lab Table Under Sink	0.00
0031	0031-1	8/26/2024	13:35	70	72	S	North Lab Table Drawers and Cabinets (As Numbered) Note that 4 sets of drawers/cabinets were removed, which leaves gaps in numbering.	0.00
0031	0031-2	8/26/2024	13:36	70	72	S	North Lab Table Drawers and Cabinets (As Numbered)	0.00
0031	0031-5	8/26/2024	13:37	70	72	S	North Lab Table Drawers and Cabinets (As Numbered)	0.00
0031	0031-6	8/26/2024	13:37	70	72	S	North Lab Table Drawers and Cabinets (As Numbered)	0.00
0031	0031-9	8/26/2024	13:38	70	72	S	North Lab Table Drawers and Cabinets (As Numbered)	0.00
0031	0031-10	8/26/2024	13:38	70	72	S	North Lab Table Drawers and Cabinets (As Numbered)	0.00
0031	0031-11	8/26/2024	13:39	70	72	S	North Lab Table Drawers and Cabinets (As Numbered)	0.00
0031	0031-12	8/26/2024	13:39	70	72	S	North Lab Table Drawers and Cabinets (As Numbered)	0.00
0031	0031-13	8/26/2024	13:40	70	72	S	North Lab Table Drawers and Cabinets (As Numbered)	0.00
0031	0031-14	8/26/2024	13:40	70	72	S	North Lab Table Drawers and Cabinets (As Numbered)	0.00
0031	0031-15	8/26/2024	13:41	70	72	S	North Lab Table Drawers and Cabinets (As Numbered)	0.00
0031	0031-16	8/26/2024	13:41	70	72	S	North Lab Table Drawers and Cabinets (As Numbered)	0.00
0031	0031-17	8/26/2024	13:42	70	73	S	South Lab Table Drawers and Cabinets (As Numbered)	0.00
0031	0031-18	8/26/2024	13:42	70	73	S	South Lab Table Drawers and Cabinets (As Numbered)	0.00
0031	0031-19	8/26/2024	13:43	70	73	S	South Lab Table Drawers and Cabinets (As Numbered)	0.00
0031	0031-20	8/26/2024	13:44	70	73	S	South Lab Table Drawers and Cabinets (As Numbered)	0.00
0031	0031-23	8/26/2024	13:45	70	73	S	South Lab Table Drawers and Cabinets (As Numbered)	0.00
0031	0031-24	8/26/2024	13:45	70	73	S	South Lab Table Drawers and Cabinets (As Numbered)	0.00
0031	0031-27	8/26/2024	13:46	70	73	S	South Lab Table Drawers and Cabinets (As Numbered)	0.00
0031	0031-28	8/26/2024	13:46	70	73	S	South Lab Table Drawers and Cabinets (As Numbered)	0.00
0031	SLTUS-1	8/26/2024	13:47	70	73	S	South Lab Table Under Sink	0.00
0031	C-1	8/26/2024	13:48	70	73	S	Cupboards (Clockwise)	0.00
0031	C-2	8/26/2024	13:49	70	73	S	Cupboards (Clockwise)	0.00
0031	C-3	8/26/2024	13:50	70	73	S	Cupboards (Clockwise)	0.00
0031	C-4	8/26/2024	13:51	70	73	S	Cupboards (Clockwise)	0.00
0031	C-5	8/26/2024	13:52	70	73	S	Cupboards (Clockwise)	0.00
0031	C-6	8/26/2024	13:53	70	73	S	Cupboards (Clockwise)	0.00
0031	C-7	8/26/2024	13:54	70	73	S	Cupboards (Clockwise)	0.00
0031	UNLT-1	8/26/2024	13:55	70	74	S	Under North Lab Table (West to East)	0.00
0031	UNLT-2	8/26/2024	13:56	70	74	S	Under North Lab Table (West to East)	0.00
0031	UNLT-3	8/26/2024	13:57	70	74	S	Under North Lab Table (West to East)	0.00
0031	USLT-1	8/26/2024	13:58	70	74	S	Under South Lab Table (West to East)	0.00
0031	USLT-2	8/26/2024	13:59	70	74	S	Under South Lab Table (West to East)	0.00
0031	USLT-3	8/26/2024	14:00	70	74	S	Under South Lab Table (West to East)	0.00
0031	UFH-1	8/26/2024	14:01	70	74	S	Under Fume Hood	0.00
0033	A-1	8/26/2024	14:28	72	75	A	Ambient Room Readings (Clockwise)	0.00
0033	A-2	8/26/2024	14:28	72	75	A	Ambient Room Readings (Clockwise)	0.00
0033	A-3	8/26/2024	14:29	72	75	A	Ambient Room Readings (Clockwise)	0.00
0033	A-4	8/26/2024	14:29	72	75	A	Ambient Room Readings (Clockwise)	0.00
0033	A-5	8/26/2024	14:30	72	75	A	Ambient Room Readings (Clockwise)	0.00
0033	LT-1	8/26/2024	14:31	72	75	S	Lab Table Drawers and Cabinets (Clockwise)	0.00
0033	LT-2	8/26/2024	14:31	72	75	S	Lab Table Drawers and Cabinets (Clockwise)	0.00
0033	LT-3	8/26/2024	14:32	72	75	S	Lab Table Drawers and Cabinets (Clockwise)	0.00
0033	LT-4	8/26/2024	14:32	72	75	S	Lab Table Drawers and Cabinets (Clockwise)	0.00
0033	LT-5	8/26/2024	14:33	72	75	S	Lab Table Drawers and Cabinets (Clockwise)	0.00
0033	LT-6	8/26/2024	14:33	72	75	S	Lab Table Drawers and Cabinets (Clockwise)	0.00
0033	LT-7	8/26/2024	14:34	72	75	S	Lab Table Drawers and Cabinets (Clockwise)	0.00
0033	LT-8	8/26/2024	14:34	72	75	S	Lab Table Drawers and Cabinets (Clockwise)	0.00
0033	LT-9	8/26/2024	14:35	72	75	S	Lab Table Drawers and Cabinets (Clockwise)	0.00
0033	LT-10	8/26/2024	14:35	72	75	S	Lab Table Drawers and Cabinets (Clockwise)	0.00
0033	LT-11	8/26/2024	14:36	72	75	S	Lab Table Drawers and Cabinets (Clockwise)	0.00
0033	LT-12	8/26/2024	14:36	72	75	S	Lab Table Drawers and Cabinets (Clockwise)	0.00
0033	LT-13	8/26/2024	14:37	72	75	S	Lab Table Drawers and Cabinets (Clockwise)	0.00
0033	LT-14	8/26/2024	14:37	72	75	S	Lab Table Drawers and Cabinets (Clockwise)	0.00
0033	LT-15	8/26/2024	14:38	72	75	S	Lab Table Drawers and Cabinets (Clockwise)	0.00
0033	LT-16	8/26/2024	14:38	72	75	S	Lab Table Drawers and Cabinets (Clockwise)	0.00
0033	LT-17	8/26/2024	14:39	72	75	S	Lab Table Drawers and Cabinets (Clockwise)	0.00
0033	LT-18	8/26/2024	14:39	72	75	S	Lab Table Drawers and Cabinets (Clockwise)	0.00
0033	LT-19	8/26/2024	14:40	72	75	S	Lab Table Drawers and Cabinets (Clockwise)	0.00

Building: Natural Science Building, Phase I							Survey Conducted By: Matt Holquist, Rachele Anthony, Robert Swick	
Location: SUNY Purchase							Project Name/Location: Renovate Natural Science Building Phase I/SUNY Purchase	
Project Number: 20186							Instrument: Jerome J405 Serial #: 40500555	
Zero Test: Start Jerome where no Mercury Vapor is present and reading should be Zero micrograms/cubic meter ($\mu\text{g}/\text{m}^3$)								
Sample Type: A=Ambient, conducted approximately 1 meter from the floor. S=Specific Location, conducted approximately 0.1 meter from the surface.								
Detection Limit (DL) for this unit is 0.01 micrograms/cubic meter ($\mu\text{g}/\text{m}^3$)								
Any reading less than 0.01 micrograms/cubic meter ($\mu\text{g}/\text{m}^3$) including 0 micrograms/cubic meter ($\mu\text{g}/\text{m}^3$) is considered <DL $\mu\text{g}/\text{m}^3$								
Room #	Location ID	Date	Time	Temp (°F)	Relative Humidity (%)	Sample Type	Notes	Results ($\mu\text{g}/\text{m}^3$)
0033	LT-20	8/26/2024	14:40	72	75	S	Lab Table Drawers and Cabinets (Clockwise)	0.00
0033	LT-21	8/26/2024	14:40	72	75	S	Lab Table Drawers and Cabinets (Clockwise)	0.00
0033	LT-22	8/26/2024	14:41	72	75	S	Lab Table Drawers and Cabinets (Clockwise)	0.00
0033	LT-23	8/26/2024	14:41	72	75	S	Lab Table Drawers and Cabinets (Clockwise)	0.00
0033	LT-24	8/26/2024	14:42	72	75	S	Lab Table Drawers and Cabinets (Clockwise)	0.00
0033	LT-25	8/26/2024	14:42	72	75	S	Lab Table Drawers and Cabinets (Clockwise)	0.00
0033	LT-26	8/26/2024	14:43	72	75	S	Lab Table Drawers and Cabinets (Clockwise)	0.00
0033	LT-27	8/26/2024	14:43	72	75	S	Lab Table Drawers and Cabinets (Clockwise)	0.00
0033	LT-28	8/26/2024	14:44	72	75	S	Lab Table Drawers and Cabinets (Clockwise)	0.00
0033	LT-29	8/26/2024	14:44	72	75	S	Lab Table Drawers and Cabinets (Clockwise)	0.00
0033	LT-30	8/26/2024	14:44	72	75	S	Lab Table Drawers and Cabinets (Clockwise)	0.00
0033	LT-31	8/26/2024	14:45	72	75	S	Lab Table Drawers and Cabinets (Clockwise)	0.00
0033	LT-32	8/26/2024	14:45	72	75	S	Lab Table Drawers and Cabinets (Clockwise)	0.00
0033	LT-33	8/26/2024	14:45	72	75	S	Lab Table Drawers and Cabinets (Clockwise)	0.00
0033	LT-34	8/26/2024	14:46	72	75	S	Lab Table Drawers and Cabinets (Clockwise)	0.00
0033	LT-35	8/26/2024	14:46	72	75	S	Lab Table Drawers and Cabinets (Clockwise)	0.00
0033	LT-36	8/26/2024	14:46	72	75	S	Lab Table Drawers and Cabinets (Clockwise)	0.00
0033	LT-37	8/26/2024	14:47	72	75	S	Lab Table Drawers and Cabinets (Clockwise)	0.00
0033	LT-38	8/26/2024	14:47	72	75	S	Lab Table Drawers and Cabinets (Clockwise)	0.00
0033	LT-39	8/26/2024	14:47	72	75	S	Lab Table Drawers and Cabinets (Clockwise)	0.00
0033	LT-40	8/26/2024	14:48	72	75	S	Lab Table Drawers and Cabinets (Clockwise)	0.00
0033	FHD-1	8/26/2024	14:48	72	74	S	Fume Hood Drawers (Clockwise)	0.00
0033	FHD-2	8/26/2024	14:49	72	74	S	Fume Hood Drawers (Clockwise)	0.00
0033	FHD-3	8/26/2024	14:49	72	74	S	Fume Hood Drawers (Clockwise)	0.00
0033	C-1	8/26/2024	14:50	72	74	S	Cupboards (North Wall)	0.00
0033	C-2	8/26/2024	14:50	72	74	S	Cupboards (North Wall)	0.00
0033	C-3	8/26/2024	14:51	72	74	S	Cupboards (North Wall)	0.00
0033	C-4	8/26/2024	14:51	72	74	S	Cupboards (North Wall)	0.00
0033	C-5	8/26/2024	14:52	72	74	S	Cupboards (North Wall)	0.00
0033	UNLT-1	8/26/2024	14:53	72	74	S	Under North Lab Table (West to East)	0.00
0033	UNLT-2	8/26/2024	14:54	72	74	S	Under North Lab Table (West to East)	0.00
0033	UNLT-3	8/26/2024	14:55	72	74	S	Under North Lab Table (West to East)	0.00
0033	UNLT-4	8/26/2024	14:55	72	74	S	Under North Lab Table (West to East)	0.00
0033	USLT-1	8/26/2024	14:56	72	74	S	Under South Lab Table (West to East)	0.00
0033	USLT-2	8/26/2024	14:57	72	74	S	Under South Lab Table (West to East)	0.00
0033	USLT-3	8/26/2024	14:58	72	74	S	Under South Lab Table (West to East)	0.00
0033	USLT-4	8/26/2024	14:58	72	74	S	Under South Lab Table (West to East)	0.00
0037	A-1	8/26/2024	15:21	72	72	A	Ambient Room Readings (Clockwise)	0.00
0037	A-2	8/26/2024	15:21	72	72	A	Ambient Room Readings (Clockwise)	0.00
0037	A-3	8/26/2024	15:22	72	72	A	Ambient Room Readings (Clockwise)	0.00
0037	A-4	8/26/2024	15:22	72	72	A	Ambient Room Readings (Clockwise)	0.00
0037	A-5	8/26/2024	15:23	72	72	A	Ambient Room Readings (Clockwise)	0.00
0037	A-6	8/26/2024	15:23	72	72	A	Ambient Room Readings (Clockwise)	0.00
0037	A-7	8/26/2024	15:24	72	72	A	Ambient Room Readings (Clockwise)	0.00
0037	A-8	8/26/2024	15:24	72	72	A	Ambient Room Readings (Clockwise)	0.00
0037	A-9	8/26/2024	15:25	72	72	A	Ambient Room Readings (Clockwise)	0.00
0037	A-10	8/26/2024	15:25	72	72	A	Ambient Room Readings (Clockwise)	0.00
0037	A-11	8/26/2024	15:26	72	72	A	Ambient Room Readings (Clockwise)	0.00
0037	A-12	8/26/2024	15:26	72	72	A	Ambient Room Readings (Clockwise)	0.00
0037	LT-1	8/26/2024	15:27	72	72	S	Lab Table Drawers and Cabinets (West Wall from South to North)	0.00
0037	LT-2	8/26/2024	15:27	72	72	S	Lab Table Drawers and Cabinets (West Wall from South to North)	0.00
0037	LT-3	8/26/2024	15:28	72	72	S	Lab Table Drawers and Cabinets (West Wall from South to North)	0.00
0037	LT-4	8/26/2024	15:28	72	72	S	Lab Table Drawers and Cabinets (West Wall from South to North)	0.00
0037	LT-5	8/26/2024	15:29	72	72	S	Lab Table Drawers and Cabinets (West Wall from South to North)	0.00
0037	LT-6	8/26/2024	15:29	72	72	S	Lab Table Drawers and Cabinets (West Wall from South to North)	0.00
0037	LT-7	8/26/2024	15:30	72	72	S	Lab Table Drawers and Cabinets (West Wall from South to North)	0.00
0037	LT-8	8/26/2024	15:30	72	72	S	Lab Table Drawers and Cabinets (West Wall from South to North)	0.00
0037	LT-9	8/26/2024	15:31	72	72	S	Lab Table Drawers and Cabinets (West Wall from South to North)	0.00
0037	LT-10	8/26/2024	15:31	72	72	S	Lab Table Drawers and Cabinets (West Wall from South to North)	0.00
0037	LT-11	8/26/2024	15:32	72	72	S	Lab Table Drawers and Cabinets (West Wall from South to North)	0.00
0037	LT-12	8/26/2024	15:32	72	72	S	Lab Table Drawers and Cabinets (West Wall from South to North)	0.00
0037	LT-13	8/26/2024	15:33	72	72	S	Lab Table Drawers and Cabinets (West Wall from South to North)	0.00
0037	LT-14	8/26/2024	15:33	72	72	S	Lab Table Drawers and Cabinets (West Wall from South to North)	0.00
0037	LT-15	8/26/2024	15:34	72	72	S	Lab Table Drawers and Cabinets (West Wall from South to North)	0.00
0037	LT-16	8/26/2024	15:34	72	72	S	Lab Table Drawers and Cabinets (West Wall from South to North)	0.00
0037	LT-17	8/26/2024	15:35	72	72	S	Lab Table Drawers and Cabinets (West Wall from South to North)	0.00
0037	LT-18	8/26/2024	15:35	72	72	S	Lab Table Drawers and Cabinets (West Wall from South to North)	0.00
0037	LT-19	8/26/2024	15:36	72	72	S	Lab Table Drawers and Cabinets (West Wall from South to North)	0.00
0037	LT-20	8/26/2024	15:36	72	72	S	Lab Table Drawers and Cabinets (West Wall from South to North)	0.00
0037	LT-21	8/26/2024	15:37	72	72	S	Lab Table Drawers and Cabinets (West Wall from South to North)	0.00
0037	LT-22	8/26/2024	15:37	72	72	S	Lab Table Drawers and Cabinets (West Wall from South to North)	0.00
0037	LT-23	8/26/2024	15:38	72	72	S	Lab Table Drawers and Cabinets (West Wall from South to North)	0.00
0037	LT-24	8/26/2024	15:38	72	72	S	Lab Table Drawers and Cabinets (West Wall from South to North)	0.00
0037	LT-25	8/26/2024	15:39	72	72	S	Lab Table Drawers and Cabinets (West Wall from South to North)	0.00
0037	LT-26	8/26/2024	15:39	72	72	S	Lab Table Drawers and Cabinets (West Wall from South to North)	0.00
0037	LT-27	8/26/2024	15:40	72	72	S	Lab Table Drawers and Cabinets (West Wall from South to North)	0.00
0037	LT-28	8/26/2024	15:40	72	72	S	Lab Table Drawers and Cabinets (West Wall from South to North)	0.00
0037	LT-29	8/26/2024	15:41	72	72	S	Lab Table Drawers and Cabinets (West Wall from South to North)	0.00
0037	LT-30	8/26/2024	15:41	72	72	S	Lab Table Drawers and Cabinets (West Wall from South to North)	0.00
0037	LT-31	8/26/2024	15:42	72	72	S	Lab Table Drawers and Cabinets (West Wall from South to North)	0.00
0037	LT-32	8/26/2024	15:42	72	72	S	Lab Table Drawers and Cabinets (West Wall from South to North)	0.00

Building: Natural Science Building, Phase I							Survey Conducted By: Matt Holquist, Rachele Anthony, Robert Swick	
Location: SUNY Purchase							Project Name/Location: Renovate Natural Science Building Phase I/SUNY Purchase	
Project Number: 20186							Instrument: Jerome J405 Serial #: 40500555	
Zero Test: Start Jerome where no Mercury Vapor is present and reading should be Zero micrograms/cubic meter ($\mu\text{g}/\text{m}^3$)								
Sample Type: A=Ambient, conducted approximately 1 meter from the floor. S=Specific Location, conducted approximately 0.1 meter from the surface.								
Detection Limit (DL) for this unit is 0.01 micrograms/cubic meter ($\mu\text{g}/\text{m}^3$)								
Any reading less than 0.01 micrograms/cubic meter ($\mu\text{g}/\text{m}^3$) including 0 micrograms/cubic meter ($\mu\text{g}/\text{m}^3$) is considered <DL $\mu\text{g}/\text{m}^3$								
Room #	Location ID	Date	Time	Temp (°F)	Relative Humidity (%)	Sample Type	Notes	Results ($\mu\text{g}/\text{m}^3$)
0037	LT-33	8/26/2024	15:43	72	72	S	Lab Table Drawers and Cabinets (West Wall from South to North)	0.00
0037	LT-34	8/26/2024	15:43	72	72	S	Lab Table Drawers and Cabinets (West Wall from South to North)	0.00
0037	LT-35	8/26/2024	15:44	72	72	S	Lab Table Drawers and Cabinets (West Wall from South to North)	0.00
0037	LT-36	8/26/2024	15:44	72	72	S	Lab Table Drawers and Cabinets (West Wall from South to North)	0.00
0037	LT-37	8/26/2024	15:44	72	72	S	Lab Table Drawers and Cabinets (West Wall from South to North)	0.00
0037	LT-38	8/26/2024	15:45	72	72	S	Lab Table Drawers and Cabinets (West Wall from South to North)	0.00
0037	LT-39	8/26/2024	15:45	72	72	S	Lab Table Drawers and Cabinets (West Wall from South to North)	0.00
0037	LT-40	8/26/2024	15:46	72	72	S	Lab Table Drawers and Cabinets (West Wall from South to North)	0.00
0037	LT-41	8/26/2024	15:46	72	72	S	Lab Table Drawers and Cabinets (West Wall from South to North)	0.00
0037	C-1	8/26/2024	15:50	72	72	S	Cupboards (West Wall)	0.00
0037	C-2	8/26/2024	15:51	72	72	S	Cupboards (West Wall)	0.00
0037	C-3	8/26/2024	15:51	72	72	S	Cupboards (West Wall)	0.00
0037	C-4	8/26/2024	15:52	72	72	S	Cupboards (West Wall)	0.00
0037	C-5	8/26/2024	15:52	72	72	S	Cupboards (West Wall)	0.00
0037	C-6	8/26/2024	15:53	72	72	S	Cupboards (West Wall)	0.00
0037	C-7	8/26/2024	15:53	72	72	S	Cupboards (West Wall)	0.00
0037	C-8	8/26/2024	15:54	72	72	S	Cupboards (West Wall)	0.00
0037	C-9	8/26/2024	15:54	72	72	S	Cupboard (East Wall)	0.00
0037	UWLT-1	8/26/2024	15:58	72	70	S	Under West Lab Table (South to North)	0.00
0037	UWLT-2	8/26/2024	15:59	72	70	S	Under West Lab Table (South to North)	0.00
0037	UWLT-3	8/26/2024	16:00	72	70	S	Under West Lab Table (South to North)	0.00
0037	UWLT-4	8/26/2024	16:01	72	70	S	Under West Lab Table (South to North)	0.00
0037	UWLT-5	8/26/2024	16:02	72	70	S	Under West Lab Table (South to North)	0.00
0037	BTC-1	8/26/2024	16:03	72	70	S	Between Tall Cabinets in Northeast Corner	0.00
0037	BC-1	8/26/2024	16:04	72	70	S	Between Cabinets on East Wall	0.00
0037	UTC-1	8/26/2024	16:04	72	70	S	Under Tall Cabinet in Southeast Corner	0.00
0037	UTC-2	8/26/2024	16:05	72	70	S	Under Tall Cabinet on South Wall	0.00
0034	A-1	8/26/2024	16:35	72	68	A	Ambient Room Readings (Clockwise)	0.00
0034	A-2	8/26/2024	16:36	72	68	A	Ambient Room Readings (Clockwise)	0.00
0034	A-3	8/26/2024	16:36	72	68	A	Ambient Room Readings (Clockwise)	0.00
0034	A-4	8/26/2024	16:37	72	68	A	Ambient Room Readings (Clockwise)	0.00
0034	LT-1	8/26/2024	16:38	72	68	S	Lab Tables Drawers and Cabinets (Northeast Corner)	0.00
0034	0034-1	8/26/2024	16:38	72	68	S	Lab Tables Drawers and Cabinets (As Numbered)	0.00
0034	0034-2	8/26/2024	16:39	72	68	S	Lab Tables Drawers and Cabinets (As Numbered)	0.00
0034	0034-3	8/26/2024	16:40	72	68	S	Lab Tables Drawers and Cabinets (As Numbered)	0.00
0034	0034-4	8/26/2024	16:40	72	68	S	Lab Tables Drawers and Cabinets (As Numbered)	0.00
0034	0034-5	8/26/2024	16:41	72	68	S	Lab Tables Drawers and Cabinets (As Numbered)	0.00
0034	0034-6	8/26/2024	16:41	72	68	S	Lab Tables Drawers and Cabinets (As Numbered)	0.00
0034	C-1	8/26/2024	16:42	72	68	S	Cupboards (East Wall)	0.00
0034	C-2	8/26/2024	16:42	72	68	S	Cupboards (East Wall)	0.00
0034	C-3	8/26/2024	16:43	72	68	S	Cupboards (East Wall)	0.00
0034	UFLT-1	8/26/2024	16:44	72	68	S	Under East Lab Table (North to South)	0.00
0034	UFLT-2	8/26/2024	16:45	72	68	S	Under East Lab Table (North to South)	0.00
0034	UTC-1	8/26/2024	16:46	72	68	S	Under Tall Cabinet (Southeast Corner)	0.00
0034	UTC-2	8/26/2024	16:47	72	68	S	Under Tall Cabinet (West Wall)	0.00
0025	A-1	8/26/2024	17:00	72	67	A	Ambient Room Readings (Clockwise)	0.00
0025	A-2	8/26/2024	17:00	72	67	A	Ambient Room Readings (Clockwise)	0.00
0025	A-3	8/26/2024	17:01	72	67	A	Ambient Room Readings (Clockwise)	0.00
0025	A-4	8/26/2024	17:01	72	67	A	Ambient Room Readings (Clockwise)	0.00
0025	LT-1	8/26/2024	17:03	72	67	S	Lab Tables Drawers and Cabinets (As Numbered) Begin under sink and continue south.	0.00
0025	LT-2	8/26/2024	17:03	72	67	S	Lab Tables Drawers and Cabinets (As Numbered)	0.00
0025	LT-3	8/26/2024	17:04	72	67	S	Lab Tables Drawers and Cabinets (As Numbered)	0.00
0025	LT-4	8/26/2024	17:04	72	67	S	Lab Tables Drawers and Cabinets (As Numbered)	0.00
0025	0025-5	8/26/2024	17:05	72	67	S	Lab Tables Drawers and Cabinets (As Numbered)	0.00
0025	LT-6	8/26/2024	17:05	72	67	S	Lab Tables Drawers and Cabinets (As Numbered)	0.00
0025	LT-7	8/26/2024	17:06	72	67	S	Lab Tables Drawers and Cabinets (As Numbered)	0.00
0025	LT-8	8/26/2024	17:06	72	67	S	Lab Tables Drawers and Cabinets (As Numbered)	0.00
0025	0025-9	8/26/2024	17:07	72	67	S	Lab Tables Drawers and Cabinets (As Numbered)	0.00
0025	0025-10	8/26/2024	17:07	72	67	S	Lab Tables Drawers and Cabinets (As Numbered)	0.00
0025	0025-11	8/26/2024	17:08	72	67	S	Lab Tables Drawers and Cabinets (As Numbered)	0.00
0025	0025-12	8/26/2024	17:08	72	67	S	Lab Tables Drawers and Cabinets (As Numbered)	0.00
0025	0025-13	8/26/2024	17:09	72	67	S	Lab Tables Drawers and Cabinets (As Numbered)	0.00
0025	0025-14	8/26/2024	17:09	72	67	S	Lab Tables Drawers and Cabinets (As Numbered)	0.00
0025	0025-15	8/26/2024	17:10	72	67	S	Lab Tables Drawers and Cabinets (As Numbered)	0.00
0025	0025-16	8/26/2024	17:10	72	67	S	Lab Tables Drawers and Cabinets (As Numbered)	0.00
0025	0025-17	8/26/2024	17:11	72	67	S	Lab Tables Drawers and Cabinets (As Numbered)	0.00
0025	0025-18	8/26/2024	17:11	72	67	S	Lab Tables Drawers and Cabinets (As Numbered)	0.00
0025	0025-19	8/26/2024	17:12	72	67	S	Lab Tables Drawers and Cabinets (As Numbered)	0.00
0025	OD-1	8/26/2024	17:13	72	67	S	Open Drawer (East Wall)	0.00
0025	OD-2	8/26/2024	17:13	72	67	S	Open Drawer (East Wall)	0.00
0025	OD-3	8/26/2024	17:14	72	67	S	Open Drawer (East Wall)	0.00
0025	OD-4	8/26/2024	17:14	72	67	S	Open Drawer (East Wall)	0.00
0025	OD-5	8/26/2024	17:15	72	67	S	Open Drawer (East Wall)	0.00
0025	OD-6	8/26/2024	17:15	72	67	S	Open Drawer (East Wall)	0.00
0025	0025-20	8/26/2024	17:16	72	67	S	Lab Tables Drawers and Cabinets (As Numbered)	0.00
0025	0025-21	8/26/2024	17:16	72	67	S	Lab Tables Drawers and Cabinets (As Numbered)	0.00
0025	0025-22	8/26/2024	17:17	72	67	S	Lab Tables Drawers and Cabinets (As Numbered)	0.00
0025	0025-23	8/26/2024	17:17	72	67	S	Lab Tables Drawers and Cabinets (As Numbered)	0.00
0025	C-1	8/26/2024	17:19	72	67	S	Cupboards (East Wall)	0.00
0025	C-2	8/26/2024	17:19	72	67	S	Cupboards (East Wall)	0.00

Building: Natural Science Building, Phase I							Survey Conducted By: Matt Holquist, Rachele Anthony, Robert Swick	
Location: SUNY Purchase							Project Name/Location: Renovate Natural Science Building Phase I/SUNY Purchase	
Project Number: 20186							Instrument: Jerome J405 Serial #: 40500555	
Zero Test: Start Jerome where no Mercury Vapor is present and reading should be Zero micrograms/cubic meter ($\mu\text{g}/\text{m}^3$)								
Sample Type: A=Ambient, conducted approximately 1 meter from the floor. S=Specific Location, conducted approximately 0.1 meter from the surface.								
Detection Limit (DL) for this unit is 0.01 micrograms/cubic meter ($\mu\text{g}/\text{m}^3$)								
Any reading less than 0.01 micrograms/cubic meter ($\mu\text{g}/\text{m}^3$) including 0 micrograms/cubic meter ($\mu\text{g}/\text{m}^3$) is considered <DL $\mu\text{g}/\text{m}^3$								
Room #	Location ID	Date	Time	Temp (°F)	Relative Humidity (%)	Sample Type	Notes	Results ($\mu\text{g}/\text{m}^3$)
0025	C-3	8/26/2024	17:20	72	67	S	Cupboards (East Wall)	0.00
0025	C-4	8/26/2024	17:20	72	67	S	Cupboards (East Wall)	0.00
0025	C-5	8/26/2024	17:21	72	67	S	Cupboards (East Wall)	0.00
0025	C-6	8/26/2024	17:21	72	67	S	Cupboards (East Wall)	0.00
0025	UFLT-1	8/26/2024	17:30	72	67	S	Under East Lab Table (North to South)	0.00
0025	UFLT-2	8/26/2024	17:30	72	67	S	Under East Lab Table (North to South)	0.00
0025	UFLT-3	8/26/2024	17:31	72	67	S	Under East Lab Table (North to South)	0.00
0025	UFLT-4	8/26/2024	17:32	72	67	S	Under East Lab Table (North to South)	0.00
0025	UTC-1	8/26/2024	17:33	72	67	S	Under Tall Cabinet in Southwest Corner	0.00
0025	UTC-2	8/26/2024	17:34	72	67	S	Under Tall Cabinet (West Wall)	0.00
0025	UFH-1	8/26/2024	17:35	72	67	S	Under Fume Hood	0.00
0042	A-1	8/27/2024	9:02	73	67	A	Ambient Room Readings (Clockwise)	0.00
0042	A-2	8/27/2024	9:02	73	67	A	Ambient Room Readings (Clockwise)	0.00
0042	A-3	8/27/2024	9:03	73	67	A	Ambient Room Readings (Clockwise)	0.00
0042	A-4	8/27/2024	9:03	73	67	A	Ambient Room Readings (Clockwise)	0.00
0042	A-5	8/27/2024	9:04	73	67	A	Ambient Room Readings (Clockwise)	0.00
0042	A-6	8/27/2024	9:04	73	67	A	Ambient Room Readings (Clockwise)	0.00
0042	NMC-01	8/27/2024	9:05	73	67	S	Northern Most Cabinet to the left of 0042-01	0.00
0042	0042-01	8/27/2024	9:05	73	67	S	Lab Tables Drawers and Cabinets (As Numbered)	0.00
0042	0042-02	8/27/2024	9:05	73	67	S	Lab Tables Drawers and Cabinets (As Numbered)	0.00
0042	0042-03	8/27/2024	9:06	73	67	S	Lab Tables Drawers and Cabinets (As Numbered)	0.00
0042	0042-04	8/27/2024	9:06	73	67	S	Lab Tables Drawers and Cabinets (As Numbered)	0.00
0042	0042-05	8/27/2024	9:07	73	67	S	Lab Tables Drawers and Cabinets (As Numbered)	0.00
0042	0042-06	8/27/2024	9:07	73	67	S	Lab Tables Drawers and Cabinets (As Numbered)	0.00
0042	0042-07	8/27/2024	9:07	73	67	S	Lab Tables Drawers and Cabinets (As Numbered)	0.00
0042	0042-08	8/27/2024	9:08	73	67	S	Lab Tables Drawers and Cabinets (As Numbered)	0.00
0042	0042-09	8/27/2024	9:08	73	67	S	Lab Tables Drawers and Cabinets (As Numbered)	0.00
0042	0042-10	8/27/2024	9:09	73	67	S	Lab Tables Drawers and Cabinets (As Numbered)	0.00
0042	ELUS-01	8/27/2024	9:09	73	67	S	East Lab Table Under Sink	0.00
0042	FHD-01	8/27/2024	9:10	73	67	S	Under Fume Hood	0.00
0042	0042-11	8/27/2024	9:10	73	67	S	Lab Tables Drawers and Cabinets (As Numbered)	0.00
0042	0042-12	8/27/2024	9:10	73	67	S	Lab Tables Drawers and Cabinets (As Numbered)	0.00
0042	0042-13	8/27/2024	9:11	73	67	S	Lab Tables Drawers and Cabinets (As Numbered)	0.00
0042	0042-14	8/27/2024	9:11	73	67	S	Lab Tables Drawers and Cabinets (As Numbered)	0.00
0042	0042-15	8/27/2024	9:12	73	67	S	Lab Tables Drawers and Cabinets (As Numbered)	0.00
0042	0042-16	8/27/2024	9:12	73	67	S	Lab Tables Drawers and Cabinets (As Numbered)	0.00
0042	0042-17	8/27/2024	9:12	73	67	S	Lab Tables Drawers and Cabinets (As Numbered)	0.00
0042	0042-18	8/27/2024	9:13	73	67	S	Lab Tables Drawers and Cabinets (As Numbered)	0.00
0042	0042-19	8/27/2024	9:13	73	67	S	Lab Tables Drawers and Cabinets (As Numbered)	0.00
0042	0042-20	8/27/2024	9:13	73	67	S	Lab Tables Drawers and Cabinets (As Numbered)	0.00
0042	0042-21	8/27/2024	9:14	73	67	S	Lab Tables Drawers and Cabinets (As Numbered)	0.00
0042	0042-22	8/27/2024	9:14	73	67	S	Lab Tables Drawers and Cabinets (As Numbered)	0.00
0042	0042-23	8/27/2024	9:15	73	67	S	Lab Tables Drawers and Cabinets (As Numbered)	0.00
0042	0042-24	8/27/2024	9:16	73	67	S	Lab Tables Drawers and Cabinets (As Numbered)	0.00
0042	0042-25	8/27/2024	9:16	73	67	S	Lab Tables Drawers and Cabinets (As Numbered)	0.00
0042	0042-26	8/27/2024	9:17	73	67	S	Lab Tables Drawers and Cabinets (As Numbered)	0.00
0042	0042-27	8/27/2024	9:17	73	67	S	Lab Tables Drawers and Cabinets (As Numbered)	0.00
0042	0042-28	8/27/2024	9:18	73	67	S	Lab Tables Drawers and Cabinets (As Numbered)	0.00
0042	0042-29	8/27/2024	9:18	73	67	S	Lab Tables Drawers and Cabinets (As Numbered)	0.00
0042	0042-30	8/27/2024	9:19	73	67	S	Lab Tables Drawers and Cabinets (As Numbered)	0.00
0042	0042-31	8/27/2024	9:19	73	67	S	Lab Tables Drawers and Cabinets (As Numbered)	0.00
0042	0042-32	8/27/2024	9:20	73	67	S	Lab Tables Drawers and Cabinets (As Numbered)	0.00
0042	0042-33	8/27/2024	9:20	73	67	S	Lab Tables Drawers and Cabinets (As Numbered)	0.00
0042	SMC-01	8/27/2024	9:21	73	67	S	Southern Most cabinet unnumbered to the left of 0042-34	0.00
0042	0042-34	8/27/2024	9:21	73	67	S	Lab Tables Drawers and Cabinets (As Numbered)	0.00
0042	0042-35	8/27/2024	9:22	73	67	S	Lab Tables Drawers and Cabinets (As Numbered)	0.00
0042	C-1	8/27/2024	9:22	73	67	S	Cupboards (East Wall) (left of sink)	0.00
0042	C-2	8/27/2024	9:23	73	67	S	Cupboards (East Wall) (left of sink)	0.00
0042	UFLT-01	8/27/2024	9:24	73	67	S	Under East Lab Table (North to South)	0.00
0042	UFLT-02	8/27/2024	9:24	73	67	S	Under East Lab Table (North to South)	0.00
0042	UFLT-03	8/27/2024	9:25	73	67	S	Under East Lab Table (North to South)	0.00
0042	UFLT-04	8/27/2024	9:26	73	67	S	Under East Lab Table (North to South)	0.00
0042	UFLT-05	8/27/2024	9:26	73	67	S	Under East Lab Table (North to South)	0.00
0042	RSS-01	8/27/2024	9:33	73	67	S	West Wall Rock Storage Shelves (South to North on West Wall)	0.00
0042	RSS-02	8/27/2024	9:34	73	67	S	West Wall Rock Storage Shelves (South to North on West Wall)	0.00
0042	RSS-03	8/27/2024	9:35	73	67	S	West Wall Rock Storage Shelves (South to North on West Wall)	0.00
0042	RSS-04	8/27/2024	9:35	73	67	S	West Wall Rock Storage Shelves (South to North on West Wall)	0.00
0042	RSS-05	8/27/2024	9:36	73	67	S	West Wall Rock Storage Shelves (South to North on West Wall)	0.00
0042	RSC-01	8/27/2024	9:36	73	67	S	Rock Storage Cabinets (South to North on West Wall)	0.00
0042	RSC-02	8/27/2024	9:37	73	67	S	Rock Storage Cabinets (South to North on West Wall)	0.00
0042	RSC-03	8/27/2024	9:37	73	67	S	Rock Storage Cabinets (South to North on West Wall)	0.00
0042	URSC-01	8/27/2024	9:38	73	67	S	Underneath Rock Storage Cabinets (North to South along West Wall) (A few anomolous readings between 0.60 to 1.46 however could not be easily duplicated with the majority of readings that could be duplicated being 0 in this location.)	0.00
0042	URSC-02	8/27/2024	9:40	73	67	S	Underneath Rock Storage Cabinets (North to South along West Wall)	0.00
0042	URSC-03	8/27/2024	9:41	73	67	S	Underneath Rock Storage Cabinets (North to South along West Wall)	0.00
0042	URSC-04	8/27/2024	9:42	73	67	S	Underneath Rock Storage Cabinets (North to South along West Wall)	0.00
0042	URSC-05	8/27/2024	9:42	73	67	S	Underneath Rock Storage Cabinets (North to South along West Wall)	0.00
0042	URSC-06	8/27/2024	9:45	73	67	S	Underneath Rock Storage Cabinets (North to South along West Wall)	0.00
0014	A-1	8/27/2024	10:00	70	70	A	Ambient Room Readings (Clockwise) (from South Door on East Wall)	0.00
0014	A-2	8/27/2024	10:00	70	70	A	Ambient Room Readings (Clockwise) (from South Door on East Wall)	0.00

Building: Natural Science Building, Phase I							Survey Conducted By: Matt Holquist, Rachele Anthony, Robert Swick	
Location: SUNY Purchase							Project Name/Location: Renovate Natural Science Building Phase I/SUNY Purchase	
Project Number: 20186							Instrument: Jerome J405 Serial #: 40500555	
Zero Test: Start Jerome where no Mercury Vapor is present and reading should be Zero micrograms/cubic meter ($\mu\text{g}/\text{m}^3$)								
Sample Type: A=Ambient, conducted approximately 1 meter from the floor. S=Specific Location, conducted approximately 0.1 meter from the surface.								
Detection Limit (DL) for this unit is 0.01 micrograms/cubic meter ($\mu\text{g}/\text{m}^3$)								
Any reading less than 0.01 micrograms/cubic meter ($\mu\text{g}/\text{m}^3$) including 0 micrograms/cubic meter ($\mu\text{g}/\text{m}^3$) is considered <DL $\mu\text{g}/\text{m}^3$								
Room #	Location ID	Date	Time	Temp (°F)	Relative Humidity (%)	Sample Type	Notes	Results ($\mu\text{g}/\text{m}^3$)
0014	A-3	8/27/2024	10:01	70	70	A	Ambient Room Readings (Clockwise) (from South Door on East Wall)	0.00
0014	A-4	8/27/2024	10:01	70	70	A	Ambient Room Readings (Clockwise) (from South Door on East Wall)	0.00
0014	A-5	8/27/2024	10:02	70	70	A	Ambient Room Readings (Clockwise) (from South Door on East Wall)	0.00
0014	A-6	8/27/2024	10:02	70	70	A	Ambient Room Readings (Clockwise) (from South Door on East Wall)	0.00
0014	A-7	8/27/2024	10:03	70	70	A	Ambient Room Readings (Clockwise) (from South Door on East Wall)	0.00
0014	A-8	8/27/2024	10:03	70	70	A	Ambient Room Readings (Clockwise) (from South Door on East Wall)	0.00
0014	A-9	8/27/2024	10:04	70	70	A	Ambient Room Readings (Clockwise) (from South Door on East Wall)	0.00
0014	LT-1	8/27/2024	10:05	70	70	S	Lab Table Drawers and Cabinets (South Wall from East to West)	0.00
0014	LT-2	8/27/2024	10:05	70	70	S	Lab Table Drawers and Cabinets (South Wall from East to West)	0.00
0014	LT-3	8/27/2024	10:05	70	70	S	Lab Table Drawers and Cabinets (South Wall from East to West)	0.00
0014	LT-4	8/27/2024	10:06	70	70	S	Lab Table Drawers and Cabinets (South Wall from East to West)	0.00
0014	LT-5	8/27/2024	10:06	70	70	S	Lab Table Drawers and Cabinets (South Wall from East to West)	0.00
0014	LT-6	8/27/2024	10:07	70	70	S	Lab Table Drawers and Cabinets (South Wall from East to West)	0.00
0014	LT-7	8/27/2024	10:07	70	70	S	Lab Table Drawers and Cabinets (South Wall from East to West)	0.00
0014	LT-8	8/27/2024	10:08	70	70	S	Lab Table Drawers and Cabinets (South Wall from East to West)	0.00
0014	LT-9	8/27/2024	10:08	70	70	S	Lab Table Drawers and Cabinets (South Wall from East to West)	0.00
0014	LT-10	8/27/2024	10:09	70	70	S	Lab Table Drawers and Cabinets (South Wall from East to West)	0.00
0014	LT-11	8/27/2024	10:09	70	70	S	Lab Table Drawers and Cabinets (South Wall from East to West)	0.00
0014	LT-12	8/27/2024	10:10	70	70	S	Lab Table Drawers and Cabinets (South Wall from East to West)	0.00
0014	LT-13	8/27/2024	10:10	70	70	S	Lab Table Drawers and Cabinets (South Wall from East to West)	0.00
0014	LT-14	8/27/2024	10:11	70	70	S	Lab Table Drawers and Cabinets (South Wall from East to West)	0.00
0014	LT-15	8/27/2024	10:11	70	70	S	Lab Table Drawers and Cabinets (South Wall from East to West)	0.00
0014	LT-16	8/27/2024	10:12	70	70	S	Lab Table Drawers and Cabinets (South Wall from East to West)	0.00
0014	LT-17	8/27/2024	10:12	70	70	S	Lab Table Drawers and Cabinets (South Wall from East to West)	0.00
0014	LT-18	8/27/2024	10:13	70	70	S	Lab Table Drawers and Cabinets (South Wall from East to West)	0.00
0014	LT-19	8/27/2024	10:13	70	70	S	Lab Table Drawers and Cabinets (South Wall from East to West)	0.00
0014	LT-20	8/27/2024	10:14	70	70	S	Lab Table Drawers and Cabinets (North Wall from West to East)	0.00
0014	LT-21	8/27/2024	10:14	70	70	S	Lab Table Drawers and Cabinets (North Wall from West to East)	0.00
0014	LT-22	8/27/2024	10:15	70	70	S	Lab Table Drawers and Cabinets (North Wall from West to East)	0.00
0014	LT-23	8/27/2024	10:15	70	70	S	Lab Table Drawers and Cabinets (North Wall from West to East)	0.00
0014	LT-24	8/27/2024	10:15	70	70	S	Lab Table Drawers and Cabinets (North Wall from West to East)	0.00
0014	LT-25	8/27/2024	10:16	70	70	S	Lab Table Drawers and Cabinets (North Wall from West to East)	0.00
0014	LT-26	8/27/2024	10:16	70	70	S	Lab Table Drawers and Cabinets (North Wall from West to East)	0.00
0014	LT-27	8/27/2024	10:17	70	70	S	Lab Table Drawers and Cabinets (North Wall from West to East)	0.00
0014	LT-28	8/27/2024	10:17	70	70	S	Lab Table Drawers and Cabinets (North Wall from West to East)	0.00
0014	ELUS-01	8/27/2024	10:18	70	70	S	East Lab Table Under Sink Cabinet	0.00
0014	LT-29	8/27/2024	10:18	70	70	S	Lab Table Drawers and Cabinets (East Wall from North to South)	0.00
0014	LT-30	8/27/2024	10:19	70	70	S	Lab Table Drawers and Cabinets (East Wall from North to South)	0.00
0014	LT-31	8/27/2024	10:19	70	70	S	Lab Table Drawers and Cabinets (East Wall from North to South)	0.00
0014	LT-32	8/27/2024	10:20	70	70	S	Lab Table Drawers and Cabinets (East Wall from North to South)	0.00
0014	LT-33	8/27/2024	10:20	70	70	S	Lab Table Drawers and Cabinets (East Wall from North to South)	0.00
0014	LT-34	8/27/2024	10:21	70	70	S	Lab Table Drawers and Cabinets (East Wall from North to South)	0.00
0014	LT-35	8/27/2024	10:21	70	70	S	Lab Table Drawers and Cabinets (East Wall from North to South)	0.00
0014	LT-36	8/27/2024	10:22	70	70	S	Lab Table Drawers and Cabinets (East Wall from North to South)	0.00
0014	LT-37	8/27/2024	10:22	70	70	S	Lab Table Drawers and Cabinets (East Wall from North to South)	0.00
0014	LT-38	8/27/2024	10:23	70	70	S	Lab Table Drawers and Cabinets (East Wall from North to South)	0.00
0014	LT-39	8/27/2024	10:23	70	70	S	Lab Table Drawers and Cabinets (East Wall from North to South)	0.00
0014	LT-40	8/27/2024	10:24	70	70	S	Lab Table Drawers and Cabinets (East Wall from North to South)	0.00
0014	LT-41	8/27/2024	10:24	70	70	S	Lab Table Drawers and Cabinets (East Wall from North to South)	0.00
0014	LT-42	8/27/2024	10:25	70	70	S	Lab Table Drawers and Cabinets (East Wall from North to South)	0.00
0014	LT-43	8/27/2024	10:25	70	70	S	Lab Table Drawers and Cabinets (East Wall from North to South)	0.00
0014	LT-44	8/27/2024	10:26	70	70	S	Lab Table Drawers and Cabinets (East Wall from North to South)	0.00
0014	LT-45	8/27/2024	10:26	70	70	S	Lab Table Drawers and Cabinets (East Wall from North to South)	0.00
0014	LT-46	8/27/2024	10:26	70	70	S	Lab Table Drawers and Cabinets (East Wall from North to South)	0.00
0014	FHD-01	8/27/2024	10:27	70	70	S	Under Fume Hood (East Wall Small Drawer)	0.00
0014	FHD-02	8/27/2024	10:27	70	70	S	Under Fume Hood (East Wall Small Drawer)	0.00
0014	FHD-03	8/27/2024	10:28	70	70	S	Under Fume Hood (East Wall Small Drawer)	0.00
0014	LT-47	8/27/2024	10:28	70	70	S	Lab Table Drawers and Cabinets (East Wall from North to South)	0.00
0014	LT-48	8/27/2024	10:29	70	70	S	Lab Table Drawers and Cabinets (East Wall from North to South)	0.00
0014	LT-49	8/27/2024	10:29	70	70	S	Lab Table Drawers and Cabinets (East Wall from North to South)	0.00
0014	LT-50	8/27/2024	10:30	70	70	S	Lab Table Drawers and Cabinets (East Wall from North to South)	0.00
0014	LT-51	8/27/2024	10:30	70	70	S	Lab Table Drawers and Cabinets (East Wall from North to South)	0.00
0014	LT-52	8/27/2024	10:31	70	70	S	Lab Table Drawers and Cabinets (East Wall from North to South)	0.00
0014	LT-53	8/27/2024	10:31	70	70	S	Lab Table Drawers and Cabinets (East Wall from North to South)	0.00
0014	LT-54	8/27/2024	10:32	70	70	S	Lab Table Drawers and Cabinets (East Wall from North to South)	0.00
0014	LT-55	8/27/2024	10:32	70	70	S	Lab Table Drawers and Cabinets (East Wall from North to South)	0.00
0014	LT-56	8/27/2024	10:33	70	70	S	Lab Table Drawers and Cabinets (East Wall from North to South)	0.00
0014	LT-57	8/27/2024	10:33	70	70	S	Lab Table Drawers and Cabinets (East Wall from North to South)	0.00
0014	LT-58	8/27/2024	10:34	70	70	S	Lab Table Drawers and Cabinets (East Wall from North to South)	0.00
0014	LT-59	8/27/2024	10:34	70	70	S	Lab Table Drawers and Cabinets (East Wall from North to South)	0.00
0014	LT-60	8/27/2024	10:35	70	70	S	Lab Table Drawers and Cabinets (East Wall from North to South)	0.00
0014	LT-61	8/27/2024	10:35	70	70	S	Lab Table Drawers and Cabinets (East Wall from North to South)	0.00
0014	LTI-01	8/27/2024	10:36	70	70	S	Lab Table Island Drawers and Cabinets (South Side from West to East)	0.00
0014	LTI-02	8/27/2024	10:36	70	70	S	Lab Table Island Drawers and Cabinets (South Side from West to East)	0.00
0014	LTI-03	8/27/2024	10:37	70	70	S	Lab Table Island Drawers and Cabinets (South Side from West to East)	0.00
0014	LTI-04	8/27/2024	10:37	70	70	S	Lab Table Island Drawers and Cabinets (South Side from West to East)	0.00
0014	LTI-05	8/27/2024	10:37	70	70	S	Lab Table Island Drawers and Cabinets (South Side from West to East)	0.00
0014	LTI-06	8/27/2024	10:37	70	70	S	Lab Table Island Drawers and Cabinets (South Side from West to East)	0.00
0014	LTI-07	8/27/2024	10:38	70	70	S	Lab Table Island Drawers and Cabinets (South Side from West to East)	0.00
0014	LTI-08	8/27/2024	10:38	70	70	S	Lab Table Island Drawers and Cabinets (West Side from South to North)	0.00
0014	LTI-09	8/27/2024	10:39	70	70	S	Lab Table Island Drawers and Cabinets (West Side from South to North)	0.00

Building: Natural Science Building, Phase I							Survey Conducted By: Matt Holquist, Rachele Anthony, Robert Swick	
Location: SUNY Purchase							Project Name/Location: Renovate Natural Science Building Phase I/SUNY Purchase	
Project Number: 20186							Instrument: Jerome J405 Serial #: 40500555	
Zero Test: Start Jerome where no Mercury Vapor is present and reading should be Zero micrograms/cubic meter ($\mu\text{g}/\text{m}^3$)								
Sample Type: A=Ambient, conducted approximately 1 meter from the floor. S=Specific Location, conducted approximately 0.1 meter from the surface.								
Detection Limit (DL) for this unit is 0.01 micrograms/cubic meter ($\mu\text{g}/\text{m}^3$)								
Any reading less than 0.01 micrograms/cubic meter ($\mu\text{g}/\text{m}^3$) including 0 micrograms/cubic meter ($\mu\text{g}/\text{m}^3$) is considered <DL $\mu\text{g}/\text{m}^3$								
Room #	Location ID	Date	Time	Temp (°F)	Relative Humidity (%)	Sample Type	Notes	Results ($\mu\text{g}/\text{m}^3$)
0014	LTI-10	8/27/2024	10:39	70	70	S	Lab Table Island Drawers and Cabinets (West Side from South to North)	0.00
0014	LTI-11	8/27/2024	10:40	70	70	S	Lab Table Island Drawers and Cabinets (West Side from South to North)	0.00
0014	LTI-12	8/27/2024	10:40	70	70	S	Lab Table Island Drawers and Cabinets (West Side from South to North)	0.00
0014	LTI-13	8/27/2024	10:41	70	70	S	Lab Table Island Drawers and Cabinets (West Side from South to North)	0.00
0014	LTI-14	8/27/2024	10:41	70	70	S	Lab Table Island Drawers and Cabinets (West Side from South to North)	0.00
0014	LTI-15	8/27/2024	10:42	70	70	S	Lab Table Island Drawers and Cabinets (West Side from South to North)	0.00
0014	LTI-16	8/27/2024	10:42	70	70	S	Lab Table Island Drawers and Cabinets (West Side from South to North)	0.00
0014	LTI-17	8/27/2024	10:43	70	70	S	Lab Table Island Drawers and Cabinets (West Side from South to North)	0.00
0014	LTI-18	8/27/2024	10:43	70	70	S	Lab Table Island Drawers and Cabinets (North Side from West to East)	0.00
0014	LTI-19	8/27/2024	10:44	70	70	S	Lab Table Island Drawers and Cabinets (North Side from West to East)	0.00
0014	LTI-20	8/27/2024	10:44	70	70	S	Lab Table Island Drawers and Cabinets (North Side from West to East)	0.00
0014	LTI-21	8/27/2024	10:45	70	70	S	Lab Table Island Drawers and Cabinets (North Side from West to East)	0.00
0014	LTI-22	8/27/2024	10:45	70	70	S	Lab Table Island Drawers and Cabinets (North Side from West to East)	0.00
0014	LTI-23	8/27/2024	10:46	70	70	S	Lab Table Island Drawers and Cabinets (North Side from West to East)	0.00
0014	LTI-24	8/27/2024	10:46	70	70	S	Lab Table Island Drawers and Cabinets (North Side from West to East)	0.00
0014	LTI-25	8/27/2024	10:47	70	70	S	Lab Table Island Drawers and Cabinets (East Side from North to South)	0.00
0014	LTI-26	8/27/2024	10:47	70	70	S	Lab Table Island Drawers and Cabinets (East Side from North to South)	0.00
0014	LTI-27	8/27/2024	10:47	70	70	S	Lab Table Island Drawers and Cabinets (East Side from North to South)	0.00
0014	LTI-28	8/27/2024	10:47	70	70	S	Lab Table Island Drawers and Cabinets (East Side from North to South)	0.00
0014	LTI-29	8/27/2024	10:48	70	70	S	Lab Table Island Drawers and Cabinets (East Side from North to South)	0.00
0014	LTI-30	8/27/2024	10:48	70	70	S	Lab Table Island Drawers and Cabinets (East Side from North to South)	0.00
0014	LTI-31	8/27/2024	10:48	70	70	S	Lab Table Island Drawers and Cabinets (East Side from North to South)	0.00
0014	LTI-32	8/27/2024	10:49	70	70	S	Lab Table Island Drawers and Cabinets (East Side from North to South)	0.00
0014	LTI-33	8/27/2024	10:49	70	70	S	Lab Table Island Drawers and Cabinets (East Side from North to South)	0.00
0014	LTI-34	8/27/2024	10:49	70	70	S	Lab Table Island Drawers and Cabinets (East Side from North to South)	0.00
0014	C-1	8/27/2024	10:50	70	70	S	Cupboards (South Wall) (East to West)	0.00
0014	C-2	8/27/2024	10:50	70	70	S	Cupboards (South Wall) (East to West)	0.00
0014	C-3	8/27/2024	10:50	70	70	S	Cupboards (South Wall) (East to West)	0.00
0014	C-4	8/27/2024	10:51	70	70	S	Cupboards (South Wall) (East to West)	0.00
0014	C-5	8/27/2024	10:51	70	70	S	Cupboards (North Wall) (West to East)	0.00
0014	C-6	8/27/2024	10:51	70	70	S	Cupboards (North Wall) (West to East)	0.00
0014	C-7	8/27/2024	10:52	70	70	S	Cupboards (East Wall) (North to South)	0.00
0014	C-8	8/27/2024	10:52	70	70	S	Cupboards (East Wall) (North to South)	0.00
0014	C-9	8/27/2024	10:52	70	70	S	Cupboards (East Wall) (North to South)	0.00
0014	C-10	8/27/2024	10:53	70	70	S	Cupboards (East Wall) (North to South)	0.00
0014	C-11	8/27/2024	10:53	70	70	S	Cupboards (East Wall) (North to South)	0.00
0014	C-12	8/27/2024	10:53	70	70	S	Cupboards (East Wall) (North to South)	0.00
0014	USLT-01	8/27/2024	10:54	70	70	S	Under South Lab Table (East to West)	0.00
0014	USLT-02	8/27/2024	10:54	70	70	S	Under South Lab Table (East to West)	0.00
0014	USLT-03	8/27/2024	10:54	70	70	S	Under South Lab Table (East to West)	0.00
0014	UNLT-01	8/27/2024	10:55	70	70	S	Under North Lab Table	0.00
0014	UELT-01	8/27/2024	10:55	70	70	S	Under East Lab Table (North to South)	0.00
0014	UELT-02	8/27/2024	10:55	70	70	S	Under East Lab Table (North to South)	0.00
0014	UELT-03	8/27/2024	10:56	70	70	S	Under East Lab Table (North to South)	0.00
0014	UELT-04	8/27/2024	10:56	70	70	S	Under East Lab Table (North to South)	0.00
0014	UELT-05	8/27/2024	10:57	70	70	S	Under East Lab Table (North to South)	0.00
0014	ULTI-01	8/27/2024	10:58	70	70	S	Under Lab Table Island (South to North)	0.00
0014	ULTI-02	8/27/2024	10:58	70	70	S	Under Lab Table Island (South to North)	0.00
0014	ULTI-03	8/27/2024	10:59	70	70	S	Under Lab Table Island (South to North)	0.00
0014	ULTI-04	8/27/2024	11:00	70	70	S	Under Lab Table Island (South to North)	0.00
0023	A-01	8/27/2024	12:00	72	67	A	Ambient Room Readings (Clockwise) (SW Door on South Wall)	0.00
0023	A-02	8/27/2024	12:01	72	67	A	Ambient Room Readings (Clockwise) (SW Door on South Wall)	0.00
0023	A-03	8/27/2024	12:01	72	67	A	Ambient Room Readings (Clockwise) (SW Door on South Wall)	0.00
0023	A-04	8/27/2024	12:02	72	67	A	Ambient Room Readings (Clockwise) (SW Door on South Wall)	0.00
0023	LT-01	8/27/2024	12:02	72	67	S	Lab Table Drawers and Cabinets (South Wall from East to West)	0.00
0023	LT-02	8/27/2024	12:03	72	67	S	Lab Table Drawers and Cabinets (South Wall from East to West)	0.00
0023	LT-03	8/27/2024	12:03	72	67	S	Lab Table Drawers and Cabinets (South Wall from East to West)	0.00
0023	LT-04	8/27/2024	12:04	72	67	S	Lab Table Drawers and Cabinets (South Wall from East to West)	0.00
0023	LT-05	8/27/2024	12:04	72	67	S	Lab Table Drawers and Cabinets (South Wall from East to West)	0.00
0023	LT-06	8/27/2024	12:05	72	67	S	Lab Table Drawers and Cabinets (South Wall from East to West)	0.00
0023	LT-07	8/27/2024	12:05	72	67	S	Lab Table Drawers and Cabinets (South Wall from East to West)	0.00
0023	LT-08	8/27/2024	12:06	72	67	S	Lab Table Drawers and Cabinets (South Wall from East to West)	0.00
0023	DD-01	8/27/2024	12:06	72	67	S	Desk Drawer West of Fume Hood (South to North)	0.00
0023	DD-02	8/27/2024	12:07	72	67	S	Desk Drawer West of Fume Hood (South to North)	0.00
0023	C-1	8/27/2024	12:07	72	67	S	Cupboards (South Wall) (East to West)	0.00
0023	C-2	8/27/2024	12:08	72	67	S	Cupboards (South Wall) (East to West)	0.00
0023	C-3	8/27/2024	12:08	72	67	S	Cupboards (South Wall) (East to West)	0.00
0023	C-4	8/27/2024	12:09	72	67	S	Cupboards (South Wall) (East to West)	0.00
0023	USLT-01	8/27/2024	12:09	72	67	S	Under South Lab Table (East to West)	0.00
0023	USLT-02	8/27/2024	12:10	72	67	S	Under South Lab Table (East to West)	0.00
0023	UWWS-01	8/27/2024	12:11	72	67	S	Under West Wall Shelves (South to North)	0.00
0023	UWWS-02	8/27/2024	12:12	72	67	S	Under West Wall Shelves (South to North)	0.00
0022	A-01	8/27/2024	12:14	72	67	A	Ambient Room Readings (Clockwise from South to North)	0.00
0022	A-02	8/27/2024	12:15	72	67	A	Ambient Room Readings (Clockwise from South to North)	0.00
0022	A-03	8/27/2024	12:15	72	67	A	Ambient Room Readings (Clockwise from South to North)	0.00
0022	A-04	8/27/2024	12:16	72	67	A	Ambient Room Readings (Clockwise from South to North)	0.00
0022	A-05	8/27/2024	12:16	72	67	A	Ambient Room Readings (Clockwise from South to North)	0.00
0022	A-06	8/27/2024	12:17	72	67	A	Ambient Room Readings (Clockwise from South to North)	0.00
0022	A-07	8/27/2024	12:17	72	67	A	Ambient Room Readings (Clockwise from South to North)	0.00
0022	A-08	8/27/2024	12:18	72	67	A	Ambient Room Readings (Clockwise from South to North)	0.00
0022	A-09	8/27/2024	12:18	72	67	A	Ambient Room Readings (Clockwise from South to North)	0.00

Building: Natural Science Building, Phase I							Survey Conducted By: Matt Holquist, Rachele Anthony, Robert Swick	
Location: SUNY Purchase							Project Name/Location: Renovate Natural Science Building Phase I/SUNY Purchase	
Project Number: 20186							Instrument: Jerome J405 Serial #: 40500555	
Zero Test: Start Jerome where no Mercury Vapor is present and reading should be Zero micrograms/cubic meter ($\mu\text{g}/\text{m}^3$)								
Sample Type: A=Ambient, conducted approximately 1 meter from the floor. S=Specific Location, conducted approximately 0.1 meter from the surface.								
Detection Limit (DL) for this unit is 0.01 micrograms/cubic meter ($\mu\text{g}/\text{m}^3$)								
Any reading less than 0.01 micrograms/cubic meter ($\mu\text{g}/\text{m}^3$) including 0 micrograms/cubic meter ($\mu\text{g}/\text{m}^3$) is considered <DL $\mu\text{g}/\text{m}^3$								
Room #	Location ID	Date	Time	Temp (°F)	Relative Humidity (%)	Sample Type	Notes	Results ($\mu\text{g}/\text{m}^3$)
0022	A-10	8/27/2024	12:19	72	67	A	Ambient Room Readings (Clockwise from South to North)	0.00
0022	A-11	8/27/2024	12:19	72	67	A	Ambient Room Readings (Clockwise from South to North)	0.00
0022	A-12	8/27/2024	12:20	72	67	A	Ambient Room Readings (Clockwise from South to North)	0.00
0022	USWR-01	8/27/2024	12:20	72	67	S	Under Shelving West Row (South to North)	0.00
0022	USWR-02	8/27/2024	12:21	72	67	S	Under Shelving West Row (South to North)	0.00
0022	USWR-03	8/27/2024	12:21	72	67	S	Under Shelving West Row (South to North)	0.00
0022	USWR-04	8/27/2024	12:22	72	67	S	Under Shelving West Row (South to North)	0.00
0022	USMR-01	8/27/2024	12:22	72	67	S	Under Shelving Middle Row (Clockwise North to South)	0.00
0022	USMR-02	8/27/2024	12:23	72	67	S	Under Shelving Middle Row (Clockwise North to South)	0.00
0022	USMR-03	8/27/2024	12:23	72	67	S	Under Shelving Middle Row (Clockwise North to South)	0.00
0022	USMR-04	8/27/2024	12:24	72	67	S	Under Shelving Middle Row (Clockwise North to South)	0.00
0022	USMR-05	8/27/2024	12:24	72	67	S	Under Shelving Middle Row (Clockwise North to South)	0.00
0022	USMR-06	8/27/2024	12:25	72	67	S	Under Shelving Middle Row (Clockwise North to South)	0.00
0022	USMR-07	8/27/2024	12:25	72	67	S	Under Shelving Middle Row (Clockwise North to South)	0.00
0022	USMR-08	8/27/2024	12:25	72	67	S	Under Shelving Middle Row (Clockwise North to South)	0.00
0022	USER-01	8/27/2024	12:26	72	67	S	Under Shelving Middle Row (Clockwise North to South)	0.00
0022	USER-02	8/27/2024	12:26	72	67	S	Under Shelving Middle Row (Clockwise North to South)	0.00
0022	USER-03	8/27/2024	12:26	72	67	S	Under Shelving Middle Row (Clockwise North to South)	0.00
0022	USER-04	8/27/2024	12:27	72	67	S	Under Shelving Middle Row (Clockwise North to South)	0.00
0022	USER-05	8/27/2024	12:27	72	67	S	Under Shelving Middle Row (Clockwise North to South)	0.00
0022	USER-06	8/27/2024	12:27	72	67	S	Under Shelving Middle Row (Clockwise North to South)	0.00
0022	USER-07	8/27/2024	12:28	72	67	S	Under Shelving Middle Row (Clockwise North to South)	0.00
0022	USER-08	8/27/2024	12:28	72	67	S	Under Shelving Middle Row (Clockwise North to South)	0.00
0022A	A-01	8/27/2024	12:29	72	70	A	Ambient Room Readings (SE Door on East Wall, South to North)	0.00
0022A	A-02	8/27/2024	12:30	72	70	A	Ambient Room Readings (SE Door on East Wall, South to North)	0.00
0022A	USWS-01	8/27/2024	12:31	72	70	S	Under South Wall Shelving	0.00
0022A	UNWS-01	8/27/2024	12:32	72	70	S	Under North Wall Shelving (East to West)	0.00
0022A	UNWS-02	8/27/2024	12:32	72	70	S	Under North Wall Shelving (East to West)	0.00
0022A	UG-01	8/27/2024	12:34	72	70	S	Under Grate at Door on East Side	0.00
0022B	A-01	8/27/2024	12:41	72	70	A	Ambient Room Readings (NE Door on East Wall, North to South)	0.00
0022B	A-02	8/27/2024	12:41	72	70	A	Ambient Room Readings (North to South, from Door on East Wall at NE end) Consistent elevated readings ranging between 1.76 to 1.77.	1.77
0022B	UEWS-01	8/27/2024	12:42	72	70	S	Under East Wall Shelving	0.00
0022B	UWWS-01	8/27/2024	12:43	72	70	S	Under West Wall Shelving (South to North) (SW corner shelf) Consistent elevated readings ranging between 5.01 to 6.74.	6.74
0022B	UWWS-02	8/27/2024	12:44	72	70	S	Under West Wall Shelving (South to North) (Northernmost shelf along the west wall) Consistent elevated readings ranging between 14.02 to 16.05.	16.05
0022B	UG-01	8/27/2024	12:45	72	70	S	Under Grate at Door on East Side Consistent elevated readings ranging between 0.73 to 1.45.	1.45
0022B	FHD-01	8/27/2024	12:45	72	70	S	Cabinet under Fume Hood	0.00
0022C	A-01	8/27/2024	12:46	72	72	A	Ambient Room Readings (Clockwise, West to East)	0.00
0022C	A-02	8/27/2024	12:46	72	72	A	Ambient Room Readings (Clockwise, West to East)	0.00
0022C	A-03	8/27/2024	12:47	72	72	A	Ambient Room Readings (Clockwise, West to East)	0.00
0022C	A-04	8/27/2024	12:47	72	72	A	Ambient Room Readings (Clockwise, West to East)	0.00
0022C	A-05	8/27/2024	12:48	72	72	A	Ambient Room Readings (Clockwise, West to East)	0.00
0022C	A-06	8/27/2024	12:48	72	72	A	Ambient Room Readings (Clockwise, West to East)	0.00
0022C	US-01	8/27/2024	12:49	72	72	S	Under Shelving (Clockwise West to East)	0.00
0022C	US-02	8/27/2024	12:49	72	72	S	Under Shelving (Clockwise West to East)	0.00
0022C	US-03	8/27/2024	12:50	72	72	S	Under Shelving (Clockwise West to East)	0.00
0022C	US-04	8/27/2024	12:50	72	72	S	Under Shelving (Clockwise West to East)	0.00
0022C	US-05	8/27/2024	12:51	72	72	S	Under Shelving (Clockwise West to East)	0.00
0022C	US-06	8/27/2024	12:51	72	72	S	Under Shelving (Clockwise West to East)	0.00
0022C	US-07	8/27/2024	12:52	72	72	S	Under Shelving (Clockwise West to East)	0.00
0022C	US-08	8/27/2024	12:52	72	72	S	Under Shelving (Clockwise West to East)	0.00
0022C	US-09	8/27/2024	12:53	72	72	S	Under Shelving (Clockwise West to East)	0.00
0022C	US-10	8/27/2024	12:53	72	72	S	Under Shelving (Clockwise West to East)	0.00
0022C	UG-01	8/27/2024	12:54	72	72	S	Under Grate In Middle of Room (North to South)	0.00
0022C	UG-02	8/27/2024	12:54	72	72	S	Under Grate In Middle of Room (North to South)	0.00
0022C	UG-03	8/27/2024	12:54	72	72	S	Under Grate at Doorway at SW corner of Room	0.00
0022C	FHD-01	8/27/2024	12:55	72	72	S	Cabinet under Fume Hood	0.00
0022D	A-01	8/27/2024	12:56	73	63	A	Ambient Room Readings (From South to North)	0.00
0022D	A-02	8/27/2024	12:57	73	63	A	Ambient Room Readings (From South to North)	0.00
0022D	A-03	8/27/2024	12:57	73	63	A	Ambient Room Readings (From South to North)	0.00
0022D	A-04	8/27/2024	12:58	73	63	A	Ambient Room Readings (From South to North)	0.00
0022D	A-05	8/27/2024	12:58	73	63	A	Ambient Room Readings (From South to North)	0.00
0022D	A-06	8/27/2024	12:59	73	63	A	Ambient Room Readings (From South to North)	0.00
0022D	A-07	8/27/2024	12:59	73	63	A	Ambient Room Readings (From South to North)	0.00
0022D	A-08	8/27/2024	13:00	73	63	A	Ambient Room Readings (From South to North)	0.00
0022D	A-09	8/27/2024	13:00	73	63	A	Ambient Room Readings (From South to North)	0.00
0022D	A-10	8/27/2024	13:01	73	63	A	Ambient Room Readings (From South to North)	0.00
0022D	UWRS-01	8/27/2024	13:01	73	63	S	Under West Row Shelving (Clockwise)	0.00
0022D	UWRS-02	8/27/2024	13:02	73	63	S	Under West Row Shelving (Clockwise)	0.00
0022D	UWRS-03	8/27/2024	13:02	73	63	S	Under West Row Shelving (Clockwise)	0.00
0022D	UWRS-04	8/27/2024	13:03	73	63	S	Under West Row Shelving (Clockwise)	0.00
0022D	UWRS-05	8/27/2024	13:03	73	63	S	Under West Row Shelving (Clockwise)	0.00
0022D	UWRS-06	8/27/2024	13:04	73	63	S	Under West Row Shelving (Clockwise)	0.00
0022D	UMRS-01	8/27/2024	13:04	73	63	S	Under Middle Row Shelving (Clockwise)	0.00
0022D	UMRS-02	8/27/2024	13:05	73	63	S	Under Middle Row Shelving (Clockwise)	0.00
0022D	UMRS-03	8/27/2024	13:05	73	63	S	Under Middle Row Shelving (Clockwise)	0.00
0022D	UMRS-04	8/27/2024	13:06	73	63	S	Under Middle Row Shelving (Clockwise)	0.00

Building: Natural Science Building, Phase I							Survey Conducted By: Matt Holquist, Rachele Anthony, Robert Swick	
Location: SUNY Purchase							Project Name/Location: Renovate Natural Science Building Phase I/SUNY Purchase	
Project Number: 20186							Instrument: Jerome J405 Serial #: 40500555	
Zero Test: Start Jerome where no Mercury Vapor is present and reading should be Zero micrograms/cubic meter ($\mu\text{g}/\text{m}^3$)								
Sample Type: A=Ambient, conducted approximately 1 meter from the floor. S=Specific Location, conducted approximately 0.1 meter from the surface.								
Detection Limit (DL) for this unit is 0.01 micrograms/cubic meter ($\mu\text{g}/\text{m}^3$)								
Any reading less than 0.01 micrograms/cubic meter ($\mu\text{g}/\text{m}^3$) including 0 micrograms/cubic meter ($\mu\text{g}/\text{m}^3$) is considered <DL $\mu\text{g}/\text{m}^3$								
Room #	Location ID	Date	Time	Temp (°F)	Relative Humidity (%)	Sample Type	Notes	Results ($\mu\text{g}/\text{m}^3$)
0022D	UMRS-05	8/27/2024	13:06	73	63	S	Under Middle Row Shelving (Clockwise)	0.00
0022D	UMRS-06	8/27/2024	13:07	73	63	S	Under Middle Row Shelving (Clockwise)	0.00
0022D	UERS-01	8/27/2024	13:07	73	63	S	Under East Row Shelving (Clockwise)	0.00
0022D	UERS-02	8/27/2024	13:08	73	63	S	Under East Row Shelving (Clockwise)	0.00
0022D	UERS-03	8/27/2024	13:08	73	63	S	Under East Row Shelving (Clockwise)	0.00
0022D	UERS-04	8/27/2024	13:08	73	63	S	Under East Row Shelving (Clockwise)	0.00
0022D	UERS-05	8/27/2024	13:09	73	63	S	Under East Row Shelving (Clockwise)	0.00
0022D	UERS-06	8/27/2024	13:09	73	63	S	Under East Row Shelving (Clockwise)	0.00
0022D	USWS-01	8/27/2024	13:09	73	63	S	Under South Wall Shelving (From East to West)	0.00
0022D	USWS-02	8/27/2024	13:10	73	63	S	Under South Wall Shelving (From East to West)	0.00
0022D	UG-01	8/27/2024	13:10	73	63	S	Under Grate at Door at SW corner	0.00
0020	A-01	8/27/2024	13:38	77	53	A	Ambient Room Readings (Clockwise) (from South to North)	0.00
0020	A-02	8/27/2024	13:38	77	53	A	Ambient Room Readings (Clockwise) (from South to North)	0.00
0020	A-03	8/27/2024	13:38	77	53	A	Ambient Room Readings (Clockwise) (from South to North)	0.00
0020	A-04	8/27/2024	13:39	77	53	A	Ambient Room Readings (Clockwise) (from South to North)	0.00
0020	0020-01	8/27/2024	13:39	77	53	S	Lab Tables Drawers and Cabinets (As Numbered)	0.00
0020	0020-02	8/27/2024	13:39	77	53	S	Lab Tables Drawers and Cabinets (As Numbered)	0.00
0020	0020-03	8/27/2024	13:40	77	53	S	Lab Tables Drawers and Cabinets (As Numbered)	0.00
0020	0020-04	8/27/2024	13:40	77	53	S	Lab Tables Drawers and Cabinets (As Numbered)	0.00
0020	0020-05	8/27/2024	13:41	77	53	S	Lab Tables Drawers and Cabinets (As Numbered)	0.00
0020	0020-06	8/27/2024	13:41	77	53	S	Lab Tables Drawers and Cabinets (As Numbered)	0.00
0020	0020-07	8/27/2024	13:42	77	53	S	Lab Tables Drawers and Cabinets (As Numbered)	0.00
0020	0020-08	8/27/2024	13:42	77	53	S	Lab Tables Drawers and Cabinets (As Numbered)	0.00
0020	0020-09	8/27/2024	13:43	77	53	S	Lab Tables Drawers and Cabinets (As Numbered)	0.00
0020	0020-10	8/27/2024	13:43	77	53	S	Lab Tables Drawers and Cabinets (As Numbered)	0.00
0020	0020-11	8/27/2024	13:44	77	53	S	Lab Tables Drawers and Cabinets (As Numbered)	0.00
0020	ELUS-01	8/27/2024	13:44	77	53	S	East Lab Table Cabinet Under Sink	0.00
0020	C-1	8/27/2024	13:45	77	53	S	Cupboards (East Wall) (South to North)	0.00
0020	C-2	8/27/2024	13:45	77	53	S	Cupboards (East Wall) (South to North)	0.00
0020	UFLT-01	8/27/2024	13:46	77	53	S	Under East Lab Table (North to South)	0.00
0020	UFLT-02	8/27/2024	13:46	77	53	S	Under East Lab Table (North to South)	0.00
0044	A-01	8/27/2024	13:56	77	53	A	Ambient Reading in Center of Room	0.00
0044	FHD-01	8/27/2024	13:56	77	53	S	Cabinet under Fume Hood	0.00
0044	0044-01	8/27/2024	13:57	77	53	S	Lab Tables Drawers and Cabinets (As Numbered)	0.00
0044	0044-02	8/27/2024	13:57	77	53	S	Lab Tables Drawers and Cabinets (As Numbered)	0.00
0044	0044-03	8/27/2024	13:58	77	53	S	Lab Tables Drawers and Cabinets (As Numbered)	0.00
0044	0044-04	8/27/2024	13:58	77	53	S	Lab Tables Drawers and Cabinets (As Numbered)	0.00
0044	0044-05	8/27/2024	13:59	77	53	S	Lab Tables Drawers and Cabinets (As Numbered)	0.00
0044	0044-06	8/27/2024	13:59	77	53	S	Lab Tables Drawers and Cabinets (As Numbered)	0.00
0044	0044-07	8/27/2024	14:00	77	53	S	Lab Tables Drawers and Cabinets (As Numbered)	0.00
0044	0044-08	8/27/2024	14:00	77	53	S	Lab Tables Drawers and Cabinets (As Numbered)	0.00
0044	UWLT-01	8/27/2024	14:01	77	53	S	Under West Lab Table (South to North)	0.00
0044	UWLT-02	8/27/2024	14:01	77	53	S	Under West Lab Table (South to North)	0.00
0040	A-01	8/27/2024	14:07	75	55	A	Ambient Room Readings (Clockwise) (from East to West)	0.00
0040	A-02	8/27/2024	14:07	75	55	A	Ambient Room Readings (Clockwise) (from East to West)	0.00
0040	A-03	8/27/2024	14:07	75	55	A	Ambient Room Readings (Clockwise) (from East to West)	0.00
0040	A-04	8/27/2024	14:08	75	55	A	Ambient Room Readings (Clockwise) (from East to West)	0.00
0040	MC-01	8/27/2024	14:08	75	55	S	Missing Cabinet on South Wall (East to West)	0.00
0040	LT-01	8/27/2024	14:09	75	55	S	Lab Table Drawers and Cabinets (South Wall from East to West)	0.00
0040	LT-02	8/27/2024	14:09	75	55	S	Lab Table Drawers and Cabinets (South Wall from East to West)	0.00
0040	LT-03	8/27/2024	14:10	75	55	S	Lab Table Drawers and Cabinets (South Wall from East to West)	0.00
0040	LT-04	8/27/2024	14:10	75	55	S	Lab Table Drawers and Cabinets (South Wall from East to West)	0.00
0040	LT-05	8/27/2024	14:11	75	55	S	Lab Table Drawers and Cabinets (South Wall from East to West)	0.00
0040	LT-06	8/27/2024	14:11	75	55	S	Lab Table Drawers and Cabinets (South Wall from East to West)	0.00
0040	LT-07	8/27/2024	14:12	75	55	S	Lab Table Drawers and Cabinets (South Wall from East to West)	0.00
0040	LT-08	8/27/2024	14:12	75	55	S	Lab Table Drawers and Cabinets (South Wall from East to West)	0.00
0040	LT-09	8/27/2024	14:13	75	55	S	Lab Table Drawers and Cabinets (South Wall from East to West)	0.00
0040	LT-10	8/27/2024	14:13	75	55	S	Lab Table Drawers and Cabinets (South Wall from East to West)	0.00
0040	LT-11	8/27/2024	14:14	75	55	S	Lab Table Drawers and Cabinets (South Wall from East to West)	0.00
0040	MC-02	8/27/2024	14:14	75	55	S	Missing Cabinet on South Wall (East to West)	0.00
0040	LT-12	8/27/2024	14:15	75	55	S	Lab Table Drawers and Cabinets (South Wall from East to West)	0.00
0040	LT-13	8/27/2024	14:15	75	55	S	Lab Table Drawers and Cabinets (South Wall from East to West)	0.00
0040	LT-14	8/27/2024	14:16	75	55	S	Lab Table Drawers and Cabinets (South Wall from East to West)	0.00
0040	LT-15	8/27/2024	14:16	75	55	S	Lab Table Drawers and Cabinets (South Wall from East to West)	0.00
0040	LT-16	8/27/2024	14:17	75	55	S	Lab Table Drawers and Cabinets (South Wall from East to West)	0.00
0040	LT-17	8/27/2024	14:17	75	55	S	Lab Table Drawers and Cabinets (South Wall from East to West)	0.00
0040	LT-18	8/27/2024	14:18	75	55	S	Lab Table Drawers and Cabinets (South Wall from East to West)	0.00
0040	MC-03	8/27/2024	14:18	75	55	S	Missing Cabinet on South Wall (East to West)	0.00
0040	LT-19	8/27/2024	14:19	75	55	S	Lab Table Drawers and Cabinets (South Wall from East to West)	0.00
0040	LT-20	8/27/2024	14:19	75	55	S	Lab Table Drawers and Cabinets (South Wall from East to West)	0.00
0040	SLUS-01	8/27/2024	14:20	75	55	S	South Lab Table Cabinet Under Sink	0.00
0040	FHD-01	8/27/2024	14:20	75	55	S	Cabinet under Fume Hood	0.00
0040	C-1	8/27/2024	14:21	75	55	S	Cupboards (South Wall) (East to West)	0.00
0040	C-2	8/27/2024	14:21	75	55	S	Cupboards (South Wall) (East to West)	0.00
0040	C-3	8/27/2024	14:22	75	55	S	Cupboards (South Wall) (East to West)	0.00
0040	C-4	8/27/2024	14:22	75	55	S	Cupboards (South Wall) (East to West)	0.00
0040	C-5	8/27/2024	14:23	75	55	S	Cupboards (South Wall) (East to West)	0.00
0040	USLT-01	8/27/2024	14:23	75	55	S	Under South Lab Table (East to West)	0.00
0040	USLT-02	8/27/2024	14:24	75	55	S	Under South Lab Table (East to West)	0.00
0040	USLT-03	8/27/2024	14:24	75	55	S	Under South Lab Table (East to West)	0.00
0040	USLT-04	8/27/2024	14:25	75	55	S	Under South Lab Table (East to West)	0.00

Building: Natural Science Building, Phase I							Survey Conducted By: Matt Holquist, Rachele Anthony, Robert Swick	
Location: SUNY Purchase							Project Name/Location: Renovate Natural Science Building Phase I/SUNY Purchase	
Project Number: 20186							Instrument: Jerome J405 Serial #: 40500555	
Zero Test: Start Jerome where no Mercury Vapor is present and reading should be Zero micrograms/cubic meter ($\mu\text{g}/\text{m}^3$)								
Sample Type: A=Ambient, conducted approximately 1 meter from the floor. S=Specific Location, conducted approximately 0.1 meter from the surface.								
Detection Limit (DL) for this unit is 0.01 micrograms/cubic meter ($\mu\text{g}/\text{m}^3$)								
Any reading less than 0.01 micrograms/cubic meter ($\mu\text{g}/\text{m}^3$) including 0 micrograms/cubic meter ($\mu\text{g}/\text{m}^3$) is considered <DL $\mu\text{g}/\text{m}^3$								
Room #	Location ID	Date	Time	Temp (°F)	Relative Humidity (%)	Sample Type	Notes	Results ($\mu\text{g}/\text{m}^3$)
0005	A-01	8/27/2024	14:35	75	58	A	Ambient Room Readings (Clockwise) (from South to North)	0.00
0005	A-02	8/27/2024	14:35	75	58	A	Ambient Room Readings (Clockwise) (from South to North)	0.00
0005	A-03	8/27/2024	14:36	75	58	A	Ambient Room Readings (Clockwise) (from South to North)	0.00
0005	A-04	8/27/2024	14:37	75	58	A	Ambient Room Readings (Clockwise) (from South to North)	0.00
0005	A-05	8/27/2024	14:37	75	58	A	Ambient Room Readings (Clockwise) (from South to North)	0.00
0005	A-06	8/27/2024	14:38	75	58	A	Ambient Room Readings (Clockwise) (from South to North)	0.00
0005	A-07	8/27/2024	14:39	75	58	A	Ambient Room Readings (Clockwise) (from South to North)	0.00
0005	A-08	8/27/2024	14:40	75	58	A	Ambient Room Readings (Clockwise) (from South to North)	0.00
0005	0005-01	8/27/2024	14:41	75	58	S	Lab Tables Drawers and Cabinets (As Numbered)	0.00
0005	0005-02	8/27/2024	14:42	75	58	S	Lab Tables Drawers and Cabinets (As Numbered)	0.00
0005	C-1	8/27/2024	14:43	75	58	S	Cupboards (West Wall) (South to North)	0.00
0005	C-2	8/27/2024	14:44	75	58	S	Cupboards (West Wall) (South to North)	0.00
0005	UWLT-01	8/27/2024	14:45	75	58	S	Under West Lab Table (South to North)	0.00
0005	UWLT-02	8/27/2024	14:46	75	58	S	Under West Lab Table (South to North) (Under Cabinet 0005-02) Readings from 1.45 to 3.42.	3.42
0005	DDNW-01	8/27/2024	14:47	75	58	S	Desk Drawer along North Wall	0.00
0005	DDEW-01	8/27/2024	14:48	75	58	S	Desk Drawer along East Wall	0.00
0005	CSW-01	8/27/2024	14:49	75	58	S	Cabinet Along South Wall	0.00
0005	CI-01	8/27/2024	14:50	75	58	S	Cabinet Under Island near North Wall	0.00
0006	A-01	8/27/2024	14:54	72	65	A	Ambient Room Readings (Clockwise) (from East to West)	0.00
0006	A-02	8/27/2024	14:54	72	65	A	Ambient Room Readings (Clockwise) (from East to West)	0.00
0006	0006-01	8/27/2024	14:55	72	65	S	Lab Tables Drawers and Cabinets (As Numbered)	0.00
0006	0006-02	8/27/2024	14:55	72	65	S	Lab Tables Drawers and Cabinets (As Numbered)	0.00
0006	0006-03	8/27/2024	14:56	72	65	S	Lab Tables Drawers and Cabinets (As Numbered)	0.00
0006	0006-04	8/27/2024	14:56	72	65	S	Lab Tables Drawers and Cabinets (As Numbered)	0.00
0006	0006-05	8/27/2024	14:57	72	65	S	Lab Tables Drawers and Cabinets (As Numbered)	0.00
0006	0006-06	8/27/2024	14:57	72	65	S	Lab Tables Drawers and Cabinets (As Numbered)	0.00
0006	0006-07	8/27/2024	14:58	72	65	S	Lab Tables Drawers and Cabinets (As Numbered)	0.00
0006	0006-08	8/27/2024	14:58	72	65	S	Lab Tables Drawers and Cabinets (As Numbered)	0.00
0006	0006-09	8/27/2024	14:59	72	65	S	Lab Tables Drawers and Cabinets (As Numbered)	0.00
0006	0006-10	8/27/2024	14:59	72	65	S	Lab Tables Drawers and Cabinets (As Numbered)	0.00
0006	0006-11	8/27/2024	15:00	72	65	S	Lab Tables Drawers and Cabinets (As Numbered)	0.00
0006	0006-12	8/27/2024	15:00	72	65	S	Lab Tables Drawers and Cabinets (As Numbered)	0.00
0006	0006-13	8/27/2024	15:01	72	65	S	Lab Tables Drawers and Cabinets (As Numbered)	0.00
0006	C-1	8/27/2024	15:01	72	65	S	Cupboards (South Wall) (East to West)	0.00
0006	C-2	8/27/2024	15:02	72	65	S	Cupboards (South Wall) (East to West)	0.00
0006	C-3	8/27/2024	15:02	72	65	S	Cupboards (South Wall) (East to West)	0.00
0006	C-4	8/27/2024	15:03	72	65	S	Cupboards (South Wall) (East to West)	0.00
0006	USLT-01	8/27/2024	15:03	72	65	S	Under South Lab Table (East to West)	0.00
0006	USLT-02	8/27/2024	15:04	72	65	S	Under South Lab Table (East to West)	0.00
0006	UES-01	8/27/2024	15:04	72	65	S	Under East Wall Shelving	0.00
0006	UWS-01	8/27/2024	15:05	72	65	S	Under West Wall Shelving	0.00
0006	CNW-01	8/27/2024	15:06	72	65	S	Cabinet Along North Wall	0.00
0007	A-01	8/27/2024	15:07	72	63	A	Ambient Room Readings (Clockwise) (from East to West)	0.00
0007	A-02	8/27/2024	15:07	72	63	A	Ambient Room Readings (Clockwise) (from East to West)	0.00
0007	USWL-01	8/27/2024	15:08	72	63	S	Under South Wall Lockers (East to West)	0.00
0007	USWL-02	8/27/2024	15:08	72	63	S	Under South Wall Lockers (East to West)	0.00
0007	USWL-03	8/27/2024	15:09	72	63	S	Under South Wall Lockers (East to West)	0.00
0007	UWWT-01	8/27/2024	15:09	72	63	S	Under West Wall Trim	0.00
0007	UNWL-01	8/27/2024	15:10	72	63	S	Under North Wall Lockers (West to East)	0.00
0007	UNWL-02	8/27/2024	15:11	72	63	S	Under North Wall Lockers (West to East)	0.00
0008	A-01	8/27/2024	15:12	72	71	A	Ambient Room Reading (Center)	0.00
0008	CEW-01	8/27/2024	15:13	72	71	S	Cabinet along East Wall	0.00
0009	A-01	8/27/2024	15:14	72	71	A	Ambient Room Readings (Clockwise) (from South to North)	0.00
0009	A-02	8/27/2024	15:15	72	71	A	Ambient Room Readings (Clockwise) (from South to North)	0.00
0015	A-01	8/27/2024	15:28	73	62	A	Ambient Room Readings (Clockwise) (from West to East)	0.00
0015	A-02	8/27/2024	15:29	73	62	A	Ambient Room Readings (Clockwise) (from West to East)	0.00
0015	A-03	8/27/2024	15:29	73	62	A	Ambient Room Readings (Clockwise) (from West to East)	0.00
0015	A-04	8/27/2024	15:30	73	62	A	Ambient Room Readings (Clockwise) (from West to East)	0.00
0015	A-05	8/27/2024	15:30	73	62	A	Ambient Room Readings (Clockwise) (from North to South)	0.00
0015	A-06	8/27/2024	15:31	73	62	A	Ambient Room Readings (Clockwise) (from North to South)	0.00
0015	0015-01	8/27/2024	15:31	73	62	S	Lab Tables Drawers and Cabinets (As Numbered)	0.00
0015	0015-02	8/27/2024	15:32	73	62	S	Lab Tables Drawers and Cabinets (As Numbered)	0.00
0015	0015-03	8/27/2024	15:32	73	62	S	Lab Tables Drawers and Cabinets (As Numbered)	0.00
0015	0015-04	8/27/2024	15:33	73	62	S	Lab Tables Drawers and Cabinets (As Numbered)	0.00
0015	0015-05	8/27/2024	15:33	73	62	S	Lab Tables Drawers and Cabinets (As Numbered)	0.00
0015	0015-06	8/27/2024	15:34	73	62	S	Lab Tables Drawers and Cabinets (As Numbered)	0.00
0015	0015-07	8/27/2024	15:34	73	62	S	Lab Tables Drawers and Cabinets (As Numbered)	0.00
0015	0015-08	8/27/2024	15:35	73	62	S	Lab Tables Drawers and Cabinets (As Numbered)	0.00
0015	0015-09	8/27/2024	15:35	73	62	S	Lab Tables Drawers and Cabinets (As Numbered)	0.00
0015	0015-10	8/27/2024	15:36	73	62	S	Lab Tables Drawers and Cabinets (As Numbered)	0.00
0015	0015-11	8/27/2024	15:36	73	62	S	Lab Tables Drawers and Cabinets (As Numbered)	0.00
0015	0015-12	8/27/2024	15:37	73	62	S	Lab Tables Drawers and Cabinets (As Numbered)	0.00
0015	0015-13	8/27/2024	15:37	73	62	S	Lab Tables Drawers and Cabinets (As Numbered)	0.00
0015	0015-14	8/27/2024	15:38	73	62	S	Lab Tables Drawers and Cabinets (As Numbered)	0.00
0015	0015-15	8/27/2024	15:38	73	62	S	Lab Tables Drawers and Cabinets (As Numbered)	0.00
0015	0015-16	8/27/2024	15:39	73	62	S	Lab Tables Drawers and Cabinets (As Numbered)	0.00
0015	0015-17	8/27/2024	15:39	73	62	S	Lab Tables Drawers and Cabinets (As Numbered)	0.00
0015	0015-18	8/27/2024	15:40	73	62	S	Lab Tables Drawers and Cabinets (As Numbered)	0.00
0015	0015-19	8/27/2024	15:40	73	62	S	Lab Tables Drawers and Cabinets (As Numbered)	0.00
0015	0015-20	8/27/2024	15:41	73	62	S	Lab Tables Drawers and Cabinets (As Numbered)	0.00

Building: Natural Science Building, Phase I							Survey Conducted By: Matt Holquist, Rachele Anthony, Robert Swick	
Location: SUNY Purchase							Project Name/Location: Renovate Natural Science Building Phase I/SUNY Purchase	
Project Number: 20186							Instrument: Jerome J405 Serial #: 40500555	
Zero Test: Start Jerome where no Mercury Vapor is present and reading should be Zero micrograms/cubic meter ($\mu\text{g}/\text{m}^3$)								
Sample Type: A=Ambient, conducted approximately 1 meter from the floor. S=Specific Location, conducted approximately 0.1 meter from the surface.								
Detection Limit (DL) for this unit is 0.01 micrograms/cubic meter ($\mu\text{g}/\text{m}^3$)								
Any reading less than 0.01 micrograms/cubic meter ($\mu\text{g}/\text{m}^3$) including 0 micrograms/cubic meter ($\mu\text{g}/\text{m}^3$) is considered <DL $\mu\text{g}/\text{m}^3$								
Room #	Location ID	Date	Time	Temp (°F)	Relative Humidity (%)	Sample Type	Notes	Results ($\mu\text{g}/\text{m}^3$)
0015	0015-21	8/27/2024	15:41	73	62	S	Lab Tables Drawers and Cabinets (As Numbered)	0.00
0015	0015-22	8/27/2024	15:42	73	62	S	Lab Tables Drawers and Cabinets (As Numbered)	0.00
0015	0015-23	8/27/2024	15:42	73	62	S	Lab Tables Drawers and Cabinets (As Numbered)	0.00
0015	0015-24	8/27/2024	15:43	73	62	S	Lab Tables Drawers and Cabinets (As Numbered)	0.00
0015	0015-31	8/27/2024	15:43	73	62	S	Lab Tables Drawers and Cabinets (As Numbered) (Located East of 0015-24)	0.00
0015	FHD-01	8/27/2024	15:44	73	62	S	Cabinet Under Fume Hood (North to South)	0.00
0015	FHD-02	8/27/2024	15:44	73	62	S	Cabinet Under Fume Hood (North to South)	0.00
0015	UNLT-01	8/27/2024	15:45	73	62	S	Underneath North Lab Table (from West to East)	0.00
0015	UNLT-02	8/27/2024	15:45	73	62	S	Underneath North Lab Table (from West to East)	0.00
0015	UNLT-03	8/27/2024	15:46	73	62	S	Underneath North Lab Table (from West to East)	0.00
0015	UNLT-04	8/27/2024	15:46	73	62	S	Underneath North Lab Table (from West to East)	0.00
0015	UNLT-05	8/27/2024	15:47	73	62	S	Underneath North Lab Table (from West to East)	0.00
0015	UNLT-06	8/27/2024	15:47	73	62	S	Underneath North Lab Table (from West to East)	0.00
0015	UFHD-01	8/27/2024	15:48	73	62	S	Underneath Fume Hood	0.00
0015	UWWL-01	8/27/2024	15:48	73	62	S	Underneath West Wall Locker (from North to South)	0.00
0015	UWWL-02	8/27/2024	15:49	73	62	S	Underneath West Wall Locker (from North to South)	0.00
0015	0015-25	8/27/2024	15:49	73	62	S	Lab Tables Drawers and Cabinets (As Numbered)	0.00
0015	0015-26	8/27/2024	15:50	73	62	S	Lab Tables Drawers and Cabinets (As Numbered)	0.00
0015	0015-27	8/27/2024	15:51	73	62	S	Lab Tables Drawers and Cabinets (As Numbered)	0.00
0015	0015-28	8/27/2024	15:52	73	62	S	Lab Tables Drawers and Cabinets (As Numbered)	0.00
0015	0015-29	8/27/2024	15:52	73	62	S	Lab Tables Drawers and Cabinets (As Numbered)	0.00
0015	0015-30	8/27/2024	15:53	73	62	S	Lab Tables Drawers and Cabinets (As Numbered)	0.00
0015	UWLT-01	8/27/2024	15:53	73	62	S	Underneath West Lab Table	0.00
0027	A-01	8/27/2024	16:03	75	60	A	Ambient Room Readingsn (South to North)	0.00
0027	A-02	8/27/2024	16:04	75	60	A	Ambient Room Readingsn (South to North)	0.00
0027	LT-01	8/27/2024	16:05	75	60	S	Lab Tables Drawers and Cabinets (Clockwise from South to North)	0.00
0027	LT-02	8/27/2024	16:05	75	60	S	Lab Tables Drawers and Cabinets (Clockwise from South to North)	0.00
0027	LT-03	8/27/2024	16:06	75	60	S	Lab Tables Drawers and Cabinets (Clockwise from South to North)	0.00
0027	LT-04	8/27/2024	16:06	75	60	S	Lab Tables Drawers and Cabinets (Clockwise from South to North)	0.00
0027	LT-05	8/27/2024					Lab Tables Drawers and Cabinets (Clockwise from South to North)	LOCKED
0027	LT-06	8/27/2024	16:07	75	60	S	Lab Tables Drawers and Cabinets (Clockwise from South to North)	0.00
0027	LT-07	8/27/2024	16:08	75	60	S	Lab Tables Drawers and Cabinets (Clockwise from South to North)	0.00
0027	LT-08	8/27/2024	16:08	75	60	S	Lab Tables Drawers and Cabinets (Clockwise from South to North)	0.00
0027	LT-09	8/27/2024	16:09	75	60	S	Lab Tables Drawers and Cabinets (Clockwise from South to North)	0.00
0027	LT-10	8/27/2024	16:09	75	60	S	Lab Tables Drawers and Cabinets (Clockwise from South to North)	0.00
0027	LT-11	8/27/2024	16:10	75	60	S	Lab Tables Drawers and Cabinets (Clockwise from South to North)	0.00
0027	LT-12	8/27/2024	16:10	75	60	S	Lab Tables Drawers and Cabinets (Clockwise from South to North)	0.00
0027	LT-13	8/27/2024	16:11	75	60	S	Lab Tables Drawers and Cabinets (Clockwise from South to North)	0.00
0027	LT-14	8/27/2024	16:11	75	60	S	Lab Tables Drawers and Cabinets (Clockwise from South to North)	0.00
0027	LT-15	8/27/2024					Lab Tables Drawers and Cabinets (Clockwise from South to North)	LOCKED
0027	LT-16	8/27/2024					Lab Tables Drawers and Cabinets (Clockwise from South to North)	LOCKED
0027	LT-17	8/27/2024					Lab Tables Drawers and Cabinets (Clockwise from South to North)	LOCKED
0027	UWLT-05	8/27/2024	16:13	75	60	S	Underneath West Lab Table (from south to north)	0.00
0027	UWLT-05	8/27/2024	16:14	75	60	S	Underneath West Lab Table (from south to north)	0.00
1053	A-01	8/27/2024	16:25	75	60	A	Ambient Room Readings (West to East)	0.00
1053	A-02	8/27/2024	16:26	75	60	A	Ambient Room Readings (West to East)	0.00
1053	1053-01	8/27/2024	16:26	75	60	S	Lab Tables Drawers and Cabinets (As Numbered)	0.00
1053	1053-02	8/27/2024	16:27	75	60	S	Lab Tables Drawers and Cabinets (As Numbered)	0.00
1053	1053-03	8/27/2024	16:27	75	60	S	Lab Tables Drawers and Cabinets (As Numbered)	0.00
1053	1053-04	8/27/2024	16:28	75	60	S	Lab Tables Drawers and Cabinets (As Numbered)	0.00
1053	1053-05	8/27/2024	16:28	75	60	S	Lab Tables Drawers and Cabinets (As Numbered)	0.00
1053	1053-06	8/27/2024	16:29	75	60	S	Lab Tables Drawers and Cabinets (As Numbered)	0.00
1053	1053-07	8/27/2024	16:29	75	60	S	Lab Tables Drawers and Cabinets (As Numbered)	0.00
1053	1053-08	8/27/2024	16:30	75	60	S	Lab Tables Drawers and Cabinets (As Numbered)	0.00
1053	1053-09	8/27/2024	16:30	75	60	S	Lab Tables Drawers and Cabinets (As Numbered)	0.00
1053	1053-10	8/27/2024	16:31	75	60	S	Lab Tables Drawers and Cabinets (As Numbered)	0.00
1053	1053-11	8/27/2024	16:31	75	60	S	Lab Tables Drawers and Cabinets (As Numbered)	0.00
1053	1053-12	8/27/2024	16:32	75	60	S	Lab Tables Drawers and Cabinets (As Numbered)	0.00
1053	1053-13	8/27/2024	16:32	75	60	S	Lab Tables Drawers and Cabinets (As Numbered)	0.00
1053	1053-14	8/27/2024	16:33	75	60	S	Lab Tables Drawers and Cabinets (As Numbered)	0.00
1053	ULS-01	8/27/2024	16:33	75	60	S	Cabinet Under Lab Sink	0.00
1053	USLT-01	8/27/2024	16:34	75	60	S	Under South Lab Table (East to West)	0.00
1053	USLT-02	8/27/2024	16:34	75	60	S	Under South Lab Table (East to West)	0.00
1053	USLT-03	8/27/2024	16:35	75	60	S	Under South Lab Table (East to West)	0.00
1053	C-1	8/27/2024	16:35	75	60	S	Cupboards on South Wall (East To West)	0.00
1053	C-2	8/27/2024	16:36	75	60	S	Cupboards on South Wall (East To West)	0.00
1053	C-3	8/27/2024	16:36	75	60	S	Cupboards on South Wall (East To West)	0.00
1053	C-4	8/27/2024	16:37	75	60	S	Cupboards on South Wall (East To West)	0.00
1053	C-5	8/27/2024	16:38	75	60	S	Cupboards on South Wall (East To West)	0.00