

Central File: Update this text with Central file location  
Saved: 4/28/2023 10:30:14 AM Current Local File: C:\Users\doe123\Documents\SMNV 19453 SUNY Purchase R19 doe123@smnville.com.M

CAMPUS  
SECURITY  
UPGRADES  
PROJECT 2

IS A VIOLATION OF LAW FOR ANY PERSON, UNLESS THEY ARE  
UNDER THE DIRECTION OF A LICENSED PROFESSIONAL  
ENGINEER, ARCHITECT, LANDSCAPE ARCHITECT OR LAND  
SURVEYOR TO ALTER AN ITEM IN ANY WAY. IF AN ITEM BEARING THE  
SEAL OF A LICENSED PROFESSIONAL IS ALTERED, THE ALTERING  
ENGINEER, ARCHITECT, LANDSCAPE ARCHITECT OR LAND  
SURVEYOR SHALL STAMP THE DOCUMENT AND INCLUDE THE  
NOTATION "ALTERED BY:" FOLLOWED BY THEIR SIGNATURE,  
THE DATE OF SUCH ALTERATION, AND A SPECIFIC DESCRIPTION  
OF THE ALTERATION.

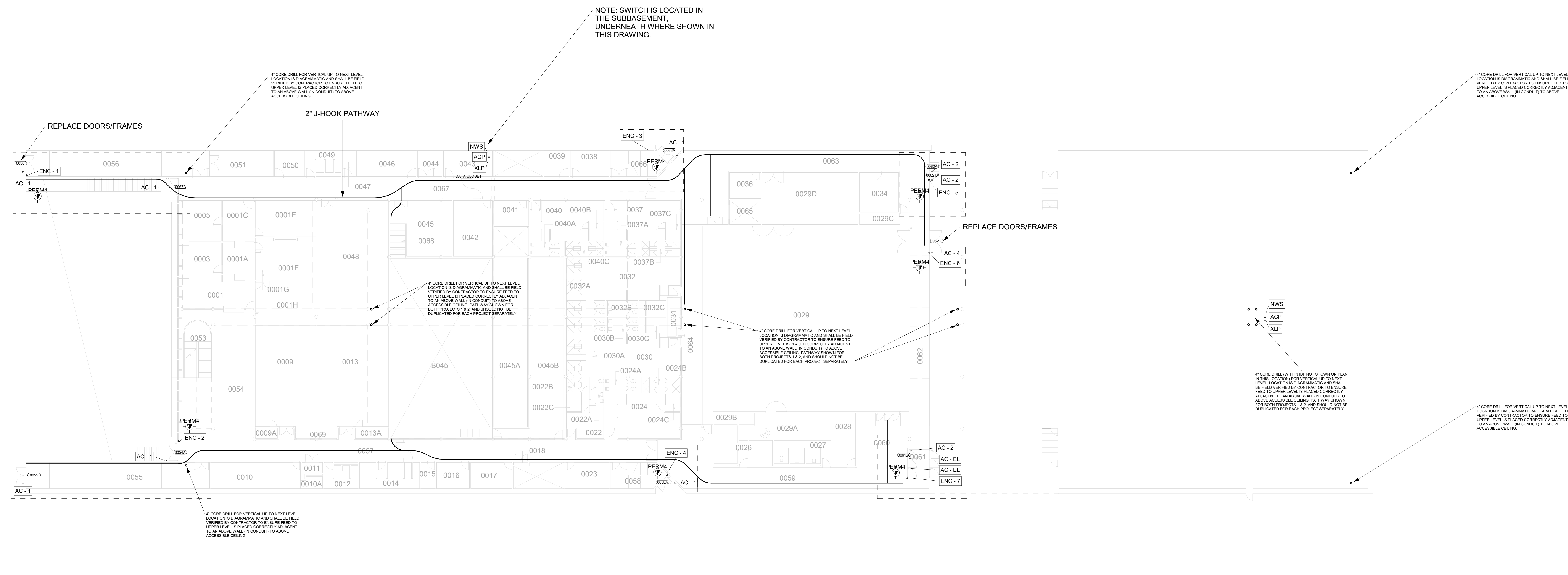
SUNY PURCHASE

No.	Submittal / Revision	App'd.	By	Date
-----	----------------------	--------	----	------

SECURITY - DANCE  
BASEMENT PLAN

Designed By: DG	Drawn By: DG	Checked By: AR
Issue Date: 04/28/2023	Project No: 19453	Scale: AS SHOWN

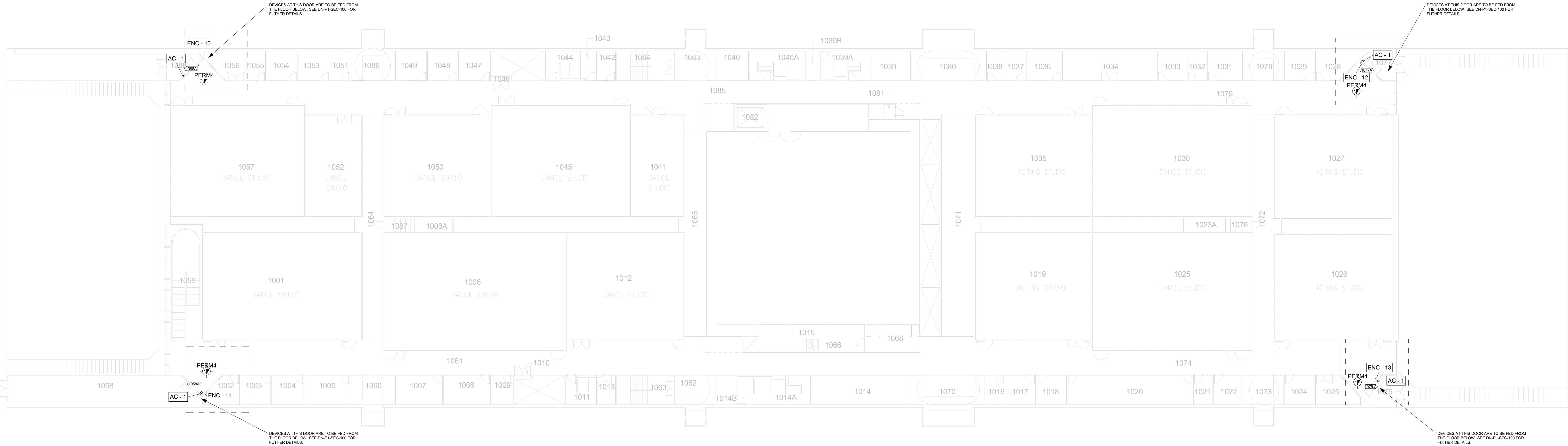
Drawing No:  
**DN-P1-SEC-100**



① DANCE- BASMENT PLAN - PROJECT 1  
1/16" = 1'-0"

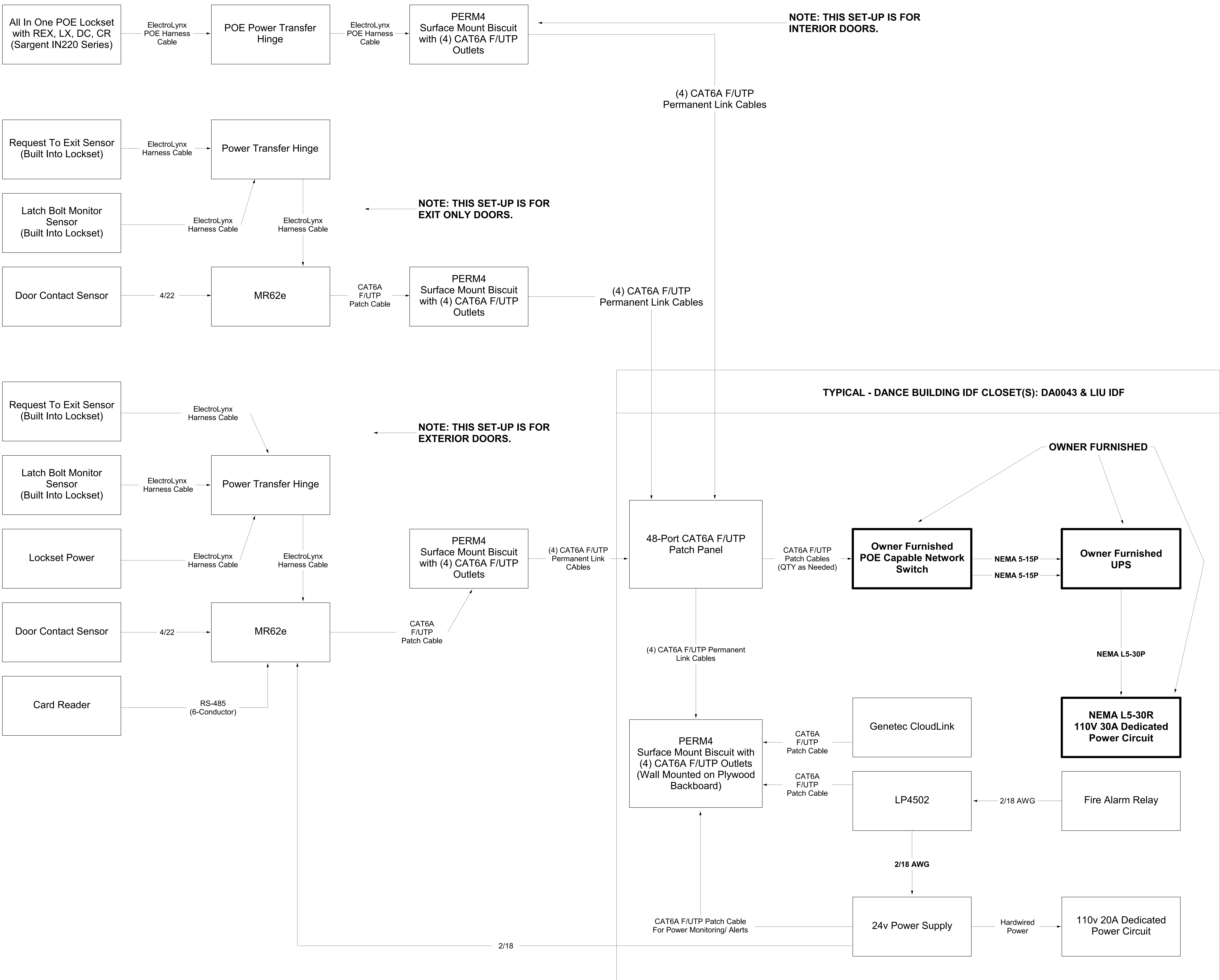
GENERAL NOTE:  
CONTRACTOR SHALL IDENTIFY ANY COMPONENTS WITHIN THE  
WALLS, FLOORS, AND/OR CEILINGS THAT MIGHT BE AN IMPEDIMENT  
TO INSTALLATION OF NEW DOORS, HARDWARE, OR COMPONENTS.

Central File: Update this text with Central file location  
Server: 4/28/2023 10:30:18 AM Current Local File: C:\Users\jagard\Documents\SMW - 19455 - SUNY Purchase - R19 - signed@smw.com.rvt



1 DANCE- LEVEL 1 - PROJECT 1  
1/16" = 1'-0"

GENERAL NOTE:  
CONTRACTOR SHALL IDENTIFY ANY COMPONENTS WITHIN THE  
WALLS, FLOORS, AND/OR CEILINGS THAT MIGHT BE AN IMPEDIMENT  
TO INSTALLATION OF NEW DOORS, HARDWARE, OR COMPONENTS.



Central File: Update this box with Central file location  
Saved: 4/28/2023 10:30:19 AM Current Local File: C:\Users\jgiddens\Documents\SMW - 19453 - SUNY Purchase - R19 - signed@smw.com.txt

CHA  
Drawing Copyright © 2020  
8 Wynton Drive, PO Box 1288  
Roseton, NY 11769-0288  
516.453.4392 www.chaonlinesales.com

kcbArchitecture  
417 Fifth Avenue  
New York, NY 10016  
Tel: (212) 725-6800  
Fax: (212) 725-0864  
www.smwllc.com

SM&W

PLAN NORTH

TRUE NORTH

1

BID SUBMISSION

04/28/2023

SECURITY RISER  
DIAGRAMS - DANCE

Designed By: DCS  
Issue Date: 04/28/2023  
Drawn By: DCS  
Project No: 19453  
Checked By: ARS  
Scale: AS SHOWN

Drawing No:  
**DN-P1-SEC-300**

Purchase College  
STATE UNIVERSITY OF NEW YORK

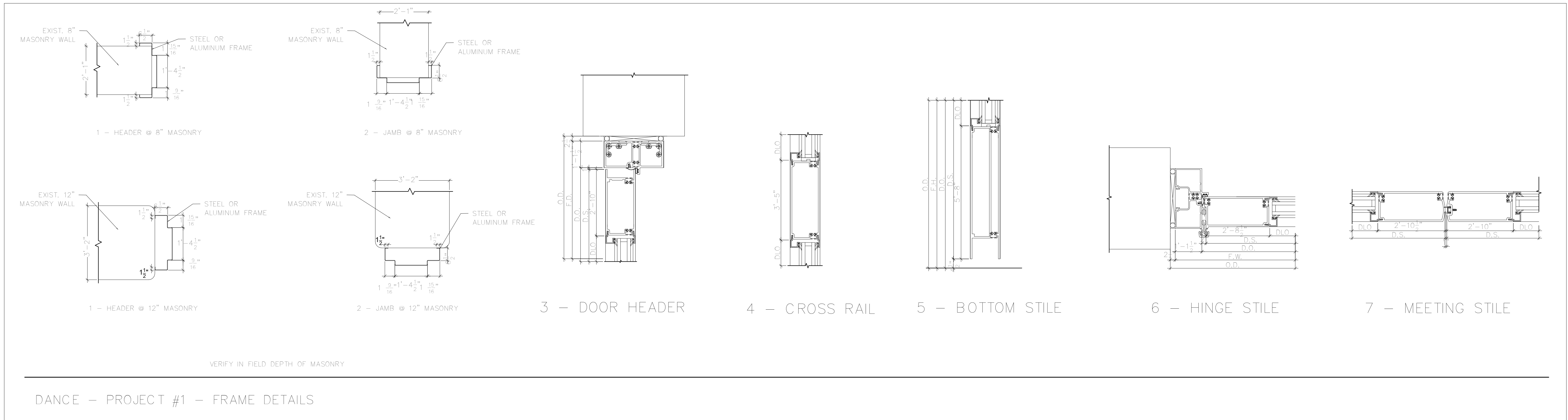
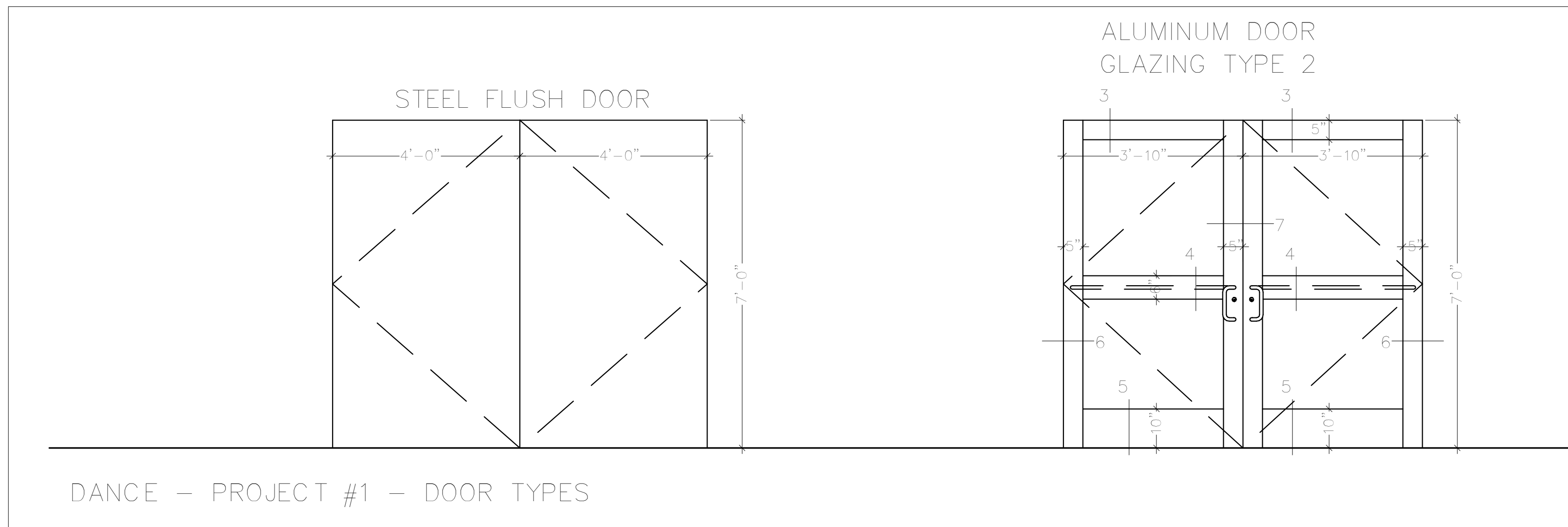
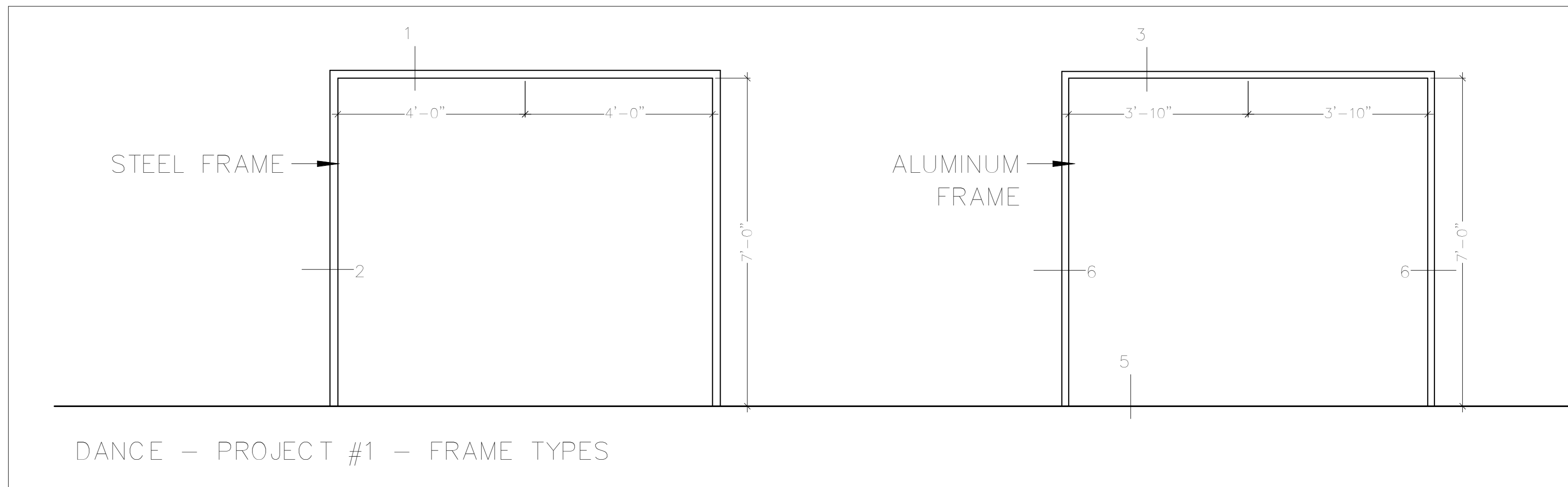
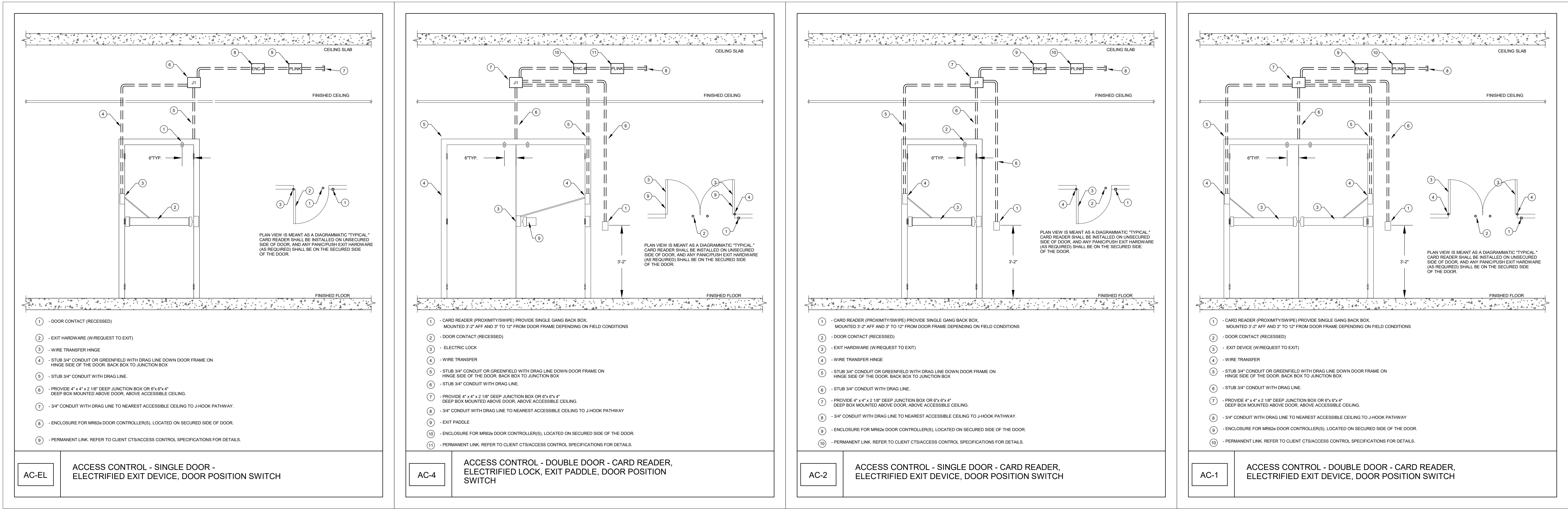
CAMPUS  
SECURITY  
UPGRADES  
PROJECT 2  
735 Anderson Hill Rd.  
Purchase, NY 10577

19453 - SUNY PURCHASE

19453 - SUNY PURCHASE



Central File: Update this text with Central file location  
Saved: 4/26/2023 10:32:21 AM Current Local File: C:\Users\jagard\Documents\SMW - 19455 - SUNY Purchase - R19 - agard@smwllc.com.rvt



GENERAL NOTE:  
IN FRAMES AND WALLS THAT ARE INACCESSIBLE FOR CONCEALED WIRING, PROVIDE SURFACE MOUNT RACEWAY.

IT IS A VIOLATION OF LAW FOR ANY PERSON, UNLESS THEY ARE ACTING UNDER THE DIRECTION OF A LICENSED PROFESSIONAL ENGINEER, ARCHITECT, LANDSCAPE ARCHITECT OR LAND SURVEYOR TO ALTER AN ITEM IN ANY WAY. IF AN ITEM BEARING THE STAMP OF A LICENSED PROFESSIONAL IS ALTERED, THE ALTERING ENGINEER, ARCHITECT, LANDSCAPE ARCHITECT OR LAND SURVEYOR SHALL STAMP THE DOCUMENT AND INCLUDE THE NOTATION "ALTERED BY" FOLLOWED BY THEIR SIGNATURE, THE DATE OF SUCH ALTERATION, AND A SPECIFIC DESCRIPTION OF THE ALTERATION.

SUNY PURCHASE

No.	Submittal / Revision	App'd.	By	Date
-----	----------------------	--------	----	------

1	BID SUBMISSION		04/28/2023
---	----------------	--	------------

SECURITY DEVICE  
SCHEDULE - DANCE

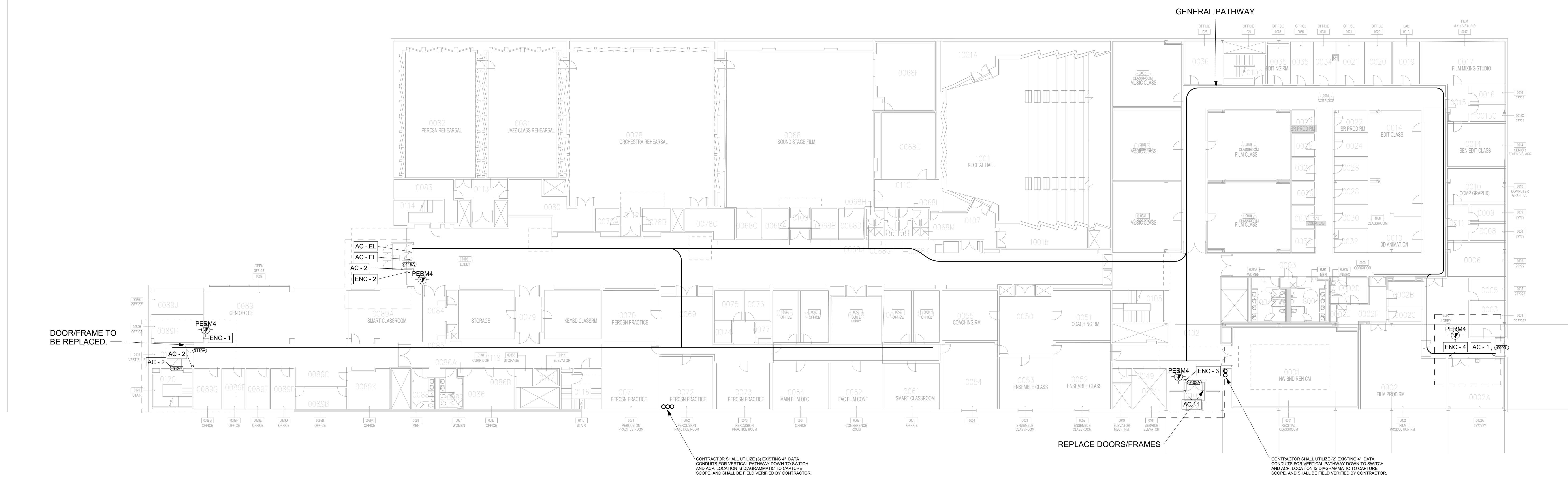
Designed By: KCB	Drawn By: KCB	Checked By: KCB
Issue Date: 04/28/2023	Project No: 19453	Scale: AS SHOWN

Drawing No:

**DN-P1-SEC-500**

SECURITY DEVICE SCHEDULE - PROJECT 1 - DANCE																			
BUILDING	FLOOR	PROJECT #	DOOR NUMBER	ROOM NUMBER	DEVICE SYMBOL/DETAIL	ENCLOSURE #	HARDWARE SET	TERMINATION LOCATION	SECURITY DEVICE		LOCK							Linked Openings	NOTES
									CARD READER	DOOR POSITION SWITCH	ELECTRIFIED EXIT DEVICE	ELECTRIC MORTISE LOCK	LATCH MONITOR	X-FER HINGE	REQUEST-TO-EXIT	INTERFACE AUTOMATIC DOOR OPENER			
										CONCEAL							IN LOCK		
DANCE	Basement	1	0067A	0067	AC-1	1	6	DN0043	1	2	2	1	2	2	2				
DANCE	Basement	1	0054A	0054	AC-1	2	6	DN0043	1	2	2	1	2	2	2				
DANCE	Basement	1	0066A	0066	AC-1	3	2	DN0043	1	2	2	1	2	2	2				
DANCE	Basement	1	0058A	0058	AC-1	4	7	DN0043	1	2	2	1	2	2	2				
DANCE	Basement	1	0056	0056	AC-1	1	6	DN0043	1	2	2	1	2	2	2				
DANCE	Basement	1	0055	0055	AC-1	2	6	DN0043	1	2	2	1	2	2	2				
DANCE	Basement	1	0061A	0061	AC-2	7	9	DN0043	1	1	1		1	1	1				
DANCE	Basement	1	0062B	0062	AC-2	5	3	DN0043	1	1	1		1	1	1				
DANCE	Basement	1	0062A	0063	AC-2	5	3	DN0043	1	1	1		1	1	1		123.456		
DANCE	Basement	1	0062.C	0062	AC-4	6	10	DN0043	1	1			1	1	1				
DANCE	Basement	1	0061A	0061	AC-EL	7	9	DN0043		1			1	1	1				
DANCE	Basement	1	0061A	0061	AC-EL	7	9	DN0043		1	1		1	1	1				
DANCE	Basement	1	--	--	ACP	--	--	DN0043											ACCESS CONTROL PANEL(S)
DANCE	Basement	1	--	LIU IDF	ACP	--	--	LIU IDF											ACCESS CONTROL PANEL(S)
DANCE	Basement	1	0056 & 0067A	0056	ENCLOSURE	1	MR62E (X1)	DN0043											DOOR CONTROLLER ENCLOSURE
DANCE	Basement	1	0054A & 0055	0054	ENCLOSURE	2	MR62E (X1)	DN0043											DOOR CONTROLLER ENCLOSURE
DANCE	Basement	1	0066A	0066	ENCLOSURE	3	MR62E (X1)	DN0043											DOOR CONTROLLER ENCLOSURE
DANCE	Basement	1	0058A	0058	ENCLOSURE	4	MR62E (X1)	DN0043											DOOR CONTROLLER ENCLOSURE
DANCE	Basement	1	0061A	0060	ENCLOSURE	7	MR62E (X2)	DN0043											DOOR CONTROLLER ENCLOSURE
DANCE	Basement	1	0062.C	0062	ENCLOSURE	6	MR62E (X1)	DN0043											DOOR CONTROLLER ENCLOSURE
DANCE	Basement	1	0062A & 0062.B	0063	ENCLOSURE	5	MR62E (X1)	DN0043											DOOR CONTROLLER ENCLOSURE
DANCE	Basement	1	--	--	0045	--	--	DN0043											NETWORK SWITCH
DANCE	Basement	1	--	LIU IDF	NWIS	--	--	LIU IDF											NETWORK SWITCH
DANCE	Basement	1	--	0045	XLP	--	--	DN0043											LOCK POWER SUPPLY(S)
DANCE	Basement	1	--	LIU IDF	XLP	--	--	LIU IDF											LOCK POWER SUPPLY(S)
DANCE	Level 1	1	1088A	1088	AC-1	10	8	DN0043	1	2	2	1	2	2	2				
DANCE	Level 1	1	1075A	1075	AC-1	13	8	LIU IDF	1	2	2	1	2	2	2				
DANCE	Level 1	1	1058A	1061	AC-1	11	11	DN0043	1	2	2	1	2	2	2				
DANCE	Level 1	1	1077A	1077	AC-1	12	11	LIU IDF	1	2	2	1	2	2	2				
DANCE	Level 1	1	1088A	1088	ENCLOSURE	10	MR62E (X1)	DN0043											DOOR CONTROLLER ENCLOSURE
DANCE	Level 1	1	1058A	1061	ENCLOSURE	11	MR62E (X1)	DN0043											DOOR CONTROLLER ENCLOSURE
DANCE	Level 1	1	1075.A	1074	ENCLOSURE	13	MR62E (X1)	LIU IDF											DOOR CONTROLLER ENCLOSURE
DANCE	Level 1	1	1077A	1079	ENCLOSURE	12	MR62E (X1)	LIU IDF											DOOR CONTROLLER ENCLOSURE





1 MUSIC-BASEMENT PLAN - PROJECT 1  
1/16" = 1'-0"

GENERAL NOTE:  
CONTRACTOR SHALL IDENTIFY ANY COMPONENTS WITHIN THE  
WALLS, FLOORS, AND/OR CEILINGS THAT MIGHT BE AN IMPEDIMENT  
TO INSTALLATION OF NEW DOORS, HARDWARE, OR COMPONENTS.



IT IS A VIOLATION OF LAW FOR ANY PERSON, UNLESS THEY ARE ACTING UNDER THE DIRECTION OF A LICENSED PROFESSIONAL ENGINEER, ARCHITECT, LANDSCAPE ARCHITECT OR LAND SURVEYOR TO ALTER AN ITEM IN ANY WAY. IF AN ITEM BEARING THE STAMP OF A LICENSED PROFESSIONAL IS ALTERED, THE ALTERING ENGINEER, ARCHITECT, LANDSCAPE ARCHITECT OR LAND SURVEYOR SHALL STAMP THE DOCUMENT AND INCLUDE THE NOTATION "ALTERED BY" FOLLOWED BY THEIR SIGNATURE, THE DATE OF SUCH ALTERATION, AND A SPECIFIC DESCRIPTION OF THE ALTERATION.

SUNY PURCHASE

No.	Submittal / Revision	App'd.	By	Date
-----	----------------------	--------	----	------

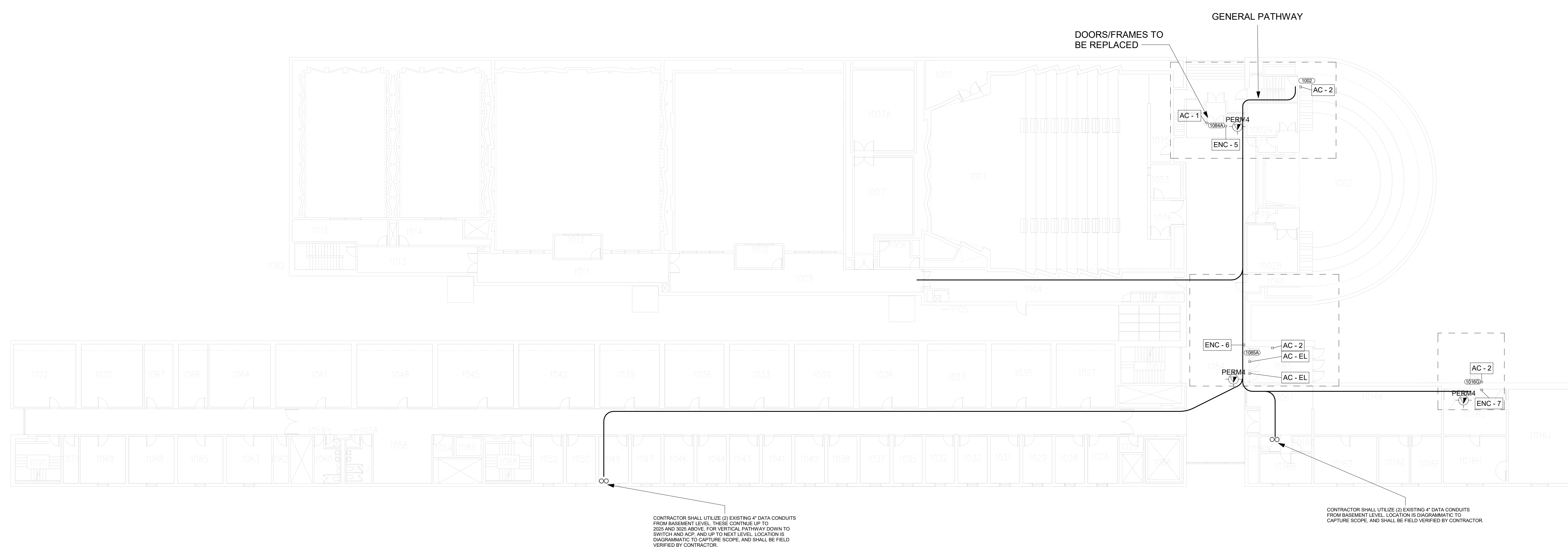
1	BID SUBMISSION		04/28/2023
---	----------------	--	------------

SECURITY - MUSIC LEVEL  
1

Designed By: DG	Drawn By: DG	Checked By: AR
Issue Date: 04/28/2023	Project No: 19453	Scale: AS SHOWN

Drawing No:

**MU-P1-SEC-101**



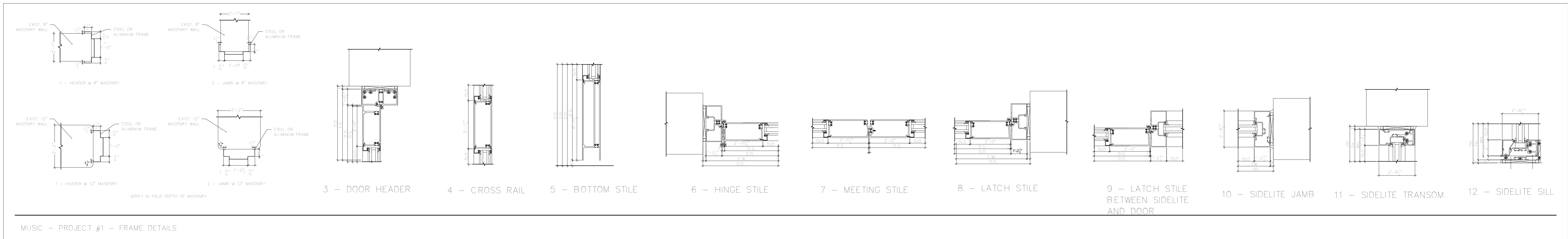
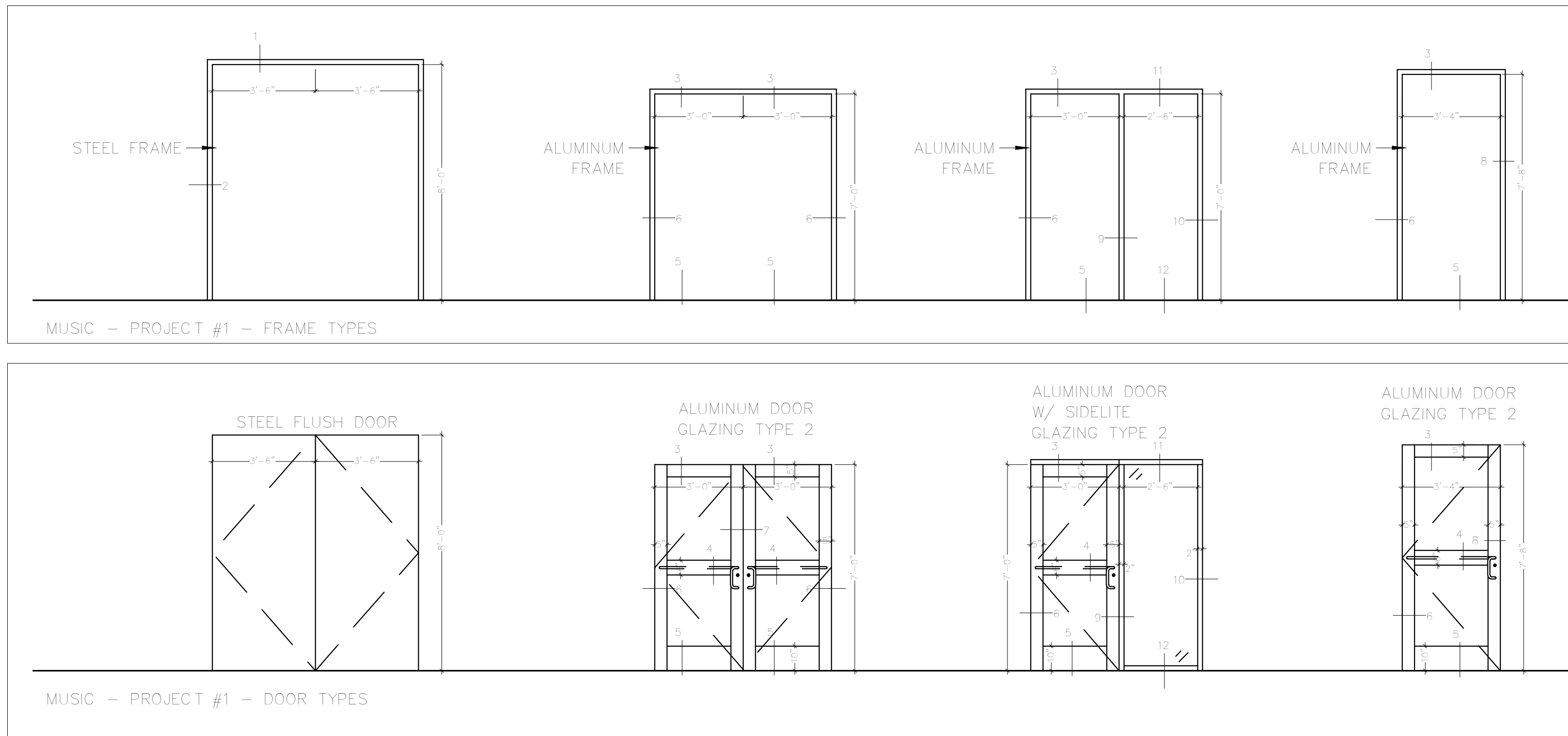
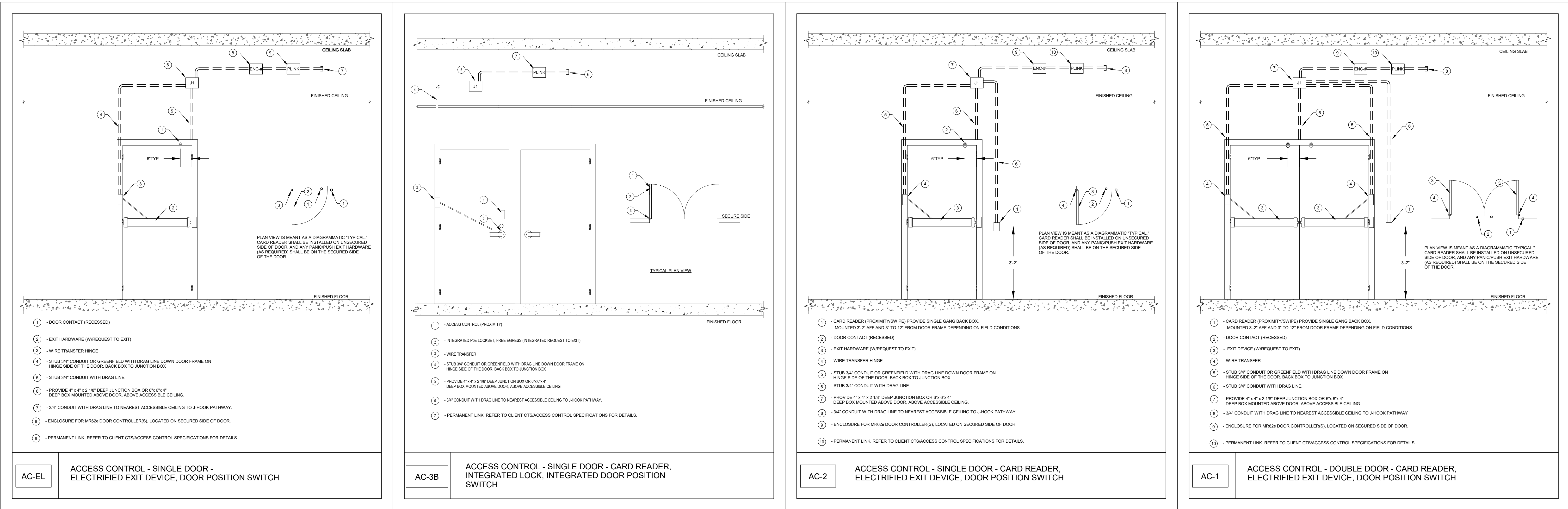
① MUSIC- LEVEL 1 - PROJECT 1  
1/16" = 1'-0"

GENERAL NOTE:  
CONTRACTOR SHALL IDENTIFY ANY COMPONENTS WITHIN THE  
WALLS, FLOORS, AND/OR CEILINGS THAT MIGHT BE AN IMPEDIMENT  
TO INSTALLATION OF NEW DOORS, HARDWARE, OR COMPONENTS.



Central File: Update this text with Central file location  
Saved: 4/26/2023 10:33:33 AM Current Local File: C:\Users\jagard\Documents\SMW - 19450 - SUNY Purchase - R19 - agard@smw.com.rvt

GENERAL NOTE:  
IN FRAMES AND WALLS THAT ARE INACCESSIBLE FOR CONCEALED WIRING, PROVIDE SURFACE MOUNT RACEWAY.



Central File: Update this text with Central file location  
Server: 4/26/2023 10:30:58 AM Current Local File: C:\Users\jagard\Documents\SMW - 19455 - SUNY Purchase - R19 - signed@smwllc.com.txt

SECURITY DEVICE SCHEDULE - PROJECT 1 - MUSIC																		
BUILDING	FLOOR	PROJECT #	DOOR NUMBER	ROOM NUMBER	DEVICE SYMBOL/DETAIL	ENCLOSURE #	HARDWARE SET	TERMINATION LOCATION	SECURITY DEVICE		LOCK						Linked Openings	NOTES
									CARD READER	DOOR POSITION SWITCH CONCEAL	ELECTRIFIED EXIT DEVICE	ELECTRIC MORTISE LOCK	LATCH MONITOR	X-FER HINGE	REQUEST-TO-EXIT IN LOCK	INTERFACE AUTOMATIC DOOR OPENER		
MUSIC	Basement	1	0090	0002	AC-1	4	--	MU9044A	1		2		1	2	2			
MUSIC	Basement	1	0103A	0103	AC-1	3	6	MU9044A	1	2	2		1	2	2	2		
MUSIC	Basement	1	0115A	0106	AC-2	2	9	MU9072	1	1	1			1	1	1		
MUSIC	Basement	1	0119A	0119	AC-2	1	3	MU9072	1	1	1			1	1	1		
MUSIC	Basement	1	0120	0120	AC-2	1	3	MU9072	1	1	1			1	1	1		
MUSIC	Basement	1	0115A	0106	AC-EL	2	9	MU9072			1			1	1	1		
MUSIC	Basement	1	0115A	0106	AC-EL	2	9	MU9072			1			1	1	1		
MUSIC	Basement	1	0120 & 0119A	0120	ENCLOSURE	1	MR62E (X1)	MU9072										DOOR CONTROLLER ENCLOSURE
MUSIC	Basement	1	0115A	0106	ENCLOSURE	2	MR62E (X2)	MU9072										DOOR CONTROLLER ENCLOSURE
MUSIC	Basement	1	0103A	0102	ENCLOSURE	3	MR62E (X1)	MU9044A										DOOR CONTROLLER ENCLOSURE
MUSIC	Basement	1	0090	0002	ENCLOSURE	4	MR62E (X1)	MU9044A										DOOR CONTROLLER ENCLOSURE
MUSIC	Level 1	1	1084A	1084A	AC-1	5	11	MU9044A	1	2	2		1	2	2	2		
MUSIC	Level 1	1	1002	1002	AC-2	5	3	MU9044A	1	1	1			1	1	1		
MUSIC	Level 1	1	1085A	1085A	AC-2	6	9	MU9044A	1	1	1			1	1	1		
MUSIC	Level 1	1	1016G	1016G	AC-2	7	2	MU9044A			1			1	1	1		
MUSIC	Level 1	1	1085A	1085A	AC-EL	6	9	MU9044A			1			1	1	1		
MUSIC	Level 1	1	1085A	1085A	AC-EL	6	9	MU9044A			1			1	1	1		
MUSIC	Level 1	1	1084A & 1002	1084	ENCLOSURE	5	MR62E (X2)	MU9044A										DOOR CONTROLLER ENCLOSURE
MUSIC	Level 1	1	1085A	1084	ENCLOSURE	6	MR62E (X2)	MU9044A										DOOR CONTROLLER ENCLOSURE
MUSIC	Level 1	1	1016G	1016G	ENCLOSURE	7	MR62E (X1)	MU9044A										DOOR CONTROLLER ENCLOSURE

CHA

8 Wynton Drive, PO Box 1288  
Roseton, NY 12250-0288  
518.453.4393    www.chaacupuncture.com

kcbArchitecture

417 Fifth Avenue  
New York, NY 10016  
Tel: (212) 725-6800  
Fax: (212) 725-0864  
www.smwllc.com

SM&W

417 Fifth Avenue  
New York, NY 10016  
Tel: (212) 725-6800  
Fax: (212) 725-0864  
www.smwllc.com

Purchase College

STATE UNIVERSITY OF NEW YORK

CAMPUS  
SECURITY  
UPGRADES  
PROJECT 2

735 Anderson Hill Rd.  
Purchase, NY 10577

PLAN  
NORTH

TRUE  
NORTH

1

BID SUBMISSION

04/28/2023

SECURITY DEVICE  
SCHEDULE - MUSIC

Designed By:  
KCB

Drawn By:  
KCB

Checked By:  
KCB

Issue Date:  
04/28/2023


Project No:  
19453

Scale:  
AS SHOWN

Drawing No:  
**MU-P1-SEC-500**



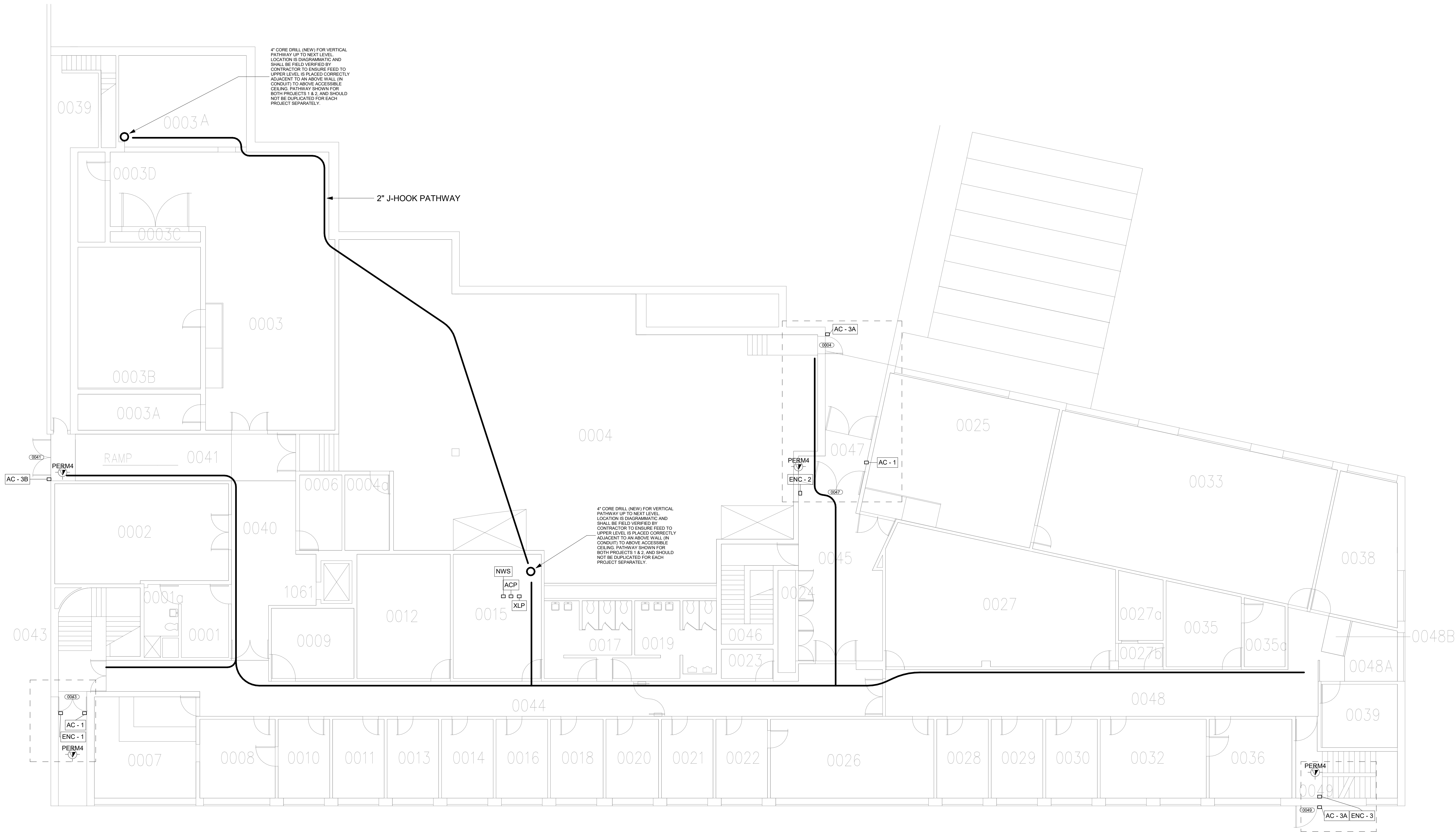
DOOR SCHEDULE - PROJECT 1 - MUSIC																												
BUILDING NAME	LEVEL	DOOR - PROJECT #	DOOR - NUMBER	ROOM NAME & NUMBER - TO	TO/FROM	ROOM NAME & NUMBER - FROM	DOOR - WIDTH	DOOR - HEIGHT	DOOR - THICKNESS	DOOR - TYPE	DOOR - MATERIAL	DOOR - FINISH	FRAME - TYPE	FRAME - MATERIAL	FRAME - FINISH	FRAME - ANCHORS	FRAME - DEPTH	DETAILS - HEAD	DETAILS - JAMB	DETAILS - SILL	DOOR GLASS - TYPE	DETENTION	FIRE RATING	UNDERCUT	HARDWARE - SET NO.	HARDWARE - HAND	REMARKS	
MUSIC	BASEMENT	1	0120	0119	FROM	0120	3'-0"	7'-0"	1-3/4"		Steel	PT		Steel	PT		6"						B		P1-3	LHR		
MUSIC	BASEMENT	1	0119A	119	FROM	89	3'-0"	7'-0"	1-3/4"		AL	ANN		AL	ANN		4"								P1-16	LHR	Replace door and frame	
MUSIC	BASEMENT	1	0115A	0106	TO	0115	3'-0"	7'-0"	1-3/4"		AL	ANN		AL	ANN		4"								P1-9	LH		
MUSIC	BASEMENT	1	0103A	0103	FROM	0102	(2) 3'-0"	7'-0"	1-3/4"		AL	ANN		AL	ANN		4"								P1-15	RHR/LHR	Replace door and frame	
MUSIC	BASEMENT	1	0060	7	TO	TUNNEL	(2) 3'-0"	7'-0"	1-3/4"		AL	ANN		Steel	PT		6"						B		P1-15	RH/LH	Replace door and frame	
MUSIC	LEVEL 1	1	1004A	1005	TO	1004	3'-0"	6'-0"	1-3/4"		Steel	PT		Steel	PT		10"						C		P2-12	RHR		
MUSIC	LEVEL 1	1	1002	1002	TO	STAIR	3'-4"	7'-8"	1-3/4"		Steel	PT		Steel	PT		10"						B		P1-3	RH		
MUSIC	LEVEL 1	1	1084A	1084	FROM	VESTIBULE	3'-4"	7'-8"	1-3/4"		AL	ANN		AL	ANN		2" DIA								P1-15	RHR	Replace door and frame	
MUSIC	LEVEL 1	1	1085A	1084	TO	1085	3'-4"	7'-8"	1-3/4"		AL	ANN		AL	ANN		4"								P1-9	RH		
MUSIC	LEVEL 1	1	1016G	EXTERIOR	FROM	1016G	3'-0"	7'-0"	1-3/4"		Steel	PT		Steel	PT		10"						B		P1-2	RHR		



Central File: Update this text with Central file location  
Server: 4/26/2023 10:30:40 AM Current Local File: C:\Users\jagard\Documents\SWW\_19455\_SUNY\_Purchase\_R19\_dgn\jagard@smwllc.com.rvt

GENERAL NOTE:  
CONTRACTOR SHALL IDENTIFY ANY COMPONENTS WITHIN THE  
WALLS, FLOORS, AND/OR CEILINGS THAT MIGHT BE AN IMPEDIMENT  
TO INSTALLATION OF NEW DOORS, HARDWARE, OR COMPONENTS.

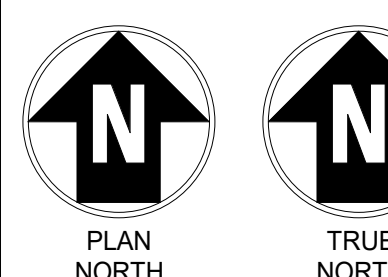
1 SOCIAL SCIENCE- BASEMENT PLAN - PROJECT 1  
1/8" = 1'-0"



# Purchase College

CAMPUS  
SECURITY  
UPGRADES  
PROJECT 2

735 Anderson Hill Rd.  
Durham, NY 10533



IT IS A VIOLATION OF LAW FOR ANY PERSON, UNLESS IT IS ACTING UNDER THE DIRECTION OF A LICENSED PROFESSIONAL ENGINEER, ARCHITECT, LANDSCAPE ARCHITECT OR SURVEYOR TO ALTER ANY ITEM IN ANY WAY. IF AN ITEM BEARING THE SEAL OR STAMP OF A LICENSED PROFESSIONAL IS ALTERED, THE LICENSED PROFESSIONAL, ENGINEER, ARCHITECT OR SURVEYOR SHALL STAMP THE DOCUMENT AND INCLUDE THE NOTATION "ALTERED BY" FOLLOWED BY THEIR SIGNATURE, DATE OF SUCH ALTERATION, AND A SPECIFIC DESCRIPTION OF THE ALTERATION.

SUNY PURCHASE

No	Submitted / Revision	App'd	By
----	----------------------	-------	----

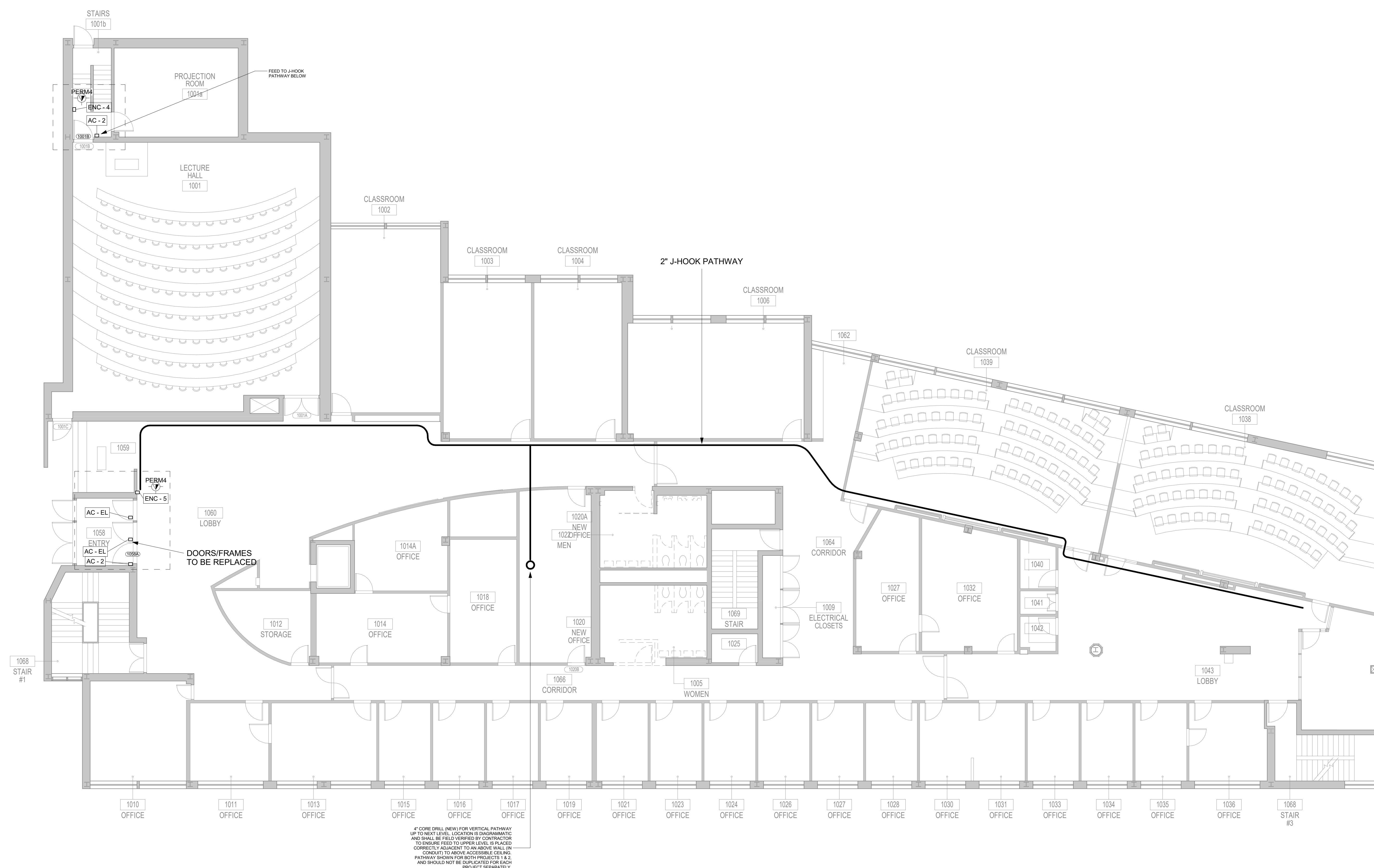
1	BID SUBMISSION			04
---	----------------	--	--	----

SECURITY - SOCIAL  
SCIENCE LEVEL 1

Designed By: DG	Drawn By: DG	Checked By: A
Issue Date: 04/28/2023	Project No: 19453	Scale: AS S

Drawing No:

**SS-P1-SEC-10**

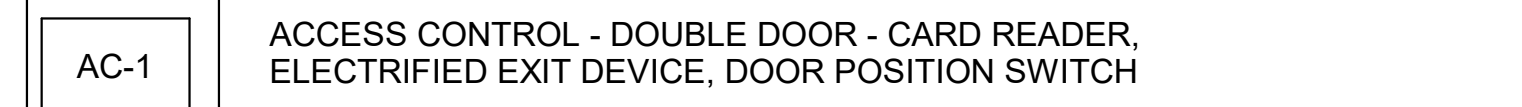
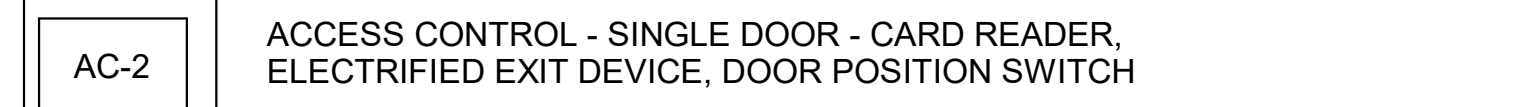


GENERAL NOTE:  
CONTRACTOR SHALL IDENTIFY ANY COMPONENTS WITHIN THE  
WALLS, FLOORS, AND/OR CEILINGS THAT MIGHT BE AN IMPEDIMENT  
TO INSTALLATION OF NEW DOORS, HARDWARE, OR COMPONENTS.

① SOCIAL SCIENCE- LEVEL 1 - PROJECT 1  
1/8" = 1'-0"







SOCIAL SCIENCE – PROJECT #1 – FRAME DETAILS

GENERAL NOTE:  
IN FRAMES AND WALLS THAT ARE INACCESSIBLE FOR CONCEALED WIRING, PROVIDE SURFACE  
MOUNT RACEWAY.

Central File: Update this text with Central file location  
Server: 4/26/2023 10:30:46 AM Current Local File: C:\Users\jagard\Documents\SMW - 19455 - SUNY Purchase - R19 - signed@smwllc.com.txt

SECURITY DEVICE SCHEDULE - PROJECT 1 - SOCIAL SCIENCE																		
BUILDING	FLOOR	PROJECT #	DOOR NUMBER	ROOM NUMBER	DEVICE SYMBOL/DETAIL	ENCLOSURE #	HARDWARE SET	TERMINATION LOCATION	SECURITY DEVICE		LOCK						Linked Openings	NOTES
									CARD READER	DOOR POSITION SWITCH CONCEAL	ELECTRIFIED EXIT DEVICE	ELECTRIC MORTISE LOCK	LATCH MONITOR	X-FER HINGE	REQUEST-TO-EXIT IN LOCK	INTERFACE AUTOMATIC DOOR OPENER		
SOCIAL SCIENCE	Basement	1	0043	0043	AC-1	1	11	SS0015A	1	2	2	1	2	2	2			
SOCIAL SCIENCE	Basement	1	0047	0047	AC-1	2	11	SS0015A										
SOCIAL SCIENCE	Basement	1	0004	0004	AC-3A	--	4	SS0015A	1	4	2	1	2	2	2			IN200 PoE LOCKSET - SINGLE DOOR
SOCIAL SCIENCE	Basement	1	0049	0049	AC-3A	3	4	SS0015A	1					1	1			
SOCIAL SCIENCE	Basement	1	0041	0041	AC-3B	--	4	SS0015A	1					1	1			IN200 PoE LOCKSET - DOUBLE DOOR
SOCIAL SCIENCE	Basement	1	--	0015	ACP	--	--	SS0015A										ACCESS CONTROL PANEL(S)
SOCIAL SCIENCE	Basement	1	0043	0043	ENCLOSURE	1	MR62E (X1)	SS0015A										DOOR CONTROLLER ENCLOSURE
SOCIAL SCIENCE	Basement	1	0047	0004	ENCLOSURE	2	MR62E (X1)	SS0015A										DOOR CONTROLLER ENCLOSURE
SOCIAL SCIENCE	Basement	1	0049	0049	ENCLOSURE	3	MR62E (X1)	SS0015A										DOOR CONTROLLER ENCLOSURE
SOCIAL SCIENCE	Basement	1	--	0015	NWS	--	--	SS0015A										NETWORK SWITCH
SOCIAL SCIENCE	Basement	1	--	0015	XLP	--	--	SS0015A										LOCK POWER SUPPLY(S)
SOCIAL SCIENCE	Level 1	1	1058A	1058	AC-2	5	9	SS0015A	1	1	1		1	1	1			
SOCIAL SCIENCE	Level 1	1	1001B	1001	AC-2	4	3	SS0015A	1				1	1	1			
SOCIAL SCIENCE	Level 1	1	1058A	1058	AC-EL	5	9	SS0015A		1	1		1	1	1			
SOCIAL SCIENCE	Level 1	1	1058A	1058	AC-EL	5	9	SS0015A			1		1	1	1			
SOCIAL SCIENCE	Level 1	1	1001B	1001B	ENCLOSURE	4	MR62E (X1)	SS0015A										DOOR CONTROLLER ENCLOSURE
SOCIAL SCIENCE	Level 1	1	1058A	1059	ENCLOSURE	5	MR62E (X2)	SS0015A										DOOR CONTROLLER ENCLOSURE

CHA

8 Wynton Drive, PO Box 1288  
Roseton, NY 13155-0288  
518.453.4333    www.chaonline.com

kcba

Architecture

SM&W

417 Fifth Avenue  
New York, NY 10016  
Tel (212) 725-6800  
Fax (212) 725-0864  
www.smwllc.com

SS-P1-SEC-500

SS-P1-SEC-500

SECURITY DEVICE SCHEDULE - SOCIAL SCIENCE

DESIGNED BY: KCB  
DRAWN BY: KCB  
CHECKED BY: KCB  
ISSUE DATE: 04/28/2023  
PROJECT NO: 19453  
SCALE: AS SHOWN

PLAN NORTH

TRUE NORTH

SUNY PURCHASE

1 | BID SUBMISSION | 04/28/2023

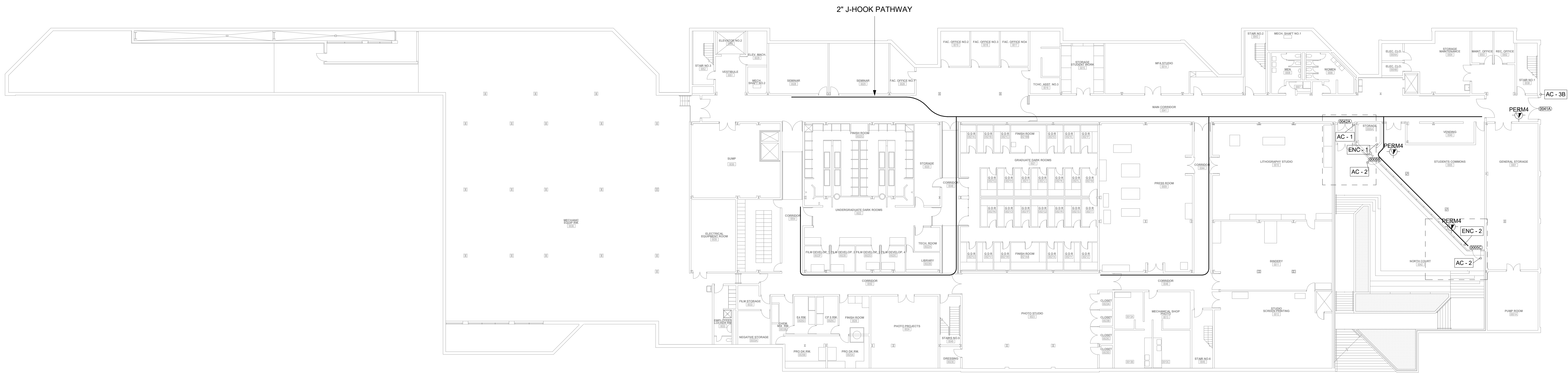
735 Anderson Hill Rd.  
Purchase, NY 10577

CAMPUS SECURITY UPGRADES PROJECT 2

Purchase College

STATE UNIVERSITY OF NEW YORK





① VISUAL ARTS- BASMENT PLAN - PROJECT 1  
1/16" = 1'-0"

GENERAL NOTE:  
CONTRACTOR SHALL IDENTIFY ANY COMPONENTS WITHIN THE  
WALLS, FLOORS, AND/OR CEILINGS THAT MIGHT BE AN IMPEDIMENT  
TO INSTALLATION OF NEW DOORS, HARDWARE, OR COMPONENTS.

Central File: Update this text with Central file location  
Server: 4/28/2023 10:30:48 AM Current Local File: C:\Users\jagard\Documents\SW\_19455\_SUNY\_Purchase\_R19\_dgn\jagard@smwllc.com.rvt



CAMPUS  
SECURITY  
UPGRADES  
PROJECT 2

PLAN NORTH      TRUE NORTH

IT IS A VIOLATION OF LAW FOR ANY PERSON, UNLESS THEY ARE ACTING UNDER THE DIRECTION OF A LICENSED PROFESSIONAL ENGINEER, ARCHITECT, LANDSCAPE ARCHITECT OR LAND SURVEYOR TO ALTER ANY ITEM IN ANY WAY. IF AN ITEM BEARING THE STAMP OF A LICENSED PROFESSIONAL IS ALTERED, THE ALTERING ENGINEER, ARCHITECT, LANDSCAPE ARCHITECT OR LAND SURVEYOR SHALL STAMP THE DOCUMENT AND INCLUDE THE NOTATION "ALTERED BY" FOLLOWED BY THEIR SIGNATURE, THE DATE OF SUCH ALTERATION, AND A SPECIFIC DESCRIPTION OF THE ALTERATION.

SUNY PURCHASE

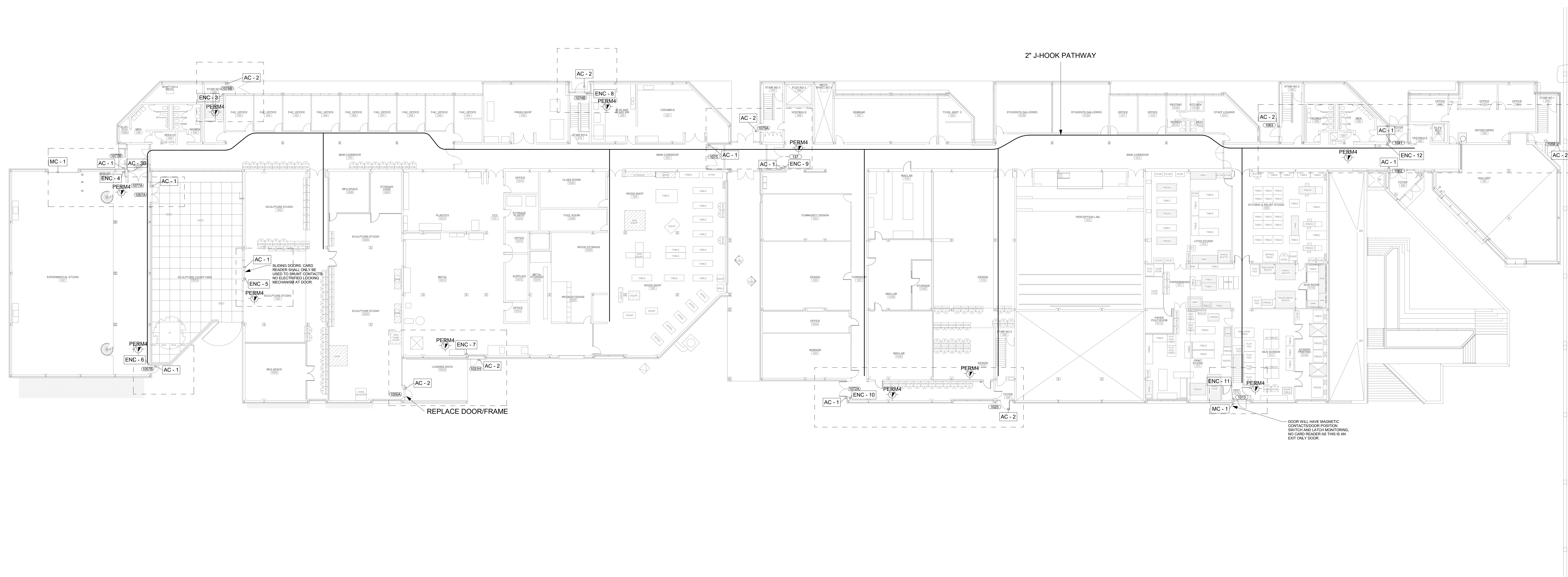
No.	Submittal / Revision	App'd.	By	Date
-----	----------------------	--------	----	------

1	BID SUBMISSION			04/28/2023
---	----------------	--	--	------------

SECURITY - VISUAL ARTS  
LEVEL 1

Designed By: DG	Drawn By: DG	Checked By: AR
Issue Date: 04/28/2023	Project No: 19453	Scale: AS SHOWN

Drawing No:  
**VA-P1-SEC-101**




① VISUAL ARTS- LEVEL 1 - PROJECT 1  
1/16" = 1'-0"

GENERAL NOTE:  
CONTRACTOR SHALL IDENTIFY ANY COMPONENTS WITHIN THE  
WALLS, FLOORS, AND/OR CEILINGS THAT MIGHT BE AN IMPEDIMENT  
TO INSTALLATION OF NEW DOORS, HARDWARE, OR COMPONENTS.







IT IS A VIOLATION OF LAW FOR ANY PERSON, UNLESS THEY ARE ACTING UNDER THE DIRECTION OF A LICENSED PROFESSIONAL ENGINEER, ARCHITECT, LANDSCAPE ARCHITECT OR LAND SURVEYOR TO ALTER AN ITEM IN ANY WAY. IF AN ITEM BEARING THE STAMP OF A LICENSED PROFESSIONAL IS ALTERED, THE ALTERING ENGINEER, ARCHITECT, LANDSCAPE ARCHITECT OR LAND SURVEYOR SHALL STAMP THE DOCUMENT AND INCLUDE THE NOTATION "ALTERED BY" FOLLOWED BY THEIR SIGNATURE, THE DATE OF SUCH ALTERATION, AND A SPECIFIC DESCRIPTION OF THE ALTERATION.

SUNY PURCHASE

No.	Submittal / Revision	App'd.	By	Date
-----	----------------------	--------	----	------

1	BID SUBMISSION			04/28/2023
---	----------------	--	--	------------

SECURITY DEVICE  
SCHEDULE - VISUAL ARTS

Designed By: KCB	Drawn By: KCB	Checked By: KCB
Issue Date: 04/28/2023	Project No: 19453	Scale: AS SHOWN

Drawing No:

**VA-P1-SEC-500**

SECURITY DEVICE SCHEDULE - PROJECT 1 - VISUAL ARTS																				
BUILDING	FLOOR	PROJECT #	DOOR NUMBER	ROOM NUMBER	DEVICE SYMBOL/DETAIL	ENCLOSURE #	HARDWARE SET	TERMINATION LOCATION	SECURITY DEVICE				LOCK				REQUEST-TO-EXIT	INTERFACE AUTOMATIC DOOR OPENER	Linked Openings	NOTES
									CARD READER	DOOR POSITION SWITCH CONCEAL	ELECTRIFIED EXIT DEVICE	ELECTRIC MORTISE LOCK	LATCH MONITOR	X-FER HINGE	IN LOCK					
VISUAL ARTS	Basement	1	0042A	0042	AC-1	1	12	VA2042B	1	2	2	1	2	2	2					
VISUAL ARTS	Basement	1	0005B	0005	AC-2	1	13	VA2042B	1	1	1		1	1	1					
VISUAL ARTS	Basement	1	0005C	0005	AC-2	2	13	VA2042B	1	1	1		1	1	1					
VISUAL ARTS	Basement	1	0041A	0041A	AC-3B	--	4	VA2042B	1											
VISUAL ARTS	Basement	1	0005B & 0042A	0005A	ENCLOSURE	1	MR62E (X1)	VA2042B							1					
VISUAL ARTS	Basement	1	0005C	0042	ENCLOSURE	2	MR62E (X1)	VA2042B												
VISUAL ARTS	Level 1	1	1057	1050A	AC-1	4	12	NEW IDF 1057A	1	2	2	1	2	2	2	2				
VISUAL ARTS	Level 1	1	1072A	1072	AC-1	10	1	VA2042B	1	2	2	1	2	2	2	2				
VISUAL ARTS	Level 1	1	1041	1041	AC-1	12	12	VA2042B	1	2	2	1	2	2	2	2				
VISUAL ARTS	Level 1	1	1062	1062	AC-1	12	12	VA2042B	1	2	2	1	2	2	2	2				
VISUAL ARTS	Level 1	1	1075	1075	AC-1	9	1	NEW IDF 1057A	1	2	2	1	2	2	2	2				
VISUAL ARTS	Level 1	1	137	137	AC-1	9	137	VA2042B	1	2	2	1	2	2	2	2				
VISUAL ARTS	Level 1	1	TBD	1077	AC-1	4	12	NEW IDF 1057A	1	2	2	1	2	2	2	2				
VISUAL ARTS	Level 1	1	TBD	1050A	AC-1	5	1	NEW IDF 1057A	1	2	2	1	2	2	2	2			NO CARD READER AT THIS DOOR.	
VISUAL ARTS	Level 1	1	1057B	1057M	AC-1	6	12	NEW IDF 1057A	1	2	2	1	2	2	2	2			NO CARD READER AT THIS DOOR.	
VISUAL ARTS	Level 1	1	1050A	1050A	AC-2	7	13	NEW IDF 1057A	1	1	1		1	1	1	1				
VISUAL ARTS	Level 1	1	1058	1058	AC-2	12	3	VA2042B	1	1	1		1	1	1	1			NO CARD READER AT THIS DOOR.	
VISUAL ARTS	Level 1	1	1063	1063	AC-2	12	3	VA2042B	1	1	1		1	1	1	1			NO CARD READER AT THIS DOOR.	
VISUAL ARTS	Level 1	1	1025	1067	AC-2	10	14	VA2042B	1	1	1		1	1	1	1			NO CARD READER AT THIS DOOR.	
VISUAL ARTS	Level 1	1	TBD	1076	AC-2	3	13	NEW IDF 1057A	1	1	1		1	1	1	1			NO CARD READER AT THIS DOOR.	
VISUAL ARTS	Level 1	1	1074B	1074	AC-2	8	14	NEW IDF 1057A	1	1	1		1	1	1	1			NO CARD READER AT THIS DOOR.	
VISUAL ARTS	Level 1	1	1075A	1070	AC-2	9	2	VA2042B	1	1	1		1	1	1	1			NO CARD READER AT THIS DOOR.	
VISUAL ARTS	Level 1	1	TBD	1031H	AC-2	7	13	NEW IDF 1057A	1	1	1		1	1	1	1				
VISUAL ARTS	Level 1	1	1077A	1077	AC-3B	--	4	NEW IDF 1057A	1							1				
VISUAL ARTS	Level 1	1	1057A & 1077A & 1077B	1057	ENCLOSURE	4	MR62E (X2)	NEW IDF 1057A											IN200 PoE LOCKSET - DOUBLE DOOR	
VISUAL ARTS	Level 1	1	1076B	1076	ENCLOSURE	3	MR62E (X1)	NEW IDF 1057A											DOOR CONTROLLER ENCLOSURE	
VISUAL ARTS	Level 1	1	1050	1050	ENCLOSURE	5	MR62E (X1)	NEW IDF 1057A											DOOR CONTROLLER ENCLOSURE	
VISUAL ARTS	Level 1	1	1057B	1057	ENCLOSURE	6	MR62E (X1)	NEW IDF 1057A											DOOR CONTROLLER ENCLOSURE	
VISUAL ARTS	Level 1	1	1031H & 1050	1031H	ENCLOSURE	7	MR62E (X1)	NEW IDF 1057A											DOOR CONTROLLER ENCLOSURE	
VISUAL ARTS	Level 1	1	1074B	1074	ENCLOSURE	8	MR62E (X1)	NEW IDF 1057A											DOOR CONTROLLER ENCLOSURE	
VISUAL ARTS	Level 1	1	137 & 1075 & 1075A	1075	ENCLOSURE	9	MR62E (X2)	VA2042B											DOOR CONTROLLER ENCLOSURE	
VISUAL ARTS	Level 1	1	1072A & 1025	1018	ENCLOSURE	10	MR62E (X1)	VA2042B											DOOR CONTROLLER ENCLOSURE	
VISUAL ARTS	Level 1	1	1013	1013A	ENCLOSURE	11	MR62E (X1)	VA2042B											DOOR CONTROLLER ENCLOSURE	
VISUAL ARTS	Level 1	1	1041 & 1058 & 1062 & 1063	1041	ENCLOSURE	12	MR62E (X2)	VA2042B											DOOR CONTROLLER ENCLOSURE	
VISUAL ARTS	Level 1	1	1013	1013A	MC-1	11	3	VA2042B												
VISUAL ARTS	Level 1	1	TBD	1057	MC-1	4	--	NEW IDF 1057A											MAGNETIC CONTACTS - ROLLUP DOOR	



Central File: Update this text with Central file location  
Server: 4/26/2023 10:30:53 AM Current Local File: C:\Users\jagard\Documents\SMW - 19455 - SUNY Purchase - R19 - agard@smwllc.com.txt

DOOR SCHEDULE - PROJECT 1 - VISUAL ARTS																											
BUILDING NAME	LEVEL	DOOR - PROJECT #	DOOR - NUMBER	ROOM NAME & NUMBER - TO	TO/FROM	ROOM NAME & NUMBER - FROM	DOOR - WIDTH	DOOR - HEIGHT	DOOR - THICKNESS	DOOR - TYPE	DOOR - MATERIAL	DOOR - FINISH	FRAME - TYPE	FRAME - MATERIAL	FRAME - FINISH	FRAME - ANCHORS	FRAME - DEPTH	DETAILS - HEAD	DETAILS - JAMB	DETAILS - SILL	DOOR GLASS TYPE	DETENTION	FIRE RATING	UNDERCUT	HARDWARE - SET NO.	HARDWARE - HAND	REMARKS
VISUAL ARTS	BASEMENT	1	0005B	0042	FROM	0005	3'-0"	7'-0"	2"		AL	ANN		AL	ANN		6"								P1-13	LHR	
VISUAL ARTS	BASEMENT	1	0005C	0042	FROM	0005	3'-0"	7'-0"	2"		AL	ANN		AL	ANN		6"								P1-13	RHR	
VISUAL ARTS	BASEMENT	1	0042A	41	TO	VESTIBULE	(2) 3'-0"	7'-0"	2"		AL	ANN		AL	ANN		4"								P1-12	RH/LH	
VISUAL ARTS	BASEMENT	1	0041A	41	FROM	TUNNEL	(2) 3'-10"	7'-0"	1-3/4"		Steel	PT		Steel	PT		11-1/2"						B		P1-4	RHR/LHR	
VISUAL ARTS	LEVEL 1	1	1025	Exterior	FROM	1067	3'-0"	7'-0"	2"		AL	ANN		AL	ANN		4"								P1-13	RHR	
VISUAL ARTS	LEVEL 1	1	1077A	1077	FROM	1057	(2) 3'-6"	7'-0"	1-3/4"		Steel	PT		Steel	PT		6"						B		P2-4	RHR/LHR	
VISUAL ARTS	LEVEL 1	1	1057A	1050A	FROM	1057	(2) 3'-4"	9'-2"	2"		AL	ANN		AL	ANN		4"								P2-13	RHR/LHR	
VISUAL ARTS	LEVEL 1	1	1050A	EXTERIOR	FROM	1050B	3'-0"	7'-0"	1-3/4"		Steel	PT		Steel	PT		6"								P1-13	LHR	Replace door and frame
VISUAL ARTS	LEVEL 1	1	137	1075	TO	VESTIBULE	(2) 3'-0"	7'-0"	2"		AL	ANN		AL	ANN		4"								P1-1	RH/LH	
VISUAL ARTS	LEVEL 1	1	1072A	1072	FROM	1026	3'-0"	7'-0"	1-3/4"		Steel	PT		Steel	PT		6"						B		P2-1	RHR	
VISUAL ARTS	LEVEL 1	1	1025	Exterior	FROM	1067	3'-0"	7'-0"	2"		AL	ANN		AL	ANN		4"								P1-14	RHR	
VISUAL ARTS	LEVEL 1	1	1013	Exterior	FROM	1013A	3'-0"	7'-0"	2"		AL	ANN		AL	ANN		4"						B		P1-3	RHR	
VISUAL ARTS	LEVEL 1	1	1063	Exterior	FROM	1063	3'-0"	7'-0"	2"		AL	ANN		AL	ANN		4"								P2-3	RHR	
VISUAL ARTS	LEVEL 1	1	1075	1075	TO	VESTIBULE	(2) 3'-0"	7'-0"	2"		AL	ANN		AL	ANN		4"								P2-1	RH/LH	
VISUAL ARTS	LEVEL 1	1	1041	1075	TO	1041	(2) 3'-0"	7'-0"	2"		AL	ANN		AL	ANN		4"								P1-12	RHR/LHR	
VISUAL ARTS	LEVEL 1	1	1062	1075	TO	1062	(2) 3'-0"	7'-0"	2"		AL	ANN		AL	ANN		4"								P2-12	RHR/LHR	
VISUAL ARTS	LEVEL 1	1	1058	EXTERIOR	FROM	1058	3'-0"	7'-0"	2"		AL	ANN		AL	ANN		4"								P2-3	LHR	
VISUAL ARTS	LEVEL 1	1	1076B	EXTERIOR	FROM	1076	3'-0"	7'-0"	2"		AL	ANN		AL	ANN		6"								P2-13	LHR	
VISUAL ARTS	LEVEL 1	1	1074B	1074	TO	EXTERIOR	3'-6"	7'-0"	2"		AL	ANN		AL	ANN		4"								P2-14	RH	
VISUAL ARTS	LEVEL 1	1	1075A	VESTIBULE	TO	EXTERIOR	(2) 3'-0"	7'-0"	2"		AL	ANN		AL	ANN		4"								P2-2	RH/LH	
VISUAL ARTS	LEVEL 1	1	1077B	1077	TO	EXTERIOR	(2) 3'-0"	7'-0"	2"		AL	ANN		AL	ANN		4"								P2-12	RH/LH	
VISUAL ARTS	LEVEL 1	1	1057B	1057	TO	EXTERIOR	3'-0"	6'-8"	2"		AL	ANN		AL	ANN		4"								P2-12	RHR/LHR	
VISUAL ARTS	LEVEL 1	1	1031H	1031	TO	EXTERIOR	2'-6"	7'-0"	2"		AL	ANN		AL	ANN		4"								P1-13	RH	

DRAWING LIST:		SECURITY ELECTRICAL NOTES:		SYMBOLS:		GENERAL NOTES:	
NUMBER	NAME	<div><div>1</div><div>2</div></div>	<div><p>RISER POWER (EMERGENCY CIRCUIT) CONTRACTOR SHALL PROVIDE A HARD WIRED CONNECTION TO A 120VAC 20A EMERGENCY CIRCUIT DEDICATED TO SECURITY IN EACH RISER LOCATION WITHIN A 4" X 4" BOX SURFACE MOUNTED 18" A.F.F. WITH WIRE ENDS TERMINATED AND INSULATED WITH WIRE NUTS. CONTRACTOR TO PROVIDE CONNECTION TO CLOSET AVAILABLE PANEL BOARD.</p><p>PROVIDE 4" X 4" X 2-1/4" DEEP BOX SURFACE MOUNTED ABOVE ACCESSIBLE CEILING UNLESS OTHERWISE NOTED.</p></div>	<div><div>AC-X</div><div>ACP</div><div>K</div><div>MC-X</div><div>ALP</div><div></div><div>NWS</div><div>PERM 4</div><div></div><div>PERM 2</div></div> <div><div>ACCESS CONTROL CARD READER</div><div>ACCESS CONTROL PANEL (ENCLOSURE)</div><div>FIRE RELAY (FOR LOCK RELEASE), PROVIDED BY FIRE ALARM INSTALLER AND SHALL CONNECTED TO DOORS, AS REQUIRED, IF REQUIRED BY CODE FOR EGRESS.</div><div>MAGNETIC CONTACT/DOOR POSITION SWITCH</div><div>LOCK POWER SUPPLY, FOR ELECTRIC LOCKSETS THAT ARE NOT PUE POWERED</div><div></div><div>POE NETWORK SWITCH (EXISTING OR OWNER PROVIDED AS NEEDED)</div><div>4 PERMANENT-LINK RJ45 CAT 6A ETHERNET PORTS IN A GANG BOX. EACH PORT IS ITS OWN SEPARATE CAT 6A CABLE RUN BACK TO RESPECTIVE IT CLOSET.</div><div>HATCHED BOX ON PLANS INDICATES GROUPING OF DOORS TO THEIR ASSOCIATED ENCLOSURE.</div><div>2 PERMANENT-LINK RJ45 CAT 6A ETHERNET PORTS IN A GANG BOX. EACH PORT IS ITS OWN SEPARATE CAT 6A CABLE RUN BACK TO RESPECTIVE IT CLOSET.</div></div>	<div><p>1. DRAWINGS ARE NOT TO BE USED FOR ARCHITECTURAL OR ENGINEERING PURPOSES. THE SECURITY DRAWINGS SHOULD ONLY BE USED FOR SECURITY SYSTEMS INSTALLATION AND COORDINATION.</p><p>2. ALL MOUNTING SPECIFICS SHALL BE AS INDICATED IN THE LEGEND. UNLESS OTHERWISE NOTED IN THE SECURITY DRAWINGS, MOUNTING CONDITIONS IDENTIFIED ON THE SECURITY DRAWINGS SHALL TAKE PRECEDENCE OVER THE LEGEND DESCRIPTIONS.</p><p>3. VERIFY AND COORDINATE THE EXACT MOUNTING LOCATION OF ALL DEVICES PRIOR TO INSTALLATION.</p><p>4. THE MOUNTING HEIGHTS ARE TO THE CENTERLINE OF THE DEVICE. UNLESS OTHERWISE NOTED.</p><p>5. THE CONTRACTOR SHALL RESTORE CEILINGS AND WALLS AND ANY OTHER SURFACES AFFECTED BY THEIR WORK WITH LIKE MATERIALS TO MATCH EXISTING CONSTRUCTION UPON COMPLETION OF THEIR WORK.</p><p>6. FIRE STOPPING OF ALL PENETRATIONS SHALL BE PROVIDED BY THE CONTRACTOR AS REQUIRED BY CODE.</p><p>7. ALL DEVICES, WIRING, TERMINATIONS, AND OTHER REQUIRED ROUGH-IN NOT DESIGNATED "BY OTHERS" SHALL PROVIDED BY THE CONTRACTOR.</p></div>		
CS-P2-SEC-000 GENERAL - COVER SHEET						SECURITY CONDUIT AND WIRING NOTES:	
DN-P2-SEC-100 SECURITY - DANCE BASMENT PLAN						<div><p>1. ALL CONDUIT AND BACKBOXES SHALL CONFORM TO BUILDING STANDARD ELECTRICAL SPECIFICATIONS. ALL CABLES SHALL BE PLENUM RATED WHERE REQUIRED. REFER TO CLIENT'S REQUIRED CABLING SPECIFICATIONS.</p><p>2. ALL CONDUIT SHALL BE 3/4" UNLESS OTHERWISE NOTED.</p><p>3. ALL CONDUIT USED IN POTENTIALLY DAMP OR WET LOCATIONS, EXPOSED OUTDOORS, OR IN HAZARDOUS AREAS SHALL BE INTERMEDIATE STEEL CONDUIT (MC). ALL EXTERIOR CONDUIT IN SLAB SHALL BE PVC. ALL CONDUIT OTHER THAN SPECIFIED SHALL BE IMC OR PVC SHALL BE ELECTRICAL METALLIC TUBING (EMT).</p><p>4. ALL CONDUIT SHALL BE ROUTED ABOVE CEILINGS, BELOW FLOORS, OR WITHIN WALLS. NO CONDUIT SHALL BE EXPOSED UNLESS APPROVED.</p><p>5. PROVIDE PULL STRINGS IN ALL CONDUIT AND PULLBOXES AS REQUIRED. ALL CONDUITS SHALL HAVE PLASTIC BUSHINGS INSTALLED AT OPEN ENDS PRIOR TO PULLING WIRE.</p><p>6. ALL BACKBOXES SHALL BE FLUSH MOUNTED UNLESS OTHERWISE NOTED.</p><p>7. ALL BACKBOXES MOUNTED WITHIN FIRE RATED PARTITIONS SHALL MEET THE FIRE RATING OF THE PARTITION AS REQUIRED BY CODE.</p><p>8. COORDINATE THE EXACT LOCATION OF ALL PULL AND BACKBOXES.</p><p>9. ALL JUNCTION AND PULLBOXES SHALL BE PROVIDED WITH ACCOMPANYING BLANK COVER PLATE.</p><p>10. JUNCTION BOXES LOCATED ABOVE DOORS WITH NO ACCESSIBLE CEILING SHALL BE SECURED WITH TAMPER PROOF SCREWS.</p><p>11. PROVIDE WATERTIGHT SEALING ASSEMBLIES WITH PRESSURE BUSHING AS REQUIRED FOR EXTERIOR PENETRATIONS.</p><p>12. JUNCTION AND PULLBOXES IN EXTERIOR LOCATIONS SHALL BE WATERPROOF.</p><p>13. ALL CABLE RUNS IN CEILING AREAS WHERE CONDUIT OR CABLE TRAY IS NOT SPECIFIED SHALL BE SUPPORTED WITH SIMILAR SUPPORT OR WITH THE USE OF J-HOOKS AT 5' INTERVALS ABOVE CEILING TILES.</p><p>15. WIRE SHEATH SHALL BE MAINTAINED TO FINAL TERMINATION. ALL TERMINATIONS SHALL MAINTAIN TWIST OF INDIVIDUAL PAIRS TO WITHIN 0.5" OR LESS OF FINAL TERMINATION. ALL LABELS SHALL BE MACHINE PRINTED OR STENCILED. NO HAND LETTERED LABELS SHALL BE USED.</p><p>16. ANY CONDUIT ROUTING SHOWN IS SCHEMATIC AND IS NOT INTENDED TO REPRESENT INSTALLED PATHS OR DISTANCES. ACTUAL ROUTING AND BOX LOCATIONS SHALL BE FIELD VERIFIED AND COORDINATED.</p></div>	
DN-P2-SEC-101 SECURITY - DANCE LEVEL 1						SECURITY DEVICE NOTES:	
DN-P2-SEC-300 SECURITY RISER DIAGRAMS - DANCE						<div><p>1. ALL DEVICES, WIRING, TERMINATION AND OTHER REQUIRED ROUGH-IN NOT DESIGNATED "AS BY OTHERS", SHALL BE PROVIDED BY THE CONTRACTOR.</p><p>2. ALL SECURITY DEVICES PROVIDED BY THE CONTRACTOR.</p><p>3. PROVIDE 4" X 4" X 2-1/4" DEEP BOX WITH SINGLE GANG DEVICE RING JB FLUSH MOUNTED 48" A.F.F WITH 3/4" CONDUIT STUBUP TO J1.</p><p>4. STUB 3/4" CONDUIT OR GREENFIELD DOWN DOOR FRAME ON THE HINGE SIDE OF THE DOOR BACK BOX EL TO JUNCTION BOX J1 LOCATED ABOVE ACCESSIBLE CEILING.</p><p>5. STUB 3/4" CONDUIT OR GREENFIELD DOWN DOOR FRAME ON THE STRIKE SIDE OF THE DOOR ES TO JUNCTION BOX J1 LOCATED ABOVE ACCESSIBLE CEILING.</p></div>	
DN-P2-SEC-400 SECURITY DETAILS - DANCE						STANDARD ABBREVIATIONS:	
DN-P2-SEC-500 SECURITY DEVICE SCHEDULE - DANCE						<div><div>A</div><div>AC</div><div>ACF</div><div>AWG</div><div>C</div><div>CAT</div><div>CB</div><div>CCTV</div><div>CKT</div><div>CL</div><div>CLS</div><div>COND</div><div>CTS</div><div>CU</div><div>DWG</div><div>EL</div><div>EM</div><div>ES</div><div>EX</div><div>FA</div><div>G</div><div>HC</div><div>HZ</div><div>IDF</div><div>JB</div><div>LV</div><div>MAX</div><div>MIN</div><div>MTD</div><div>MTG</div><div>NC</div><div>No</div><div>NTS</div><div>NWS</div><div>PA</div><div>PLNK</div><div>PNL</div><div>POE</div><div>PTZ</div><div>RM</div><div>STP</div><div>TEL</div><div>TS</div><div>TYP</div><div>UON</div><div>UTP</div><div>V</div><div>VA</div><div>VM</div><div>W</div><div>WP</div><div>WT</div></div> <div><div>- AMPERES</div><div>- ABOVE COUNTER</div><div>- ABOVE FINISHED FLOOR</div><div>- AMERICAN WIRE GAUGE</div><div>- CONDUIT</div><div>- CATALOG</div><div>- CIRCUIT BREAKER</div><div>- CLOSED CIRCUIT TELEVISION</div><div>- CIRCUIT</div><div>- CENTER LINE</div><div>- CEILING</div><div>- CONDUCTOR</div><div>- CAMPUS TECHNOLOGY SERVICES</div><div>- COPPER</div><div>- DRAWING</div><div>- ELECTRIC LOCK</div><div>- EMERGENCY</div><div>- ELECTRIC STRIKE</div><div>- EXISTING</div><div>- FIRE ALARM</div><div>- GROUND</div><div>- HUNG CEILING</div><div>- HERTZ</div><div>- INTERMEDIATE DISTRIBUTION FRAME</div><div>- JUNCTION BOX</div><div>- LOW VOLTAGE</div><div>- MAXIMUM</div><div>- MINIMUM</div><div>- MOUNTED</div><div>- MOUNTING</div><div>- NOT IN CONTRACT</div><div>- NUMBER</div><div>- NOT TO SCALE</div><div>- POE NETWORK SWITCH</div><div>- PUBLIC ADDRESS</div><div>- PERMANENT LINK</div><div>- PANEL</div><div>- POWER OVER ETHERNET</div><div>- PANTILT/zoom</div><div>- ROOM</div><div>- SHIELDED TWISTED PAIR</div><div>- TELECOMMUNICATIONS</div><div>- TAMPER SWITCH</div><div>- TYPICAL</div><div>- UNLESS OTHERWISE NOTED</div><div>- UNSHIELDED TWISTED PAIR</div><div>- VOLTS</div><div>- VOLT-AMPERES</div><div>- VOLTMETER</div><div>- WATTS</div><div>- WATERPROOF</div><div>- WATERTIGHT</div></div>	
DN-P2-SEC-600 SECURITY DOOR SCHEDULE - DANCE						EQUIPMENT SYMBOL & TAG DEFINITIONS:	
FA-P2-SEC-101 SECURITY - FORT AWESOME LEVEL 1						<div><div>DEVICE</div><div>AC-X</div><div>DETAIL NUMBER</div></div>	
FA-P2-SEC-103 SECURITY - FORT AWESOME LEVEL 3						SHEET NUMBERING DEFINITIONS:	
FA-P2-SEC-300 SECURITY RISER DIAGRAMS - FORT AWESOME						<div><div><div>DN-P1-SEC-100</div><div>BUILDING</div><div>PROJECT #</div><div>DISCIPLINE</div><div>DRAWING #</div></div><div>FA - FIRE ALARM SEC - SECURITY</div></div>	
FA-P2-SEC-400 SECURITY DETAILS - FORT AWESOME						SECURITY ELECTRICAL NOTES:	
FA-P2-SEC-500 SECURITY DEVICE SCHEDULE - FORT AWESOME						SYMBOLS:	
FA-P2-SEC-600 SECURITY DOOR SCHEDULE - FORT AWESOME						GENERAL NOTES:	
HU-P2-SEC-100 SECURITY - HUMANITIES BASEMENT PLAN						SECURITY CONDUIT AND WIRING NOTES:	
HU-P2-SEC-101 SECURITY - HUMANITIES LEVEL 1						SECURITY DEVICE NOTES:	
HU-P2-SEC-102 SECURITY - HUMANITIES LEVEL 2						STANDARD ABBREVIATIONS:	
HU-P2-SEC-300 SECURITY RISER DIAGRAMS - HUMANITIES						EQUIPMENT SYMBOL & TAG DEFINITIONS:	
HU-P2-SEC-400 SECURITY DETAILS - HUMANITIES						SHEET NUMBERING DEFINITIONS:	
HU-P2-SEC-500 SECURITY DEVICE SCHEDULE - HUMANITIES						SECURITY ELECTRICAL NOTES:	
HU-P2-SEC-600 SECURITY DOOR SCHEDULE - HUMANITIES						SYMBOLS:	
MU-P2-SEC-100 SECURITY - MUSIC BASEMENT PLAN						GENERAL NOTES:	
MU-P2-SEC-101 SECURITY - MUSIC LEVEL 1						SECURITY CONDUIT AND WIRING NOTES:	
MU-P2-SEC-300 SECURITY RISER DIAGRAMS - MUSIC						SECURITY DEVICE NOTES:	
MU-P2-SEC-400 SECURITY DETAILS - MUSIC						STANDARD ABBREVIATIONS:	
MU-P2-SEC-605 SECURITY DEVICE SCHEDULE - MUSIC						EQUIPMENT SYMBOL & TAG DEFINITIONS:	
MU-P2-SEC-606 SECURITY DOOR SCHEDULE - MUSIC						SHEET NUMBERING DEFINITIONS:	
SS-P2-SEC-101 SECURITY - SOCIAL SCIENCE LEVEL 1						SECURITY ELECTRICAL NOTES:	
SS-P2-SEC-102 SECURITY - SOCIAL SCIENCE LEVEL 2						SYMBOLS:	
SS-P2-SEC-300 SECURITY RISER DIAGRAMS - SOCIAL SCIENCE						GENERAL NOTES:	
SS-P2-SEC-400 SECURITY DETAILS - SOCIAL SCIENCE						SECURITY CONDUIT AND WIRING NOTES:	
SS-P2-SEC-500 SECURITY DEVICE SCHEDULE - SOCIAL SCIENCE						SECURITY DEVICE NOTES:	
SS-P2-SEC-600 SECURITY DOOR SCHEDULE - SOCIAL SCIENCE						STANDARD ABBREVIATIONS:	
VA-P2-SEC-100 SECURITY - VISUAL ARTS BASEMENT PLAN						EQUIPMENT SYMBOL & TAG DEFINITIONS:	
VA-P2-SEC-101 SECURITY - VISUAL ARTS LEVEL 1						SHEET NUMBERING DEFINITIONS:	
VA-P2-SEC-102 SECURITY - VISUAL ARTS LEVEL 2						SECURITY ELECTRICAL NOTES:	
VA-P2-SEC-103 SECURITY - VISUAL ARTS LEVEL 3						SYMBOLS:	
VA-P2-SEC-300 SECURITY RISER DIAGRAMS - VISUAL ARTS						GENERAL NOTES:	
VA-P2-SEC-400 SECURITY DETAILS - VISUAL ARTS						SECURITY CONDUIT AND WIRING NOTES:	
VA-P2-SEC-500 SECURITY DEVICE SCHEDULE - VISUAL ARTS						SECURITY DEVICE NOTES:	
VA-P2-SEC-600 SECURITY DOOR SCHEDULE - VISUAL ARTS						STANDARD ABBREVIATIONS:	

CS-P2-SEC-000

GENERAL - COVER SHEET

DN-P2-SEC-100

SECURITY - DANCE BASMENT PLAN

DN-P2-SEC-101

SECURITY - DANCE LEVEL 1

DN-P2-SEC-300

SECURITY RISER DIAGRAMS - DANCE

DN-P2-SEC-400

SECURITY DETAILS - DANCE

DN-P2-SEC-500

SECURITY DEVICE SCHEDULE - DANCE

DN-P2-SEC-600

SECURITY DOOR SCHEDULE - DANCE

FA-P2-SEC-101

SECURITY - FORT AWESOME LEVEL 1

FA-P2-SEC-103

SECURITY - FORT AWESOME LEVEL 3

FA-P2-SEC-300

SECURITY RISER DIAGRAMS - FORT AWESOME

FA-P2-SEC-400

SECURITY DETAILS - FORT AWESOME

FA-P2-SEC-500

SECURITY DEVICE SCHEDULE - FORT AWESOME

FA-P2-SEC-600

SECURITY DOOR SCHEDULE - FORT AWESOME

HU-P2-SEC-100

SECURITY - HUMANITIES BASEMENT PLAN

HU-P2-SEC-101

SECURITY - HUMANITIES LEVEL 1

HU-P2-SEC-102

SECURITY - HUMANITIES LEVEL 2

HU-P2-SEC-300

SECURITY RISER DIAGRAMS - HUMANITIES

HU-P2-SEC-400

SECURITY DETAILS - HUMANITIES

HU-P2-SEC-500

SECURITY DEVICE SCHEDULE - HUMANITIES

HU-P2-SEC-600

SECURITY DOOR SCHEDULE - HUMANITIES

MU-P2-SEC-100

SECURITY - MUSIC BASEMENT PLAN

MU-P2-SEC-101

SECURITY - MUSIC LEVEL 1

MU-P2-SEC-300

SECURITY RISER DIAGRAMS - MUSIC

MU-P2-SEC-400

SECURITY DETAILS - MUSIC

MU-P2-SEC-605

SECURITY DEVICE SCHEDULE - MUSIC

MU-P2-SEC-606

SECURITY DOOR SCHEDULE - MUSIC

SS-P2-SEC-101

SECURITY - SOCIAL SCIENCE LEVEL 1

SS-P2-SEC-102

SECURITY - SOCIAL SCIENCE LEVEL 2

SS-P2-SEC-300

SECURITY RISER DIAGRAMS - SOCIAL SCIENCE

SS-P2-SEC-400

SECURITY DETAILS - SOCIAL SCIENCE

SS-P2-SEC-500

SECURITY DEVICE SCHEDULE - SOCIAL SCIENCE

SS-P2-SEC-600

SECURITY DOOR SCHEDULE - SOCIAL SCIENCE

VA-P2-SEC-100

SECURITY - VISUAL ARTS BASEMENT PLAN

VA-P2-SEC-101

SECURITY - VISUAL ARTS LEVEL 1

VA-P2-SEC-102

SECURITY - VISUAL ARTS LEVEL 2

VA-P2-SEC-103

SECURITY - VISUAL ARTS LEVEL 3

VA-P2-SEC-300

SECURITY RISER DIAGRAMS - VISUAL ARTS

VA-P2-SEC-400

SECURITY DETAILS - VISUAL ARTS

VA-P2-SEC-500

SECURITY DEVICE SCHEDULE - VISUAL ARTS

VA-P2-SEC-600

SECURITY DOOR SCHEDULE - VISUAL ARTS

DN-P1-SEC-100

BUILDING

PROJECT #

DISCIPLINE

DRAWING #

FA - FIRE ALARM  
SEC - SECURITY

AC-X

ACP

K

MC-X

ALP

NWS

PERM 4

PERM 2

ACCESS CONTROL CARD READER

ACCESS CONTROL PANEL (ENCLOSURE)

FIRE RELAY (FOR LOCK RELEASE), PROVIDED BY FIRE ALARM INSTALLER AND SHALL CONNECTED TO DOORS, AS REQUIRED, IF REQUIRED BY CODE FOR EGRESS.

MAGNETIC CONTACT/DOOR POSITION SWITCH

LOCK POWER SUPPLY, FOR ELECTRIC LOCKSETS THAT ARE NOT PUE POWERED

POE NETWORK SWITCH (EXISTING OR OWNER PROVIDED AS NEEDED)

4 PERMANENT-LINK RJ45 CAT 6A ETHERNET PORTS IN A GANG BOX. EACH PORT IS ITS OWN SEPARATE CAT 6A CABLE RUN BACK TO RESPECTIVE IT CLOSET.

HATCHED BOX ON PLANS INDICATES GROUPING OF DOORS TO THEIR ASSOCIATED ENCLOSURE.

2 PERMANENT-LINK RJ45 CAT 6A ETHERNET PORTS IN A GANG BOX. EACH PORT IS ITS OWN SEPARATE CAT 6A CABLE RUN BACK TO RESPECTIVE IT CLOSET.

1

2

RISER POWER (EMERGENCY CIRCUIT) CONTRACTOR SHALL PROVIDE A HARD WIRED CONNECTION TO A 120VAC 20A EMERGENCY CIRCUIT DEDICATED TO SECURITY IN EACH RISER LOCATION WITHIN A 4" X 4" BOX SURFACE MOUNTED 18" A.F.F. WITH WIRE ENDS TERMINATED AND INSULATED WITH WIRE NUTS. CONTRACTOR TO PROVIDE CONNECTION TO CLOSET AVAILABLE PANEL BOARD.

PROVIDE 4" X 4" X 2-1/4" DEEP BOX SURFACE MOUNTED ABOVE ACCESSIBLE CEILING UNLESS OTHERWISE NOTED.

AC-X

ACP

K

MC-X

ALP

NWS

PERM 4

PERM 2

ACCESS CONTROL CARD READER

ACCESS CONTROL PANEL (ENCLOSURE)

FIRE RELAY (FOR LOCK RELEASE), PROVIDED BY FIRE ALARM INSTALLER AND SHALL CONNECTED TO DOORS, AS REQUIRED, IF REQUIRED BY CODE FOR EGRESS.

MAGNETIC CONTACT/DOOR POSITION SWITCH

LOCK POWER SUPPLY, FOR ELECTRIC LOCKSETS THAT ARE NOT PUE POWERED

POE NETWORK SWITCH (EXISTING OR OWNER PROVIDED AS NEEDED)

4 PERMANENT-LINK RJ45 CAT 6A ETHERNET PORTS IN A GANG BOX. EACH PORT IS ITS OWN SEPARATE CAT 6A CABLE RUN BACK TO RESPECTIVE IT CLOSET.

HATCHED BOX ON PLANS INDICATES GROUPING OF DOORS TO THEIR ASSOCIATED ENCLOSURE.

2 PERMANENT-LINK RJ45 CAT 6A ETHERNET PORTS IN A GANG BOX. EACH PORT IS ITS OWN SEPARATE CAT 6A CABLE RUN BACK TO RESPECTIVE IT CLOSET.

1

2

RISER POWER (EMERGENCY CIRCUIT) CONTRACTOR SHALL PROVIDE A HARD WIRED CONNECTION TO A 120VAC 20A EMERGENCY CIRCUIT DEDICATED TO SECURITY IN EACH RISER LOCATION WITHIN A 4" X 4" BOX SURFACE MOUNTED 18" A.F.F. WITH WIRE ENDS TERMINATED AND INSULATED WITH WIRE NUTS. CONTRACTOR TO PROVIDE CONNECTION TO CLOSET AVAILABLE PANEL BOARD.

PROVIDE 4" X 4" X 2-1/4" DEEP BOX SURFACE MOUNTED ABOVE ACCESSIBLE CEILING UNLESS OTHERWISE NOTED.

AC-X

ACP

K

MC-X

ALP

NWS

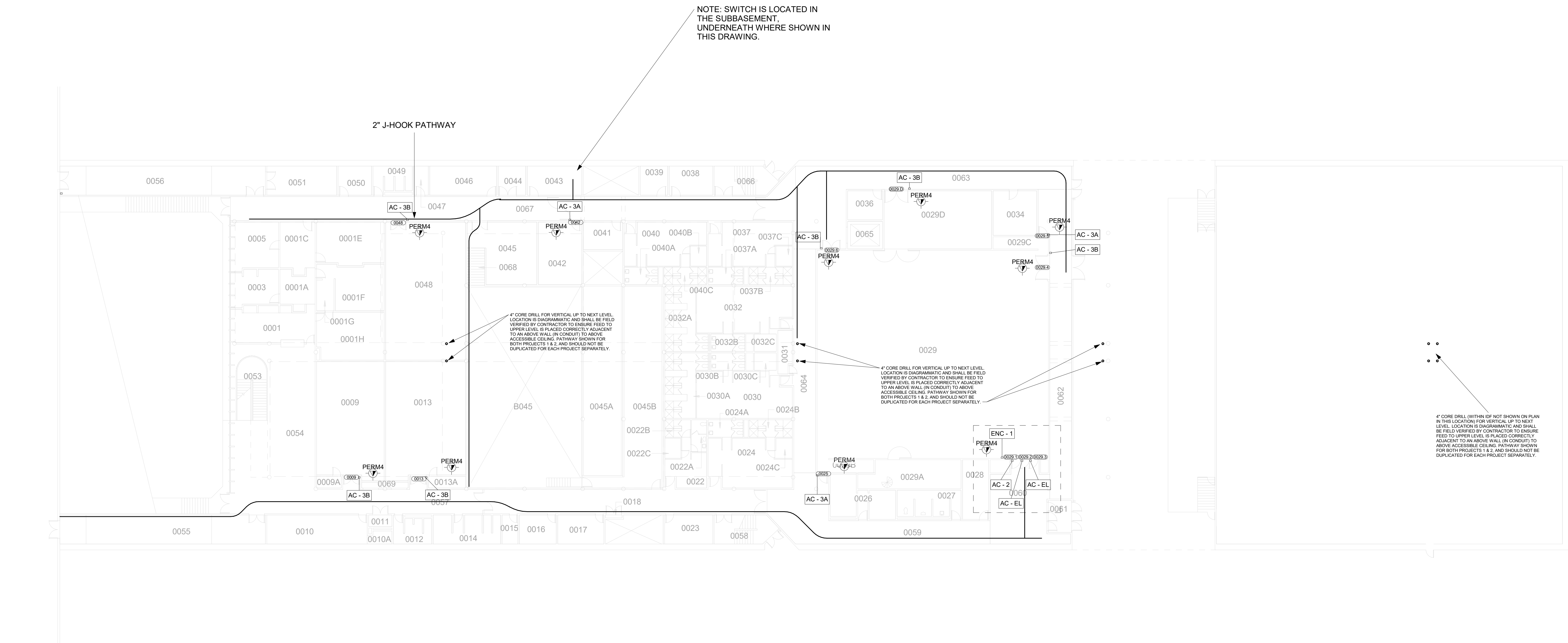
PERM 4

PERM 2

ACCESS CONTROL CARD READER

ACCESS CONTROL PANEL (ENCLOSURE)</

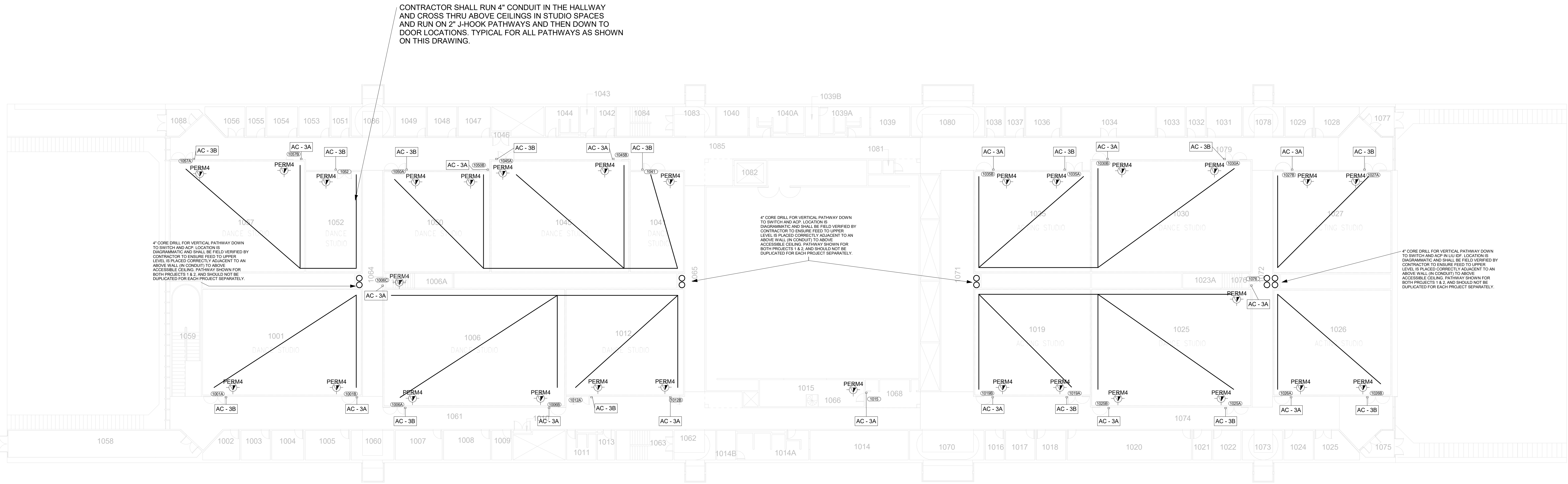
Central File: Update this text with Central file location  
Saved: 4/26/2023 10:31:59 AM Current Local File: C:\Users\jagard\Documents\SMW - 19455 - SUNY Purchase - R19 - jgarcia@smwllc.com.rvt



Central File: Update this text with Central file location  
Server: 4/28/2023 10:14:41 AM Current Local File: C:\Users\jagard\Documents\SW\_19455\_SUNY Purchase\_R19\_dgn\jagard@smwllc.com.rvt

GENERAL NOTE:  
CONTRACTOR SHALL IDENTIFY ANY COMPONENTS WITHIN THE  
WALLS, FLOORS, AND/OR CEILINGS THAT MIGHT BE AN IMPEDIMENT  
TO INSTALLATION OF NEW DOORS, HARDWARE, OR COMPONENTS.

1 DANCE- LEVEL 1 - PROJECT 2  
1/16" = 1'-0"









IT IS A VIOLATION OF LAW FOR ANY PERSON, UNLESS THEY ARE ACTING UNDER THE DIRECTION OF A LICENSED PROFESSIONAL ENGINEER, ARCHITECT, LANDSCAPE ARCHITECT OR LAND SURVEYOR TO ALTER AN ITEM IN ANY WAY. IF AN ITEM BEARING THE STAMP OF A LICENSED PROFESSIONAL IS ALTERED, THE ALTERING ENGINEER, ARCHITECT, LANDSCAPE ARCHITECT OR LAND SURVEYOR SHALL STAMP THE DOCUMENT AND INCLUDE THE NOTATION "ALTERED BY" FOLLOWED BY THEIR SIGNATURE, THE DATE OF SUCH ALTERATION, AND A SPECIFIC DESCRIPTION OF THE ALTERATION.

## GUNY PURCHASE

No.	Submittal / Revision	App'd.	By	Date
-----	----------------------	--------	----	------

1	BID SUBMISSION		04/28/2023
---	----------------	--	------------

SECURITY DEVICE  
SCHEDULE - DANCE

Designed By: KCB	Drawn By: KCB	Checked By: KCB
---------------------	------------------	--------------------

Issue Date:	Project No:	Scale:
04/28/2023	19453	AS SHOWN

Drawing No:

**DN-P2-SEC-500**

Central File: Update this text with Central file location  
 Saved: 4/28/2023 10:31:45 AM Current Local File: C:\Users\goetzj\Documents\SNW 19453 SUNY Purchase R19\_dpoetzj@snwllc.com\I

Central File: Update this text with Central file location  
Saved: 4/26/2023 10:31:47 AM Current Local File: C:\unassigned\Documents\SW\_19455\_SUNY\_Purchase\_R19\_dgn\dwg\smwllc.com.rvt

DOOR SCHEDULE - PROJECT 2 - DANCE																											
BUILDING NAME	LEVEL	DOOR - PROJECT #	DOOR - NUMBER	ROOM NAME & NUMBER - TO	TO/FROM	ROOM NAME & NUMBER - FROM	DOOR - WIDTH	DOOR - HEIGHT	DOOR - THICKNESS	DOOR - TYPE	DOOR - MATERIAL	DOOR - FINISH	FRAME - TYPE	FRAME - MATERIAL	FRAME - FINISH	FRAME - ANCHORS	FRAME - DEPTH	DETAILS - HEAD	DETAILS - JAMB	DETAILS - SILL	DOOR GLASS TYPE	DETENTION	FIRE RATING	UNDERCUT	HARDWARE - SET NO.	HARDWARE - HAND	REMARKS
DANCE	BASEMENT	2	0048	0067	TO	0048	(2) 3'-6"	7'-0"	1-3/4"		Steel	PT		Steel	PT		6"								P2-4	RH/LH	
DANCE	BASEMENT	2	0042	0067	TO	0042	3'-0"	7'-0"	1-3/4"		Steel	PT		Steel	PT		6"								P2-4	RH	
DANCE	BASEMENT	2	0009	0057	FROM	0009	(2) 3'-0"	7'-0"	1-3/4"		Steel	PT		Steel	PT		6"								P2-4	RHR/LHR	
DANCE	BASEMENT	2	0013	0057	FROM	0013	(2) 3'-0"	7'-0"	1-3/4"		Steel	PT		Steel	CL ANN		4"								P2-4	RHR/LHR	
DANCE	BASEMENT	2	0025	0059	FROM	0029B	3'-0"	7'-0"	1-3/4"		Steel	PT		Steel	PT		6"								P2-4	RHR/LHR	
DANCE	BASEMENT	2	0029.6	0063	FROM	0029	(2) 3'-0"	7'-0"	1-3/4"		Steel	PT		Steel	PT		6"								P2-4	RHR/LHR	
DANCE	BASEMENT	2	0029.D	0063	TO	0029.D	(2) 3'-0"	7'-0"	1-3/4"		Steel	PT		Steel	PT		6"								P2-4	RH/LH	
DANCE	BASEMENT	2	0029.5	0062	FROM	0029C	3'-0"	7'-0"	1-3/4"		Steel	PT		Steel	PT		6"								P2-4	RHR/LHR	
DANCE	BASEMENT	2	0029.4	0062	TO	0029	(2) 3'-6"	7'-0"	1-3/4"		Steel	PT		Steel	PT		6"								P2-4	RH/LH	
DANCE	BASEMENT	2	0029.1	0062	FROM	0029	3'-0"	7'-0"	1-3/4"		Steel	PT		Steel	PT		6"								P2-3	LHR	
DANCE	BASEMENT	2	0029.2	0062	FROM	0029	3'-0"	7'-0"	1-3/4"		Steel	PT		Steel	PT		6"								P2-3	LHR	
DANCE	BASEMENT	2	0029.3	0062	FROM	0029	3'-0"	7'-0"	1-3/4"		Steel	PT		Steel	PT		6"								P2-3	LHR	
DANCE	LEVEL 1	2	1057A	1057A	FROM	1085	3'-0"	7'-0"	2"		Steel	PT		Steel	PT		6"								P2-4	RHR	
DANCE	LEVEL 1	2	1057B	1057B	FROM	1085	(1) 3'-0" (1) 2'-0"	7'-0"	2"		Steel	PT		Steel	PT		6"								P2-4	RHR-ACT/LHR-F	
DANCE	LEVEL 1	2	1052	1085	TO	1052	(1) 3'-0" (1) 2'-0"	7'-0"	2"		Steel	PT		Steel	PT		6"								P2-4	RHR-ACT/LHR-F	
DANCE	LEVEL 1	2	1050A	1085	FROM	1050	(1) 3'-0" (1) 2'-0"	7'-0"	2"		Steel	PT		Steel	PT		6"								P2-4	RHR-ACT/LHR-F	
DANCE	LEVEL 1	2	1050B	1085	FROM	1050	3'-0"	7'-0"	1-3/4"		Steel	PT		Steel	PT		6"								P2-4		
DANCE	LEVEL 1	2	1045A	1085	FROM	1045	(1) 3'-0" (1) 2'-0"	7'-0"	2"		Steel	PT		Steel	PT		6"								P2-4	RHR-ACT/LHR-F	
DANCE	LEVEL 1	2	1045B	1085	FROM	1045	3'-0"	7'-0"	1-3/4"		Steel	PT		Steel	PT		6"								P2-4		
DANCE	LEVEL 1	2	1041	1085	FROM	1041	(1) 3'-0" (1) 2'-0"	7'-0"	1-3/4"		Steel	PT		Steel	PT		6"								P2-4	LHR-ACT/RHR-F	
DANCE	LEVEL 1	2	1012B	1012B	FROM	1061	3'-0"	7'-0"	2"		Steel	PT		Steel	CL ANN		6"								P2-4	LHR-ACT/RHR-F	
DANCE	LEVEL 1	2	1012A	1012A	FROM	1061	(1) 3'-0" (1) 2'-0"	7'-0"	1-3/4"		Steel	PT		Steel	PT		6"								P2-4	LHR-ACT/RHR-F	
DANCE	LEVEL 1	2	1006B	1006B	FROM	1061	3'-0"	7'-0"	2"		Steel	PT		Steel	PT		6"								P2-4	RHR	
DANCE	LEVEL 1	2	1006A	1006A	FROM	1061	(1) 3'-0" (1) 2'-0"	7'-0"	2"		Steel	PT		Steel	PT		6"								P2-4	RHR	
DANCE	LEVEL 1	2	1001B	1001B	FROM	1061	3'-0"	7'-0"	2"		Steel	PT		Steel	PT		6"								P2-4	LHR-ACT/RHR-F	
DANCE	LEVEL 1	2	1001A	100A	FROM	1061	(1) 3'-0" (1) 2'-0"	7'-0"	2"		Steel	PT		Steel	PT		6"								P2-4	LHR-ACT/RHR-F	
DANCE	LEVEL 1	2	1006C	1064	FROM	1087	3'-0"	7'-0"	2"		Steel	PT		Steel	PT		6"								P2-4	LHR	
DANCE	LEVEL 1	2	1015	1068	TO	1015	3'-0"	7'-0"	1-3/4"		Steel	PT		Steel	PT		6"								P2-4	LH	
DANCE	LEVEL 1	2	1019B	1074	FROM	1019	3'-0"	7'-0"	1-3/4"		Steel	PT		Steel	PT		6"								P2-4	LH	
DANCE	LEVEL 1	2	1019A	1074	FROM	1019	(1) 3'-0" (1) 2'-0"	7'-0"	2"		Steel	PT		Steel	PT		6"								P2-4	LHR-ACT/RHR-F	
DANCE	LEVEL 1	2	1025B	1074	FROM	1025	3'-0"	7'-0"	2"		Steel	PT					6"								P2-4	LHR	
DANCE	LEVEL 1	2	1025A	1074	FROM	1025	(1) 3'-0" (1) 2'-0"	7'-0"	2"		Steel	PT		Steel	PT		6"								P2-4	RHR-ACT/LHR-F	
DANCE	LEVEL 1	2	1026A	1074	FROM	1026	3'-0"	7'-0"	2"		Steel	PT		Steel	PT		6"								P2-4	RHR	
DANCE	LEVEL 1	2	1026B	1074	FROM	1026	(1) 3'-0" (1) 2'-0"	7'-0"	2"		Steel	PT		Steel	PT		6"								P2-4	RHR-ACT/LHR-F	
DANCE	LEVEL 1	2	1027A	1079	FROM	1027	(1) 3'-0" (1) 2'-0"	7'-0"	2"		Steel	PT		Steel	PT		6"								P2-4	LHR-ACT/RHR-F	
DANCE	LEVEL 1	2	1027B	1079	FROM	1027	3'-0"	7'-0"	2"		Steel	PT		Steel	PT		6"								P2-4	LHR	
DANCE	LEVEL 1	2	1030A	1079	FROM	1030	(1) 3'-0" (1) 2'-0"	7'-0"	2"		Steel	PT		Steel	PT		6"								P2-4	LHR-ACT/RHR-F	
DANCE	LEVEL 1	2	1030B	1079	FROM	1030	3'-0"	7'-0"	2"		Steel	PT		Steel	CL ANN		6"								P2-4	RHR	
DANCE	LEVEL 1	2	1035A	1079	FROM	1035	(1) 3'-0" (1) 2'-0"	7'-0"	2"		Steel	PT		Steel	PT		6"								P2-4	RHR-ACT/LHR-F	
DANCE	LEVEL 1	2	1035B	1079	FROM	1035	3'-0"	7'-0"	2"		Steel	PT		Steel	PT		6"								P2-4	RHR	
DANCE	LEVEL 1	2	1023C	1072	FROM	1076	3'-0"	7'-0"	1-3/4"		Steel	PT		Steel	PT		6"								P2-4	LHR	
DANCE	LEVEL 1	2	1076	1076	FROM	1072	3'-0"	7'-0"	2"		Steel	PT		Steel	PT		6"								P2-4	RHR	


GENERAL NOTES:

1) OVERALL - ALL INTERIOR DOORS SURVEYED WERE FULLY OPERATIONAL IN THAT THEY OPENED, CLOSED AND LATCHED WHEN REQUIRED. DOORS DO NOT NEED TO BE REPLACED TO ACCOMMODATE THE SHELTER-IN-PLACE PROJECT.

2) OVERALL - EXTERIOR DOORS ARE RELATIVELY NEW WITH PROVISIONS FOR ELECTRIFIED HARDWARE TO BE ADDED.

3) DANCE BUILDING - ALL INTERIOR STEEL DOORS ON THE 1ST FLOOR ARE IN GOOD CONDITION WITH A SELECT FEW THAT COULD USE HARDWARE MAINTENANCE - TIGHTENING FASTENERS AND REPLACING PERIMETER GASKETS. BASEMENT DOORS SHOW WEAR TYPICAL FOR HIGH USE AREAS.

4) OVERALL - THE LEVEL OF DETERIORATION IS CONSISTENT WITHIN EACH BUILDING. IT WOULD BE MOST ECONOMICAL TO REPLACE DOORS WITH A BUILDING-WIDE PROJECT.



IT IS A FIRM POLICY NOT TO ACCEPT ANY PROJECTS, INCLUDING THIS ONE, WITHOUT THE WRITTEN APPROVAL OF A LICENSED PROFESSIONAL ENGINEER, ARCHITECT, LANDSCAPE ARCHITECT OR PLANNING PROFESSIONAL. ANY CHANGES TO THE ORIGINAL DESIGN OR CONSTRUCTION SHALL BE MADE IN WRITING AND SIGNED BY THE PROFESSIONAL. ANY CHANGES TO THE ORIGINAL DESIGN OR CONSTRUCTION SHALL BE MADE IN WRITING AND SIGNED BY THE PROFESSIONAL. ANY CHANGES TO THE ORIGINAL DESIGN OR CONSTRUCTION SHALL BE MADE IN WRITING AND SIGNED BY THE PROFESSIONAL.

SUNY PURCHASE

No. | Submittal / Revision | App'd. | By | Date

1 | BID SUBMISSION | | | 04/28/2023

SECURITY DOOR  
SCHEDULE - DANCE

Designed By: KCB  
Drawn By: KCB  
Issue Date: 04/28/2023  
Project No: 19453  
Scale: AS SHOWN

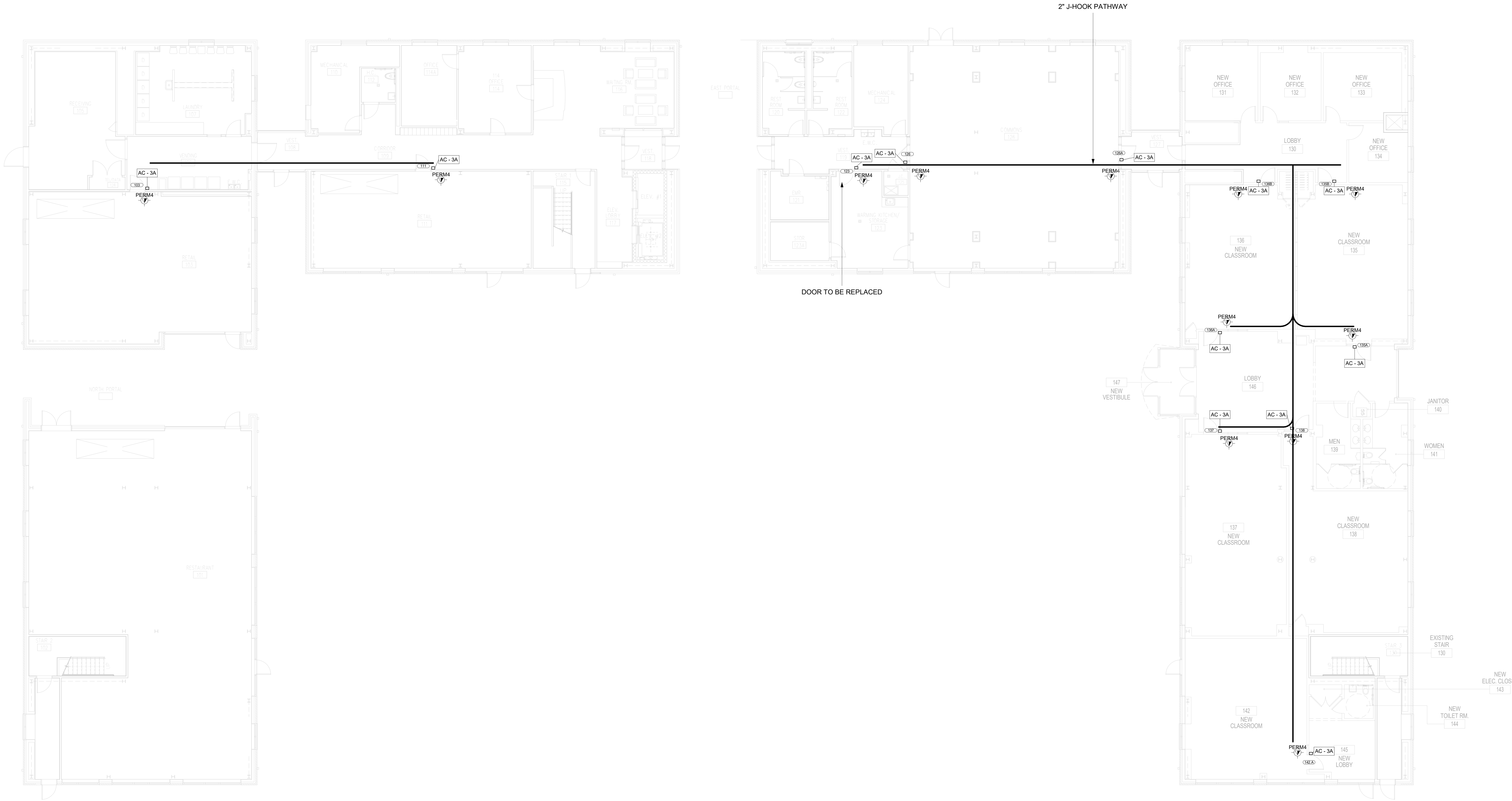
Drawing No:  
DN-P2-SEC-600




Central File: Update this text with Central file location  
Saved: 4/28/2023 10:14:48 AM Current Local File: C:\unassigned\Documents\SMW\_19453\_SUNY\_Purchase\_R19\_dgn\sgn\smw1.com.rvt

1 FORT AWESOME- LEVEL 1 - PROJECT 2  
1/8" = 1'-0"

GENERAL NOTE:  
CONTRACTOR SHALL IDENTIFY ANY COMPONENTS WITHIN THE  
WALLS, FLOORS, AND/OR CEILINGS THAT MIGHT BE AN IMPEDIMENT  
TO INSTALLATION OF NEW DOORS, HARDWARE, OR COMPONENTS.





IT IS A VIOLATION OF LAW FOR ANY PERSON, UNLESS THEY ARE ACTING UNDER THE DIRECTION OF A LICENSED PROFESSIONAL ENGINEER, ARCHITECT, LANDSCAPE ARCHITECT OR LAND SURVEYOR TO ALTER AN ITEM IN ANY WAY. IF AN ITEM BEARING THE STAMP OF A LICENSED PROFESSIONAL IS ALTERED, THE ALTERING ENGINEER, ARCHITECT, LANDSCAPE ARCHITECT OR LAND SURVEYOR SHALL STAMP THE DOCUMENT AND INCLUDE THE NOTATION "ALTERED BY" FOLLOWED BY THEIR SIGNATURE, THE DATE OF SUCH ALTERATION, AND A SPECIFIC DESCRIPTION OF THE ALTERATION.

SUNY PURCHASE

No.	Submittal / Revision	App'd.	By	Date
-----	----------------------	--------	----	------

1	BID SUBMISSION			04/28/2023
---	----------------	--	--	------------

Designed By: Designer	Drawn By: Author	Checked By: Checker
Issue Date: 04/28/2023	Project No: 19453	Scale: AS SHOWN

Drawing No:

**FA-P2-SEC-103**

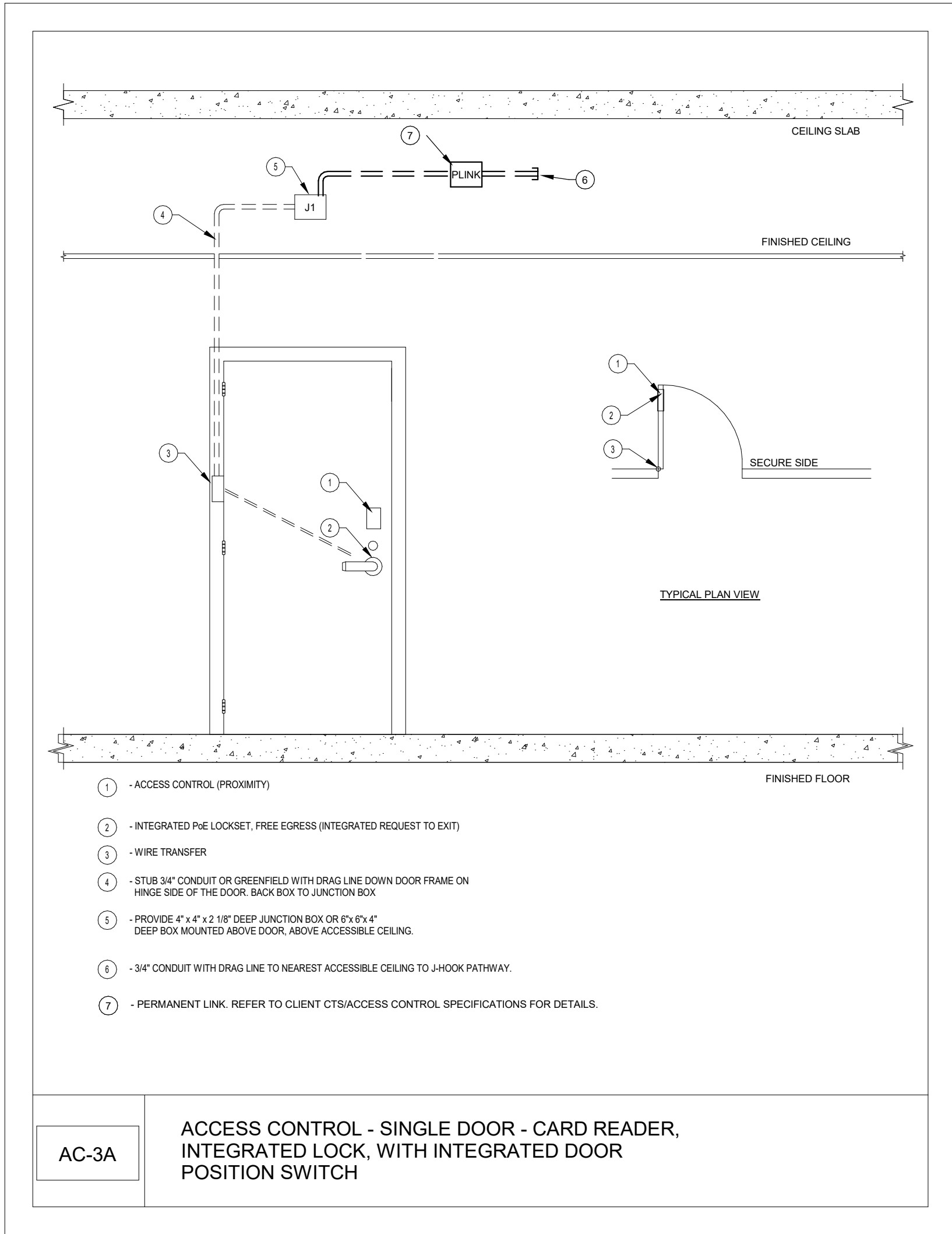
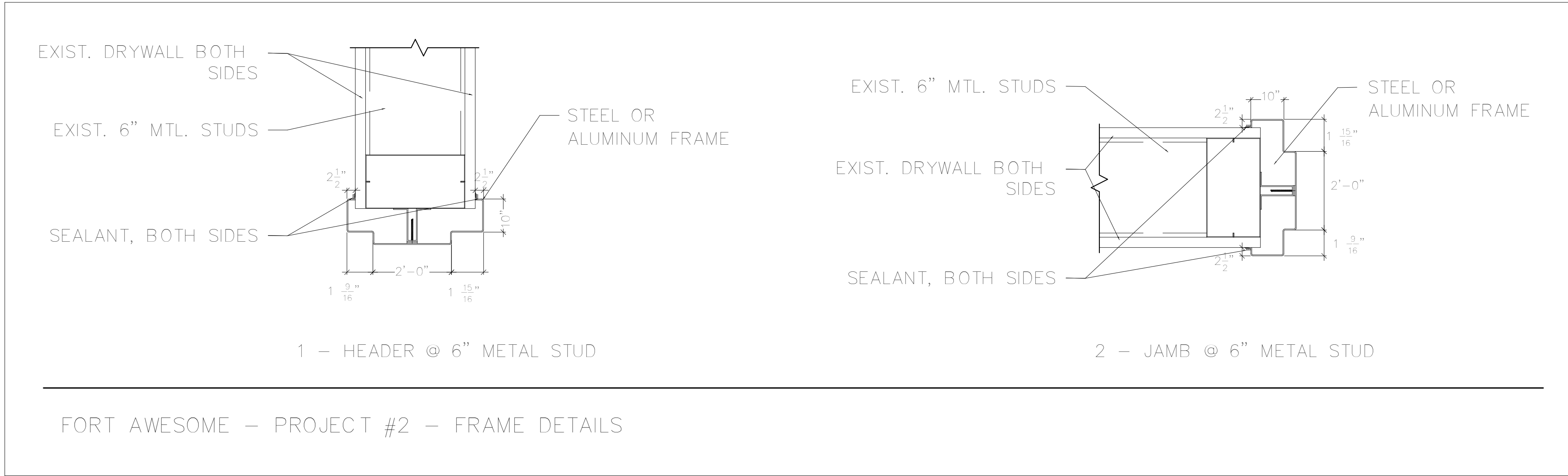
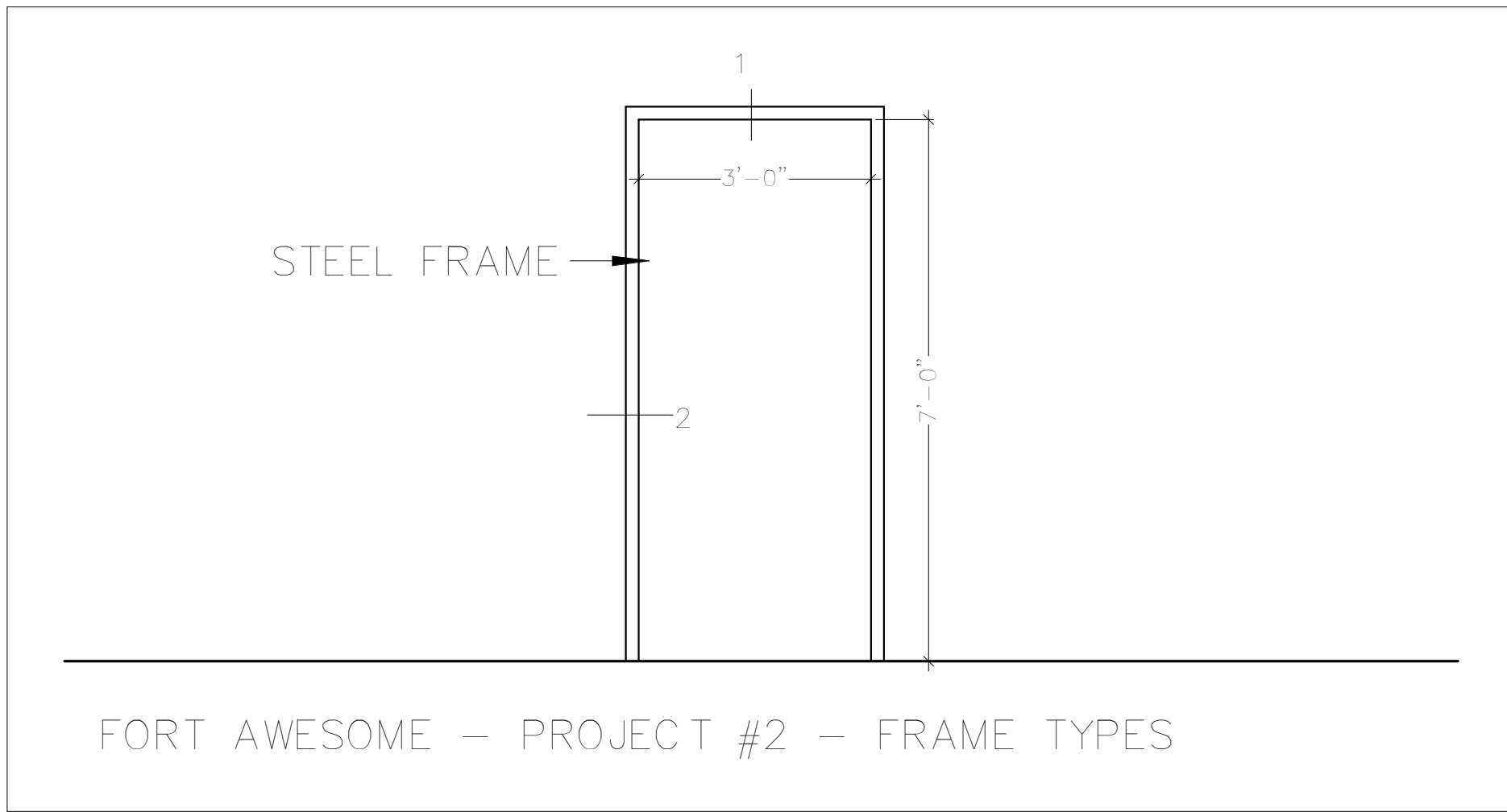
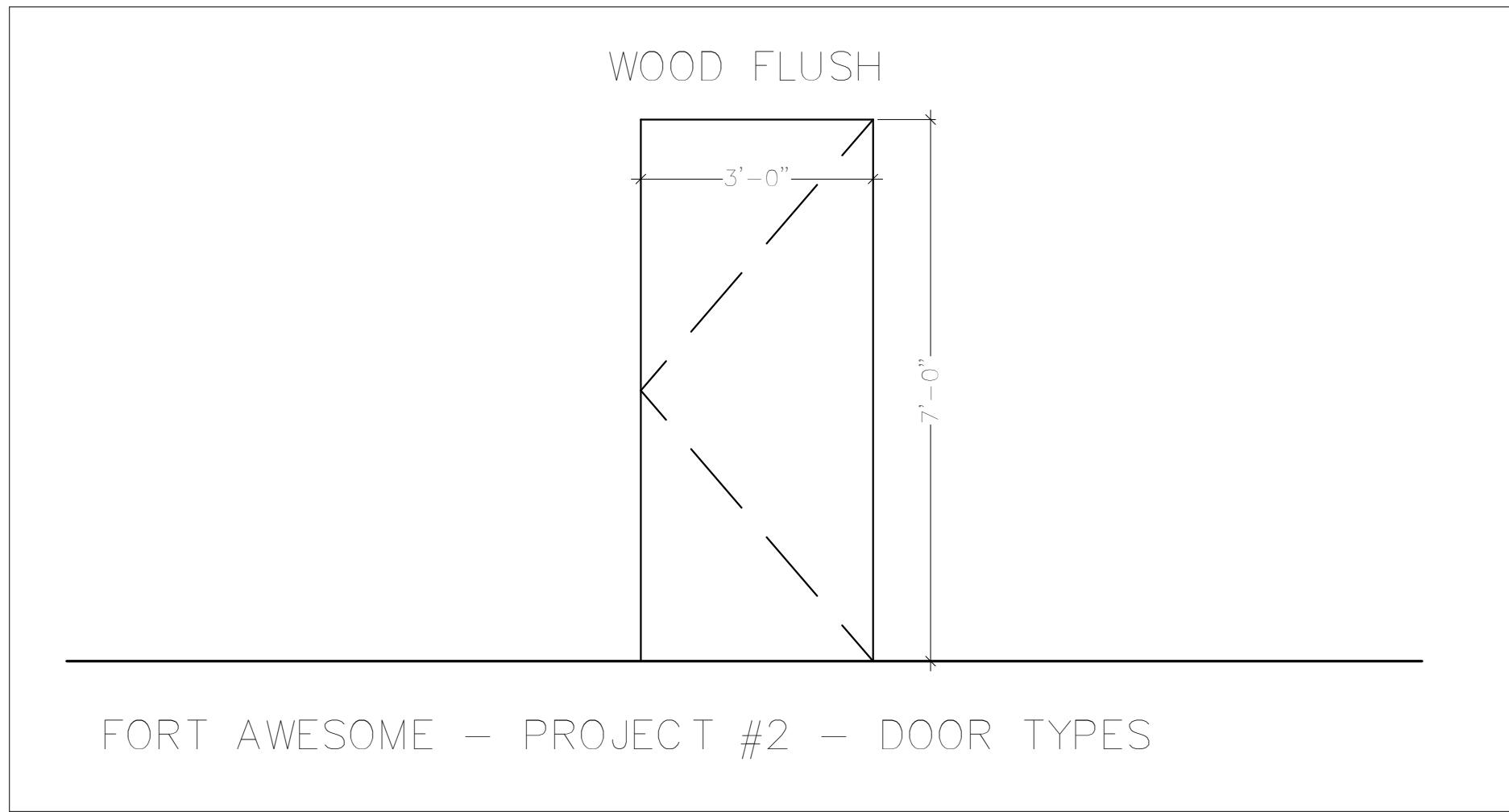
GENERAL NOTE:  
CONTRACTOR SHALL IDENTIFY ANY COMPONENTS WITHIN THE  
WALLS, FLOORS, AND/OR CEILINGS THAT MIGHT BE AN IMPEDIMENT  
TO INSTALLATION OF NEW DOORS, HARDWARE, OR COMPONENTS.

① FORT AWESOME- LEVEL 3  
1/8" = 1'-0"



Central File: Update this text with Central file location  
Server: 4/28/2023 10:31:53 AM Current Local File: C:\unassigned\Documents\SMW\_16455\_SUNY\_Purchase\_R19\_dgn\sgn@smwllc.com.rvt

GENERAL NOTE:  
IN FRAMES AND WALLS THAT ARE INACCESSIBLE FOR CONCEALED WIRING, PROVIDE SURFACE  
MOUNT RACEWAY.





Central File: Update this text with Central file location  
Server: 4/28/2023 10:31:55 AM Current Local File: C:\Users\jagard\Documents\SMW - 19455 - SUNY Purchase - R19 - signed@smwllc.com.txt

SECURITY DEVICE SCHEDULE - PROJECT 2 - FORT AWESOME																			
BUILDING	FLOOR	PROJECT #	DOOR NUMBER	ROOM NUMBER	DEVICE SYMBOL/DETAIL	ENCLOSURE #	HARDWARE SET	TERMINATION LOCATION	SECURITY DEVICE		LOCK						Linked Openings	NOTES	
									CARD READER	DOOR POSITION SWITCH	ELECTRIFIED EXIT DEVICE	ELECTRIC MORTISE LOCK	LATCH MONITOR	X-FER HINGE	REQUEST-TO-EXIT IN LOCK	INTERFACE			
										CONCEAL						AUTOMATIC DOOR OPENER			
FORT AWESOME	Level 1	2	126	126	AC-3A	--	4	RY0352	1						1	1		IN200 PoE LOCKSET - SINGLE DOOR	
FORT AWESOME	Level 1	2	136B	136	AC-3A	--	4	RY0352	1						1	1		IN200 PoE LOCKSET - SINGLE DOOR	
FORT AWESOME	Level 1	2	135B	135	AC-3A	--	4	RY0352	1						1	1		IN200 PoE LOCKSET - SINGLE DOOR	
FORT AWESOME	Level 1	2	136A	136	AC-3A	--	4	RY0352	1						1	1		IN200 PoE LOCKSET - SINGLE DOOR	
FORT AWESOME	Level 1	2	135A	135	AC-3A	--	4	RY0352	1						1	1		IN200 PoE LOCKSET - SINGLE DOOR	
FORT AWESOME	Level 1	2	137	137	AC-3A	--	4	RY0352	1						1	1		IN200 PoE LOCKSET - SINGLE DOOR	
FORT AWESOME	Level 1	2	138	138	AC-3A	--	4	RY0352	1						1	1		IN200 PoE LOCKSET - SINGLE DOOR	
FORT AWESOME	Level 1	2	142.A	142	AC-3A	--	4	RY0352	1						1	1		IN200 PoE LOCKSET - SINGLE DOOR	
FORT AWESOME	Level 1	2	123	123	AC-3A	--	4	RY0352	1						1	1		IN200 PoE LOCKSET - SINGLE DOOR	
FORT AWESOME	Level 1	2	111	111	AC-3A		4	RW0318	1						1	1		IN200 PoE LOCKSET - SINGLE DOOR	
FORT AWESOME	Level 1	2	103	103	AC-3A		4	RW0318	1						1	1		IN200 PoE LOCKSET - SINGLE DOOR	
FORT AWESOME	Level 1	2	126A	126	AC-3A		4	RY0352	1						1	1		IN200 PoE LOCKSET - SINGLE DOOR	
FORT AWESOME	Level 3	2	--	352	NWS	--	--	RY0352										NETWORK SWITCH	
FORT AWESOME	Level 3	--	--	352	NWS		--	RY0352										NETWORK SWITCH	

CHA

8 Wynton Drive, PO Box 1288  
Roseton, NY 13155-0288  
518.453.4393    www.chaoptiques.com

kcbArchitecture

417 Fifth Avenue  
New York, NY 10016  
Tel (212) 725-6800  
Fax (212) 725-0864  
www.smwllc.com

SM&W

417 Fifth Avenue  
New York, NY 10016  
Tel (212) 725-6800  
Fax (212) 725-0864  
www.smwllc.com

Purchase College

STATE UNIVERSITY OF NEW YORK

CAMPUS SECURITY UPGRADES PROJECT 2

735 Anderson Hill Rd.  
Purchase, NY 10577

PLAN NORTH

TRUE NORTH

SUNY PURCHASE

No. | Submittal / Revision | App'd. | By | Date

1 | BID SUBMISSION | | | 04/28/2023

SECURITY DEVICE SCHEDULE - FORT AWESOME

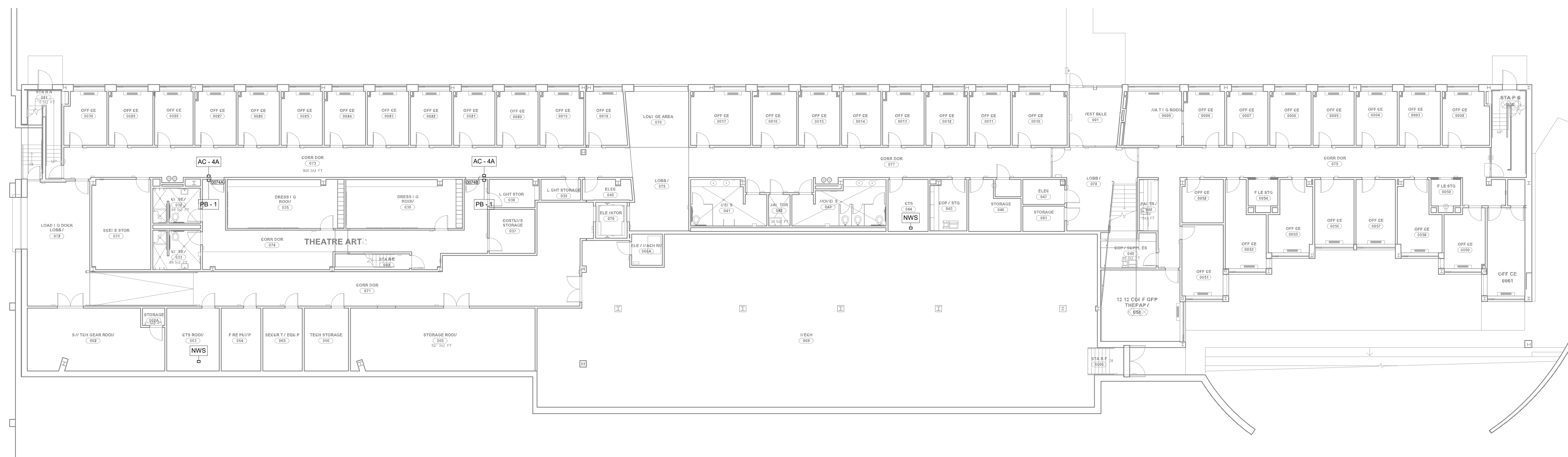
Designed By: KCB | Drawn By: KCB | Checked By: KCB

Issue Date: 04/28/2023 | Project No: 19453 | Scale: AS SHOWN

Drawing No:

FA-P2-SEC-500

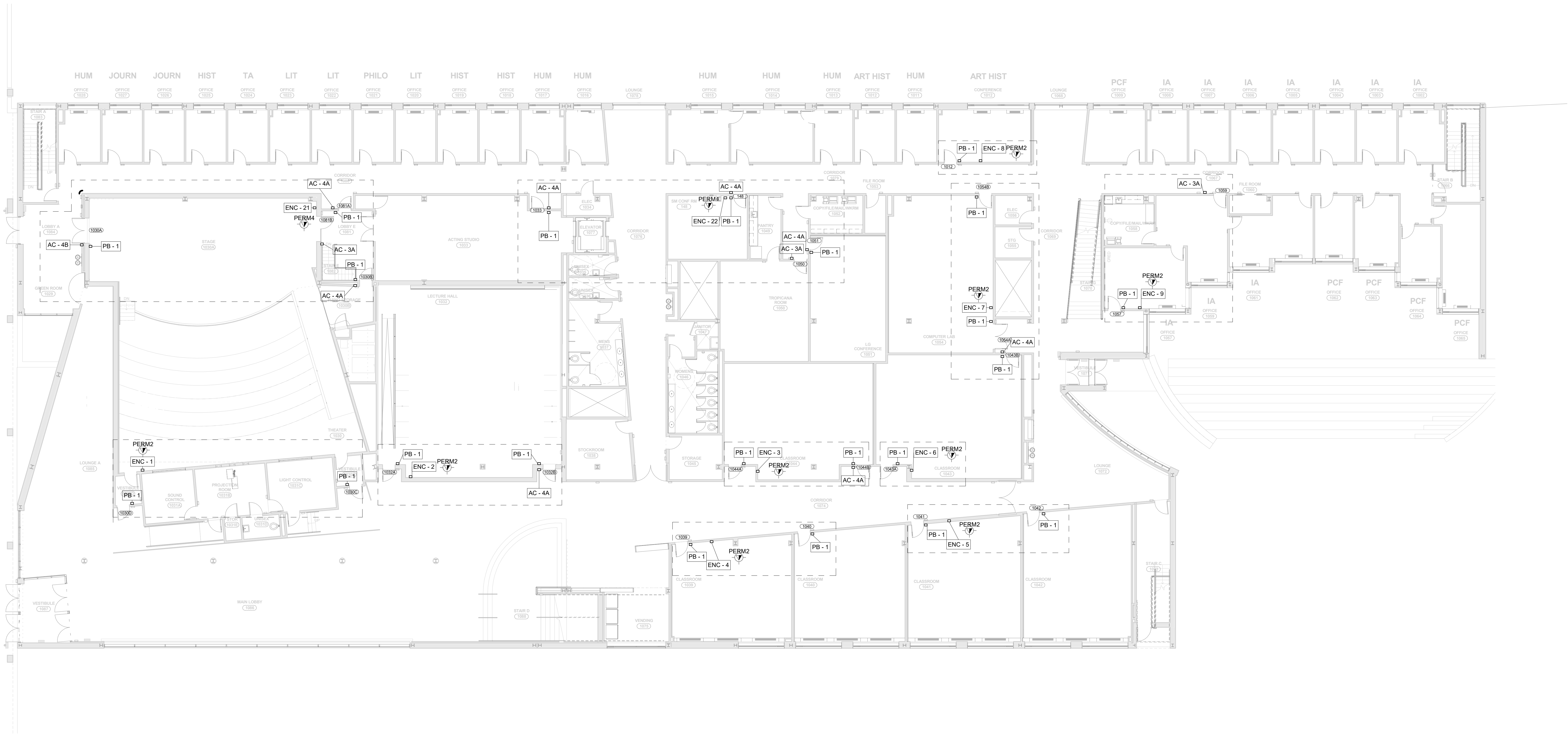
DOOR SCHEDULE - PROJECT 2 - FORT AWESOME																													
BUILDING NAME	LEVEL	DOOR - PROJECT #	DOOR - NUMBER	ROOM NAME & NUMBER - TO	TO/FROM	ROOM NAME & NUMBER - FROM	DOOR - WIDTH	DOOR - HEIGHT	DOOR - THICKNESS	DOOR - TYPE	DOOR - MATERIAL	DOOR - FINISH	FRAME - TYPE	FRAME - MATERIAL	FRAME - FINISH	FRAME - ANCHORS	FRAME - DEPTH	DETAILS - HEAD	DETAILS - JAMB	DETAILS - SILL	DOOR GLASS TYPE	DETENTION	FIRE RATING	UNDERCUT	HARDWARE - SET NO.	HARDWARE - HAND	REMARKS		
FORT AWESOME	LEVEL 1	2	136B	130	FROM	136	3'-0"	7'-0"	1-3/4"		Steel	PT		STEEL	PT		6"									P2-10	LHR		
FORT AWESOME	LEVEL 1	2	135B	130	FROM	135	3'-0"	7'-0"	1-3/4"		Steel	PT		STEEL	PT		6"									P2-10	LHR		
FORT AWESOME	LEVEL 1	2	135A	146	FROM	135	3'-0"	7'-0"	1-3/4"		Steel	PT		STEEL	PT		6"									P2-10	LHR		
FORT AWESOME	LEVEL 1	2	136A	146	FROM	136	3'-0"	7'-0"	1-3/4"		Steel	PT		STEEL	PT		6"									P2-10	LHR		
FORT AWESOME	LEVEL 1	2	137	146	FROM	137	3'-0"	7'-0"	1-3/4"		Steel	PT		STEEL	PT		6"									P2-10	LHR		
FORT AWESOME	LEVEL 1	2	138	146	FROM	138	3'-0"	7'-0"	1-3/4"		Steel	PT		STEEL	PT		6"									P2-10	LHR		
FORT AWESOME	LEVEL 1	2	142A	145	FROM	142	3'-0"	7'-0"	1-3/4"		Steel	PT		STEEL	PT		6"									P2-10	LHR		
FORT AWESOME	LEVEL 1	2	128	119	FROM	128	3'-0"	7'-0"	1-3/4"		Stain	PT		Steel	PT		6"									P2-4	LHR		
FORT AWESOME	LEVEL 1	2	123	119	TO	123	3'-0"	7'-0"	1-3/4"		WOOD	STAIN		STEEL	PT		6"									P2-8	RH	Replace Door	
FORT AWESOME	LEVEL 1	2	111	109	FROM	111	3'-0"	7'-0"	1 3/4"		Steel	PT														P2-4	RHR		
FORT AWESOME	LEVEL 1	2	103	106	FROM	103	3'-0"	7'-0"	1 3/4"		Steel	PT		Steel	PT											P2-4	RHR		
FORT AWESOME	LEVEL 1	2	126A	127	FROM	126	3'-0"	7'-0"	1-3/4"		Wood	Stain		Steel	PT		6"									P2-4	LHR		



GENERAL NOTE:  
CONTRACTOR SHALL IDENTIFY ANY COMPONENTS WITHIN THE  
WALLS, FLOORS, AND/OR CEILINGS THAT MIGHT BE AN IMPEDIMENT  
TO INSTALLATION OF NEW DOORS, HARDWARE, OR COMPONENTS.

① HUMANITIES- BASEMENT PLAN - PROJECT 2  
3/32" = 1'-0"

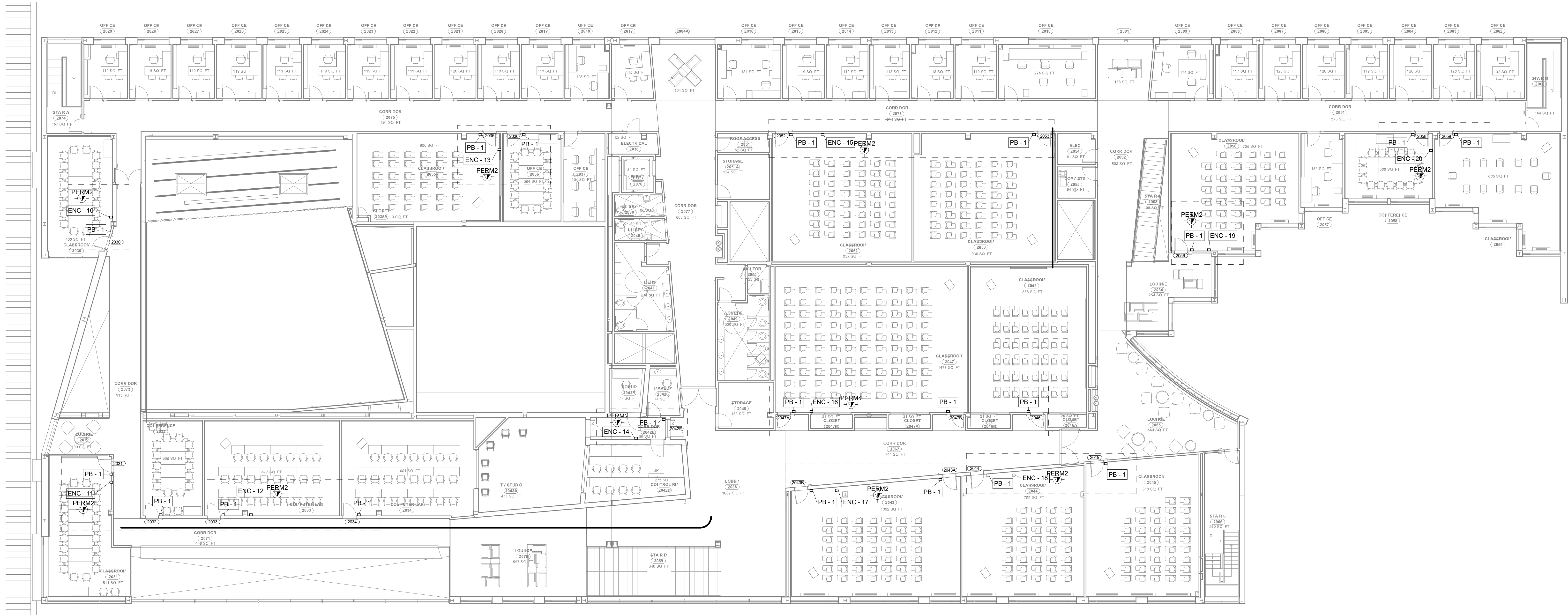
Central File: Update this text with Central file location  
Server: 4/28/2023 10:32:02 AM Current Local File: C:\Users\jagard\Documents\SMW\_19453\_SUNY\_Purchase\_R19\_dgn\jagard@smw.com.rvt



1 HUMANITIES- LEVEL 1 - PROJECT 2  
3/32" = 1'-0"

GENERAL NOTE:  
CONTRACTOR SHALL IDENTIFY ANY COMPONENTS WITHIN THE  
WALLS, FLOORS, AND/OR CEILINGS THAT MIGHT BE AN IMPEDIMENT  
TO INSTALLATION OF NEW DOORS, HARDWARE, OR COMPONENTS.





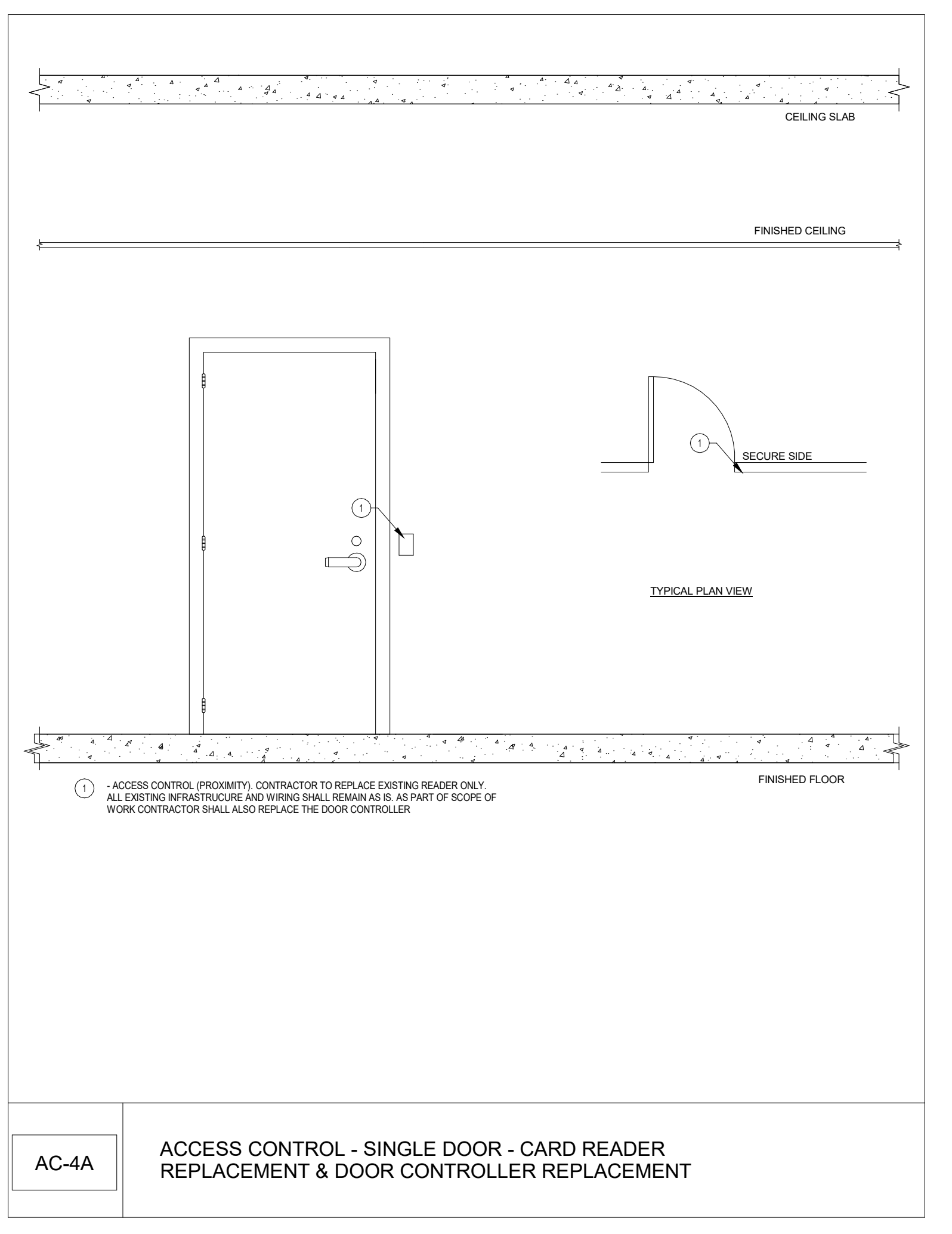
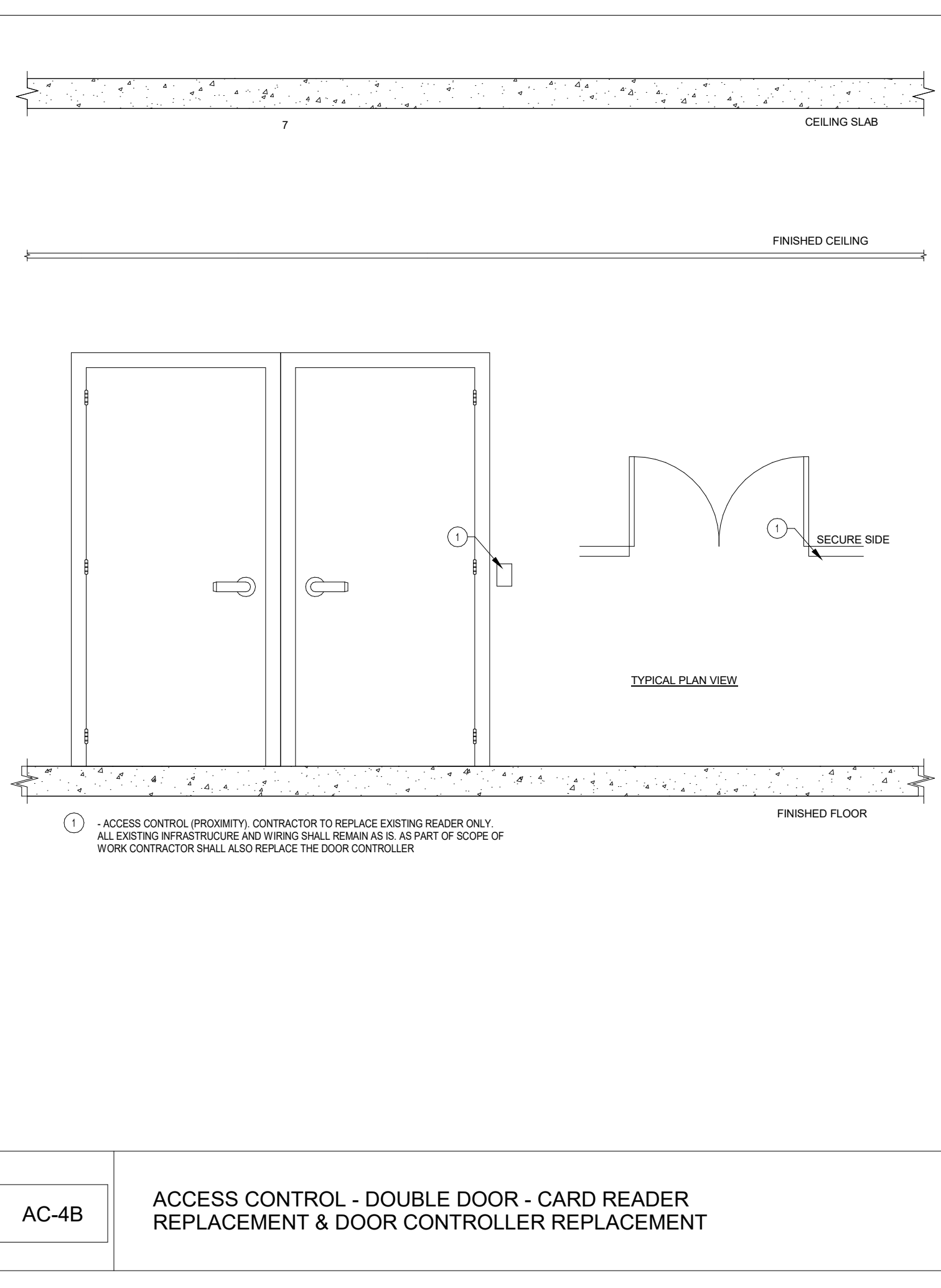
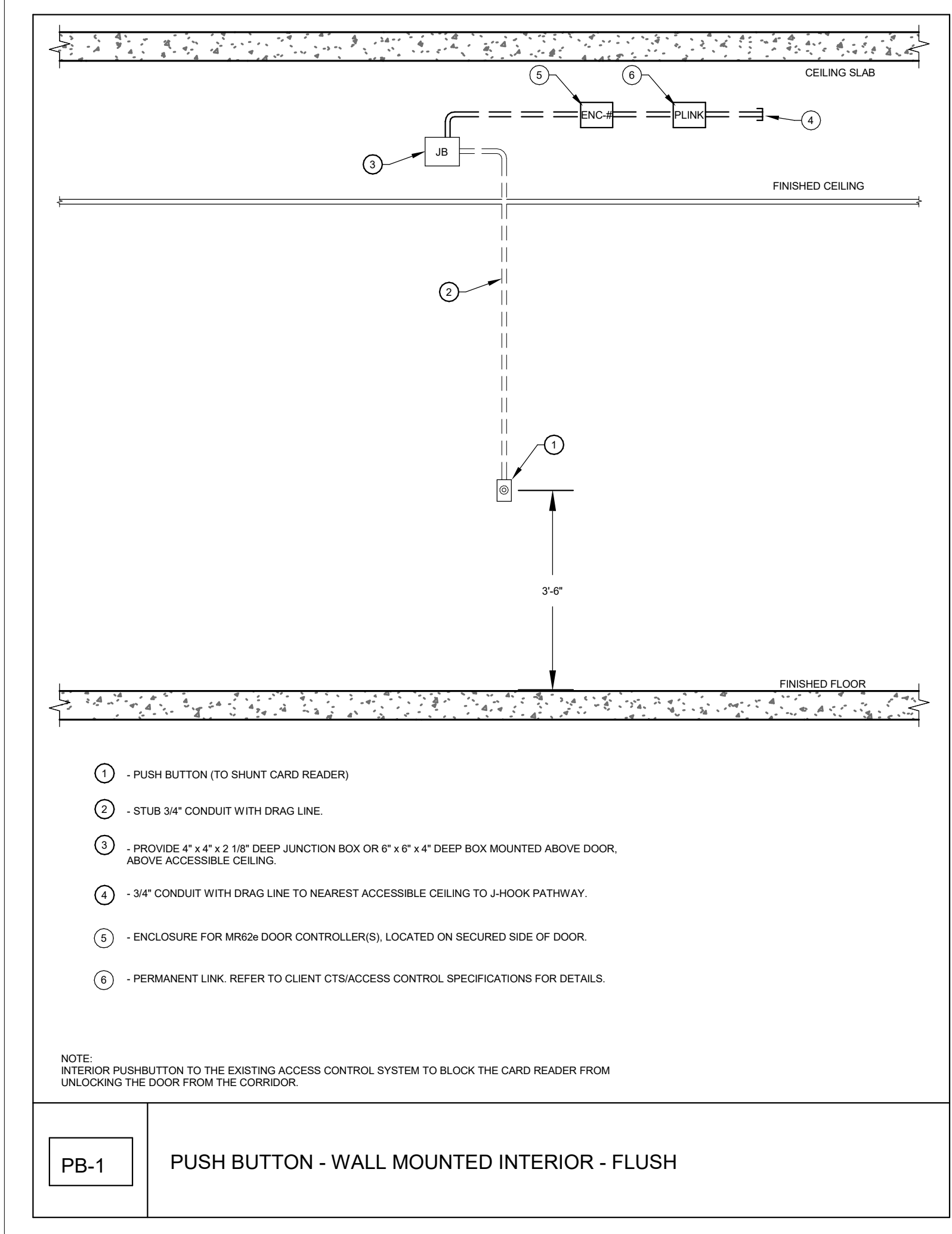
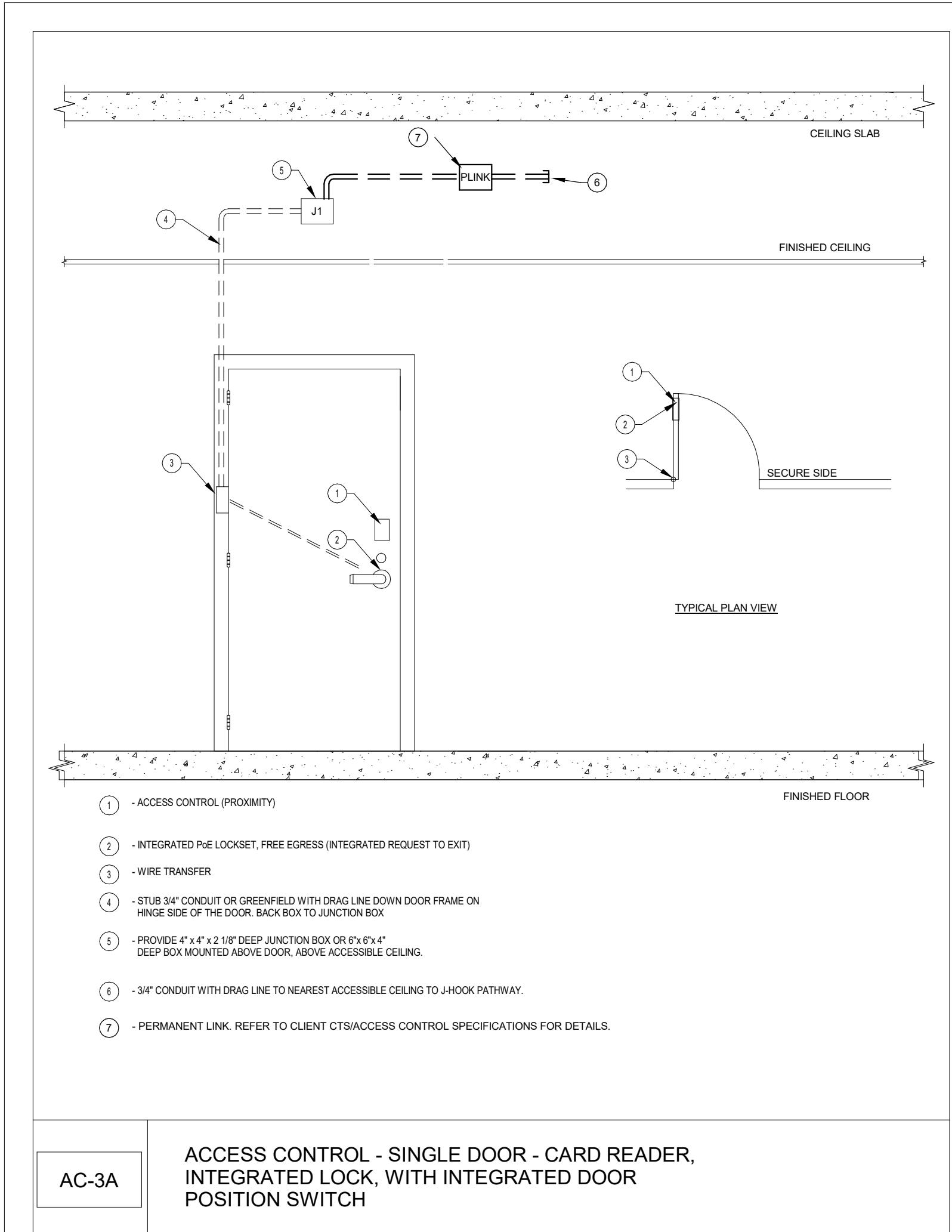
① **HUMANITIES- LEVEL 2 - PROJECT 2**  
3/32" = 1'-0"

GENERAL NOTE:  
CONTRACTOR SHALL IDENTIFY ANY COMPONENTS WITHIN THE  
WALLS, FLOORS, AND/OR CEILINGS THAT MIGHT BE AN IMPEDIMENT  
TO INSTALLATION OF NEW DOORS, HARDWARE, OR COMPONENTS.

Central File: Update this text with Central File location  
Saved: 4/28/2023 10:30:06 AM Current Local File: C:\Users\jagard\Documents\SMW - 19455 - SUNY Purchase - R19 - agard@smw.com.rvt



Central File: Update this text with Central file location  
Server: 4/28/2023 12:28 AM Current Local File: C:\Users\jagard\Documents\SMW - 19450 - SUNY Purchase - R19 - signed@smwllc.com.txt



GENERAL NOTE:  
IN FRAMES AND WALLS THAT ARE INACCESSIBLE FOR CONCEALED WIRING, PROVIDE SURFACE MOUNT RACEWAY.



Central File: Update this text with Central File location  
Saved: 4/26/2023 10:32:10 AM Current Local File: C:\Users\jagard\Documents\SMW - 1945 - SUNY Purchase - R19 - agard@smw.com.txt

SECURITY DEVICE SCHEDULE - PROJECT 2 - HUMANITIES																			
BUILDING	FLOOR	PROJECT #	DOOR NUMBER	ROOM NUMBER	DEVICE SYMBOL/DETAIL	ENCLOSURE #	HARDWARE SET	TERMINATION LOCATION	SECURITY DEVICE		LOCK							Linked Openings	NOTES
									CARD READER	DOOR POSITION SWITCH CONCEAL	ELECTRIFIED EXIT DEVICE	ELECTRIC MORTISE LOCK	LATCH MONITOR	X-FER HINGE	REQUEST-TO-EXIT IN LOCK	INTERFACE AUTOMATIC DOOR OPENER			
HUMANITIES	Basement	2	0074A	074	AC-4A	--	--	HU0063	1										
HUMANITIES	Basement	2	0074B	074	AC-4A	--	--	HU0063	1										
HUMANITIES	Basement	2	--	063	NWS	--	--	HU0063										NETWORK SWITCH	
HUMANITIES	Basement	2	--	044	NWS	--	--	HU0044										NETWORK SWITCH	
HUMANITIES	Basement		0074A	074	PB-1			HU0063											
HUMANITIES	Basement		0074B	074	PB-1			HU0063											
HUMANITIES	Level 1	2	1059	1059	AC-3A	9	4	HU0044	1						1	1			
HUMANITIES	Level 1	2	1081B	1081	AC-3A	21	4	HU0063	1						1	1			
HUMANITIES	Level 1	2	1050	1050	AC-3A	22	4	HU0063	1						1	1			
HUMANITIES	Level 1	2	1081A	1081	AC-4A	--	--	HU0063	1										
HUMANITIES	Level 1	2	1032B	1032	AC-4A	--	--	HU0063	1										
HUMANITIES	Level 1	2	1033	1033	AC-4A	--	--	HU0063	1										
HUMANITIES	Level 1	2	148	148	AC-4A	--	--	HU0063	1										
HUMANITIES	Level 1	2	1044B	1044	AC-4A	--	--	HU0044	1										
HUMANITIES	Level 1	2	1030B	1030B	AC-4A	--	--	HU0063	1										
HUMANITIES	Level 1	2	1043B	1043	AC-4A	--	--	HU0044	1										
HUMANITIES	Level 1	2	1051	1051	AC-4A	--	--	HU0063	1										
HUMANITIES	Level 1	2	1030A	1030A	AC-4B	--	4	HU0063	1										
HUMANITIES	Level 1	2	1030D & 1030C	1030D	ENCLOSURE	1	MR62E (X1)	HU0063										IN200 PoE LOCKSET - DOUBLE DOOR	
HUMANITIES	Level 1	2	1032A, 1032B	1032	ENCLOSURE	2	MR62E (X1)	HU0063										DOOR CONTROLLER ENCLOSURE	
HUMANITIES	Level 1	2	1044A	1044	ENCLOSURE	3	MR62E (X1)	HU0063										DOOR CONTROLLER ENCLOSURE	
HUMANITIES	Level 1	2	1039 & 1040	1039	ENCLOSURE	4	MR62E (X1)	HU0063										DOOR CONTROLLER ENCLOSURE	
HUMANITIES	Level 1	2	1041 & 1042	1041	ENCLOSURE	5	MR62E (X1)	HU0044										DOOR CONTROLLER ENCLOSURE	
HUMANITIES	Level 1	2	1043A	1043	ENCLOSURE	6	MR62E (X1)	HU0044										DOOR CONTROLLER ENCLOSURE	
HUMANITIES	Level 1	2	1054A & 1054B	1054	ENCLOSURE	7	MR62E (X1)	HU0044										DOOR CONTROLLER ENCLOSURE	
HUMANITIES	Level 1	2	1012	1012	ENCLOSURE	8	MR62E (X1)	HU0044										DOOR CONTROLLER ENCLOSURE	
HUMANITIES	Level 1	2	1057	1057	ENCLOSURE	9	MR62E (X1)	HU0044										DOOR CONTROLLER ENCLOSURE	
HUMANITIES	Level 1	2	1030A, 1081A, 1081B, 1030B	1030A	ENCLOSURE	21	MR62E (X2)	HU0063										DOOR CONTROLLER ENCLOSURE	
HUMANITIES	Level 1	2	1033, 148, 1050, 1051	148	ENCLOSURE	22	MR62E (X2)	HU0063										DOOR CONTROLLER ENCLOSURE	
HUMANITIES	Level 1	2	1030D	1030D	PB-1	1	5	HU0063										PUSH BUTTON ON EXISTING ACCESS CONTROLLED DOOR TO SHUNT READER.	
HUMANITIES	Level 1	2	1030C	1030C	PB-1	1	5	HU0063										PUSH BUTTON ON EXISTING ACCESS CONTROLLED DOOR TO SHUNT READER.	
HUMANITIES	Level 1	2	1032A	1032	PB-1	2	5	HU0063										PUSH BUTTON ON EXISTING ACCESS CONTROLLED DOOR TO SHUNT READER.	
HUMANITIES	Level 1	2	1012	1012	PB-1	8	5	HU0044										PUSH BUTTON ON EXISTING ACCESS CONTROLLED DOOR TO SHUNT READER.	
HUMANITIES	Level 1	2	1054B	1054	PB-1	7	5	HU0044										PUSH BUTTON ON EXISTING ACCESS CONTROLLED DOOR TO SHUNT READER.	
HUMANITIES	Level 1	2	1054A	1054	PB-1	7	5	HU0044										PUSH BUTTON ON EXISTING ACCESS CONTROLLED DOOR TO SHUNT READER.	
HUMANITIES	Level 1	2	1043A	1043	PB-1	6	5	HU0044										PUSH BUTTON ON EXISTING ACCESS CONTROLLED DOOR TO SHUNT READER.	
HUMANITIES	Level 1	2	1044A	1044	PB-1	3	5	HU0063										PUSH BUTTON ON EXISTING ACCESS CONTROLLED DOOR TO SHUNT READER.	
HUMANITIES	Level 1	2	1057	1057	PB-1	9	5	HU0044										PUSH BUTTON ON EXISTING ACCESS CONTROLLED DOOR TO SHUNT READER.	
HUMANITIES	Level 1	2	1039	1039	PB-1	4	5	HU0063										PUSH BUTTON ON EXISTING ACCESS CONTROLLED DOOR TO SHUNT READER.	
HUMANITIES	Level 1	2	1040	1040	PB-1	4	5	HU0063										PUSH BUTTON ON EXISTING ACCESS CONTROLLED DOOR TO SHUNT READER.	
HUMANITIES	Level 1	2	1041	1041	PB-1	5	5	HU0044										PUSH BUTTON ON EXISTING ACCESS CONTROLLED DOOR TO SHUNT READER.	
HUMANITIES	Level 1	2	1042	1042	PB-1	5	5	HU0044										PUSH BUTTON ON EXISTING ACCESS CONTROLLED DOOR TO SHUNT READER.	
HUMANITIES	Level 1	2	1030A	1030A	PB-1	21	5	HU0063										PUSH BUTTON ON EXISTING ACCESS CONTROLLED DOOR TO SHUNT READER.	
HUMANITIES	Level 1	2	1081A	1081	PB-1	21	5	HU0063										PUSH BUTTON ON EXISTING ACCESS CONTROLLED DOOR TO SHUNT READER.	
HUMANITIES	Level 1	2	1030B	1030A	PB-1	21	5	HU0063										PUSH BUTTON ON EXISTING ACCESS CONTROLLED DOOR TO SHUNT READER.	
HUMANITIES	Level 1	2	1032B	1032	PB-1	2	5	HU0063										PUSH BUTTON ON EXISTING ACCESS CONTROLLED DOOR TO SHUNT READER.	
HUMANITIES	Level 1	2	1033	1033	PB-1	22	5	HU0063										PUSH BUTTON ON EXISTING ACCESS CONTROLLED DOOR TO SHUNT READER.	
HUMANITIES	Level 1	2	148	148	PB-1	22	5	HU0063										PUSH BUTTON ON EXISTING ACCESS CONTROLLED DOOR TO SHUNT READER.	
HUMANITIES	Level 1	2	1051	1051	PB-1	22	5	HU0063										PUSH BUTTON ON EXISTING ACCESS CONTROLLED DOOR TO SHUNT READER.	
HUMANITIES	Level 1	2	1044B	1044	PB-1	3	5	HU0063										PUSH BUTTON ON EXISTING ACCESS CONTROLLED DOOR TO SHUNT READER.	
HUMANITIES	Level 1	2	1043B	1043	PB-1	7	5	HU0044										PUSH BUTTON ON EXISTING ACCESS CONTROLLED DOOR TO SHUNT READER.	
HUMANITIES	Level 2	2	2030	2030	ENCLOSURE	10	MR62E (X1)	HU0063										DOOR CONTROLLER ENCLOSURE	
HUMANITIES	Level 2	2	2031 & 2032	2031	ENCLOSURE	11	MR62E (X1)	HU0063										DOOR CONTROLLER ENCLOSURE	
HUMANITIES	Level 2	2	2033 & 2034	2033	ENCLOSURE	12	MR62E (X1)	HU0063										DOOR CONTROLLER ENCLOSURE	
HUMANITIES	Level 2	2	2035 & 2036	2035	ENCLOSURE	13	MR62E (X1)	HU0063										DOOR CONTROLLER ENCLOSURE	
HUMANITIES	Level 2	2	2042E	2042E	ENCLOSURE	14	MR62E (X1)	HU0063										DOOR CONTROLLER ENCLOSURE	
HUMANITIES	Level 2	2	2052 & 2053	2052	ENCLOSURE	15	MR62E (X1)	HU0063										DOOR CONTROLLER ENCLOSURE	
HUMANITIES	Level 2	2	2047A, 2047B, 2046	2047	ENCLOSURE	16	MR62E (X2)	HU0063										DOOR CONTROLLER ENCLOSURE	
HUMANITIES	Level 2	2	2043B & 2043A	2043	ENCLOSURE	17	MR62E (X1)	HU0063										DOOR CONTROLLER ENCLOSURE	
HUMANITIES	Level 2	2	2044 & 2045	2044	ENCLOSURE	18	MR62E (X1)	HU0044										DOOR CONTROLLER ENCLOSURE	
HUMANITIES	Level 2	2	2056	2056	ENCLOSURE	19	MR62E (X1)	HU0044										DOOR CONTROLLER ENCLOSURE	
HUMANITIES	Level 2	2	2058 & 2059	2058	ENCLOSURE	20	MR62E (X1)	HU0044										DOOR CONTROLLER ENCLOSURE	
HUMANITIES	Level 2	2	2030	2030	PB-1	10	5	HU0063										PUSH BUTTON ON EXISTING ACCESS CONTROLLED DOOR TO SHUNT READER.	
HUMANITIES	Level 2	2	2035	2035	PB-1	13	5	HU0063										PUSH BUTTON ON EXISTING ACCESS CONTROLLED DOOR TO SHUNT READER.	
HUMANITIES	Level 2	2	2036	2036	PB-1	13	5	HU0063										PUSH BUTTON ON EXISTING ACCESS CONTROLLED DOOR TO SHUNT READER.	
HUMANITIES	Level 2	2	2031	2031	PB-1	11	5	HU0063										PUSH BUTTON ON EXISTING ACCESS CONTROLLED DOOR TO SHUNT READER.	
HUMANITIES	Level 2	2	2032	2032	PB-1	11	5	HU0063										PUSH BUTTON ON EXISTING ACCESS CONTROLLED DOOR TO SHUNT READER.	
HUMANITIES	Level 2	2	2033	2033	PB-1	12	5	HU0063										PUSH BUTTON ON EXISTING ACCESS CONTROLLED DOOR TO SHUNT READER.	
HUMANITIES	Level 2	2	2034	2034	PB-1	12	5	HU0063										PUSH BUTTON ON EXISTING ACCESS CONTROLLED DOOR TO SHUNT READER.	
HUMANITIES	Level 2	2	2042E	2042E	PB-1	14	5	HU0063										PUSH BUTTON ON EXISTING ACCESS CONTROLLED DOOR TO SHUNT READER.	
HUMANITIES	Level 2	2	2043A	2043	PB-1	17	5	HU0063										PUSH BUTTON ON EXISTING ACCESS CONTROLLED DOOR TO SHUNT READER.	
HUMANITIES	Level 2	2	2044	2044	PB-1	18	5	HU0044										PUSH BUTTON ON EXISTING ACCESS CONTROLLED DOOR TO SHUNT READER.	
HUMANITIES	Level 2	2	2045	2045	PB-1	18	5	HU0044										PUSH BUTTON ON EXISTING ACCESS CONTROLLED DOOR TO SHUNT READER.	
HUMANITIES	Level 2	2	2046	2046	PB-1	16	5	HU0063										PUSH BUTTON ON EXISTING ACCESS CONTROLLED DOOR TO SHUNT READER.	
HUMANITIES	Level 2	2	2047B	2047	PB-1	16	5	HU0063										PUSH BUTTON ON EXISTING ACCESS CONTROLLED DOOR TO SHUNT READER.	
HUMANITIES	Level 2	2	2052	2052	PB-1	15	5	HU0063										PUSH BUTTON ON EXISTING ACCESS CONTROLLED DOOR TO SHUNT READER.	
HUMANITIES	Level 2	2	2053	2053	PB-1	15	5	HU0063										PUSH BUTTON ON EXISTING ACCESS CONTROLLED DOOR TO SHUNT READER.	
HUMANITIES	Level 2	2	2056	2056	PB-1	19	5	HU0044										PUSH BUTTON ON EXISTING ACCESS CONTROLLED DOOR TO SHUNT READER.	
HUMANITIES	Level 2	2	2058	2058	PB-1	20	5	HU0044										PUSH BUTTON ON EXISTING ACCESS CONTROLLED DOOR TO SHUNT READER.	
HUMANITIES	Level 2	2	2059	2059	PB-1	20	5	HU0044										PUSH BUTTON ON EXISTING ACCESS CONTROLLED DOOR TO SHUNT READER.	
HUMANITIES	Level 2	2	2047A	2047	PB-1	16	5	HU0063										PUSH BUTTON ON EXISTING ACCESS CONTROLLED DOOR TO SHUNT READER.	
HUMANITIES	Level 2	2	2043B																




DOOR SCHEDULE - PROJECT 2 - HUMANITIES																											
BUILDING NAME	LEVEL	DOOR - PROJECT #	DOOR - NUMBER	ROOM NAME & NUMBER - TO	TO/FROM	ROOM NAME & NUMBER - FROM	DOOR - WIDTH	DOOR - HEIGHT	DOOR - THICKNESS	DOOR - TYPE	DOOR - MATERIAL	DOOR - FINISH	FRAME - TYPE	FRAME - MATERIAL	FRAME - FINISH	FRAME - ANCHORS	FRAME - DEPTH	DETAILS - HEAD	DETAILS - JAMB	DETAILS - SILL	DOOR GLASS TYPE	DETENTIO N	FIRE RATING	UNDERCU T	HARDWAR E - SET NO.	HARDWARE - HAND	REMARKS
HUMANITIES	BASEMENT	2	0074A	073	TO	074	3'-0"	7'-0"	1-3/4"		Steel	PT		Steel	PT		6"				10"x60" VL		60 MIN		P2-5	LH	Replace Door
HUMANITIES	BASEMENT	2	0074B	073	TO	074	3'-0"	7'-0"	1-3/4"		Steel	PT		Steel	PT		6"				10"x60" VL		60 MIN		P2-5	RH	Replace Door
HUMANITIES	LEVEL 1	2	1030A	1030A	TO	1084	(2) 3'-0"	7'-0"	1-3/4"		Steel	PT		Steel	PT		6"				10"x60" VL		C		P2-5	RHR/LHR	Replace door
HUMANITIES	LEVEL 1	2	1030D	1085	FROM	1030D	3'-0"	7'-0"	1-3/4"		Steel	PT		Steel	PT		6"				10"x60" VL		C		P2-5	LHR	
HUMANITIES	LEVEL 1	2	1030C	1086	FROM	1030C	3'-0"	7'-0"	1-3/4"		Steel	PT		Steel	PT		6"				10"x60" VL		C		P2-5	RHR	
HUMANITIES	LEVEL 1	2	1032A	1086	FROM	1032	3'-0"	7'-0"	1-3/4"		Steel	PT		Steel	PT		6"				10"x60" VL		C		P2-5	LHR	
HUMANITIES	LEVEL 1	2	1032B	1086	FROM	1032	3'-0"	7'-0"	1-3/4"		Steel	PT		Steel	PT		6"						C		P2-5	RHR	
HUMANITIES	LEVEL 1	2	1081A	1080	FROM	1081	3'-0"	7'-0"	1-3/4"		Steel	PT		Steel	PT		6"								P2-5	RH	
HUMANITIES	LEVEL 1	2	1039	1074	TO	1039	3'-0"	7'-0"	1-3/4"		Steel	PT		Steel	PT		6"				10"x60" VL		C		P2-5	RH	
HUMANITIES	LEVEL 1	2	1040	1074	TO	1040	3'-0"	7'-0"	1-3/4"		Steel	PT		Steel	PT		6"				10"x60" VL		C		P2-5	RH	
HUMANITIES	LEVEL 1	2	1044A	1074	FROM	1044	3'-0"	7'-0"	1-3/4"		Steel	PT		Steel	PT		6"				10"x60" VL		C		P2-5	LHR	
HUMANITIES	LEVEL 1	2	1043A	1074	FROM	1043	3'-0"	7'-0"	1-3/4"		Steel	PT		Steel	PT		6"				10"x60" VL		C		P2-5	LHR	
HUMANITIES	LEVEL 1	2	1041	1074	TO	1041	3'-0"	7'-0"	1-3/4"		Steel	PT		Steel	PT		6"				10"x60" VL		C		P2-5	RHR	
HUMANITIES	LEVEL 1	2	1042	1072	TO	1042	3'-0"	7'-0"	1-3/4"		Steel	PT		Steel	PT		6"				10"x60" VL		C		P2-5	RHR	
HUMANITIES	LEVEL 1	2	1054A	1069	FROM	1054	(1) 3'-0" (1) 2'-0"	7'-0"	1-3/4"		Steel	PT		Steel	PT		6"				(2)10"x60" VL		C		P2-5	RHR-ACT/LHR-F	
HUMANITIES	LEVEL 1	2	1054B	1079	TO	1054	3'-0"	7'-0"	1-3/4"		Steel	PT		Steel	PT		6"				10"x60" VL				P2-5	LH	
HUMANITIES	LEVEL 1	2	1012	1079	TO	1012	3'-0"	7'-0"	1-3/4"		Steel	PT		Steel	PT		6"				Full VL				P2-5	LH	
HUMANITIES	LEVEL 1	2	1057	1069	TO	1057	3'-0"	7'-0"	1-3/4"		Steel	PT		Steel	PT		6"				10"x60" VL		C		P2-5	LH	
HUMANITIES	LEVEL 1	2	1059	1067	TO	1059	3'-0"	7'-0"	1-3/4"		Steel	PT		Steel	PT		6"				Full VL				P2-4	LH	
HUMANITIES	LEVEL 1	2	1081B	1030A	TO	1081	3'-0"	7'-0"	1-3/4"														C		P2-4	RHR	
HUMANITIES	LEVEL 1	2	1030B	1030	TO	1030B	3'-0"	7'-0"	1-3/4"		Steel	PT		Steel	PT		6"						C		P2-5		
HUMANITIES	LEVEL 1	2	1033	1080	FROM	1033	3'-0"	7'-0"	1-3/4"																P2-5	RHR	
HUMANITIES	LEVEL 1	2	148	1079	TO	148	3'-0"	7'-0"	1-3/4"		Steel	PT		Steel	PT		6"								P2-5	LH	
HUMANITIES	LEVEL 1	2	1044B	1074	FROM	1044	3'-0"	7'-0"	1-3/4"		Steel	PT		Steel	PT		6"						C		P2-5	LHR	
HUMANITIES	LEVEL 1	2	1043B	1069	TO	1043	3'-0"	7'-0"	1-3/4"		Steel	PT		Steel	PT		6"								P2-5	LHR	
HUMANITIES	LEVEL 1	2	1050	1079	TO	1050	3'-0"	7'-0"	1-3/4"		Steel	PT		Steel	PT		6"								P2-4	LH	
HUMANITIES	LEVEL 1	2	1051	1079	TO	1051	3'-0"	7'-0"	1-3/4"		Steel	PT		Steel	PT		6"								P2-5	LH	
HUMANITIES	LEVEL 2	2	2030	2073	TO	2030	3'-0"	7'-0"	1-3/4"		Steel	PT		Steel	PT		6"				10"x60" VL		C		P2-5	LH	
HUMANITIES	LEVEL 2	2	2031	2073	TO	2031	3'-0"	7'-0"	1-3/4"		Steel	PT		Steel	PT		6"				10"x60" VL		C		P2-5	RH	
HUMANITIES	LEVEL 2	2	2032	2071	TO	2032	3'-0"	7'-0"	1-3/4"		Steel	PT		Steel	PT		6"				10"x60" VL		C		P2-5	LH	
HUMANITIES	LEVEL 2	2	2033	2071	TO	2032	3'-0"	7'-0"	1-3/4"		Steel			Steel	PT		6"				10"x60" VL		C		P2-5	LH	
HUMANITIES	LEVEL 2	2	2034	2071	TO	2034	3'-0"	7'-0"	1-3/4"		Steel	PT		Steel	PT		6"				10"x60" VL		C		P2-5	LH	
HUMANITIES	LEVEL 2	2	2042E	2068	FROM	2042E	(1) 3'-0" (1) 2'-0"	7'-0"	1-3/4"		Steel	PT		Steel	PT		6"				10"x60" VL		C		P2-5	LHR-ACT/RHR-F	
HUMANITIES	LEVEL 2	2	2036	2075	TO	2036	3'-0"	7'-0"	1-3/4"		Steel	PT		Steel	PT		6"				10"x60" VL				P2-5	RH	
HUMANITIES	LEVEL 2	2	2035	2075	TO	2035	3'-0"	7'-0"	1-3/4"		Steel	PT		Steel	PT		6"				10"x60" VL				P2-5	LH	
HUMANITIES	LEVEL 2	2	2052	2078	TO	2053	3'-0"	7'-0"	1-3/4"		Steel	PT		Steel	PT		6"				10"x60" VL				P2-5	RH	
HUMANITIES	LEVEL 2	2	2053	2078	TO	2053	3'-0"	7'-0"	1-3/4"		Steel	PT		Steel	PT		6"				10"x60" VL				P2-5	LH	
HUMANITIES	LEVEL 2	2	2046	2067	FROM	2046	3'-0"	7'-0"	1-3/4"		Steel	PT		Steel	PT		6"				(2)10"x60" VL		C		P2-5	RHR	
HUMANITIES	LEVEL 2	2	2047B	2067	FROM	2047	3'-0"	7'-0"	1-3/4"		Steel	PT		Steel	PT		6"				10"x60" VL		C		P2-5	RHR	
HUMANITIES	LEVEL 2	2	2043A	2067	TO	2043	3'-0"	7'-0"	1-3/4"		Steel	PT		Steel	PT		6"				10"x60" VL		C		P2-5	LH	
HUMANITIES	LEVEL 2	2	2044	2067	TO	2044	3'-0"	7'-0"	1-3/4"		Steel	PT		Steel	PT		6"				10"x60" VL		C		P2-5	RH	
HUMANITIES	LEVEL 2	2	2045	2065	TO	2045	3'-0"	7'-0"	1-3/4"		Steel	PT		Steel	PT		6"				10"x60" VL				P2-5	RH	
HUMANITIES	LEVEL 2	2	2056	2064	TO	2056	3'-0"	7'-0"	1-3/4"		Steel	PT		Steel	PT		6"				10"x60" VL				P2-5	LH	
HUMANITIES	LEVEL 2	2	2058	2061	TO	2058	3'-0"	7'-0"	1-3/4"		Steel	PT		Steel	PT		6"				10"x60" VL				P2-5	LH	
HUMANITIES	LEVEL 2	2	2059	2061	TO	2059	3'-0"	7'-0"	1-3/4"		Steel	PT		Steel	PT		6"				10"x60" VL				P2-5	RH	
HUMANITIES	LEVEL 2	2	2043B	2067	TO	2043	3'-0"	7'-0"	1-3/4"		Steel	PT		Steel	PT		6"				10"x60" VL		C		P2-5	LH	
HUMANITIES	LEVEL 2	2	2047A	2067	FROM	2047	3'-0"	7'-0"	1-3/4"		Steel	PT		Steel	PT		6"				10"x60" VL		C		P2-5	RHR	

GENERAL NOTES:

- 1) OVERALL - ALL INTERIOR DOORS SURVEYED WERE FULLY OPERATIONAL IN THAT THEY OPENED, CLOSED AND LATCHED WHEN REQUIRED. DOORS DO NOT NEED TO BE REPLACED TO ACCOMMODATE THE SHELTER-IN-PLACE PROJECT.
- 2) OVERALL - EXTERIOR DOORS ARE RELATIVELY NEW WITH PROVISIONS FOR ELECTRIFIED HARDWARE TO BE ADDED.
- 3) HUMANITIES BUILDING - DOORS ARE NEW, NO REPLACEMENT REQUIRED.
- 4) OVERALL - THE LEVEL OF DETERIORATION IS CONSISTENT WITHIN EACH BUILDING. IT WOULD BE MOST ECONOMICAL TO REPLACE DOORS WITH A BUILDING-WIDE PROJECT.

CAMPUS  
SECURITY  
UPGRADES  
PROJECT 2

735 Anderson Hill Rd.  
Purchase, NY 10577



IT IS A VIOLATION OF LAW FOR ANY PERSON, UNLESS THEY ARE ACTING UNDER THE DIRECTION OF A LICENSED PROFESSIONAL ENGINEER, ARCHITECT, LANDSCAPE ARCHITECT OR LAND SURVEYOR TO ALTER ANY ITEM IN ANY WAY. IF AN ITEM BEARING THE STAMP OF A LICENSED PROFESSIONAL IS ALTERED, THE ALTERING ENGINEER, ARCHITECT, LANDSCAPE ARCHITECT OR LAND SURVEYOR SHALL STAMP THE DOCUMENT AND INCLUDE THE NOTATION "ALTERED BY" FOLLOWED BY THEIR SIGNATURE, THE DATE OF SUCH ALTERATION, AND A SPECIFIC DESCRIPTION OF THE ALTERATION.

SUNY PURCHASE

No.	Submittal / Revision	App'd.	By	Date
-----	----------------------	--------	----	------

1	BID SUBMISSION			04/28/2023
---	----------------	--	--	------------

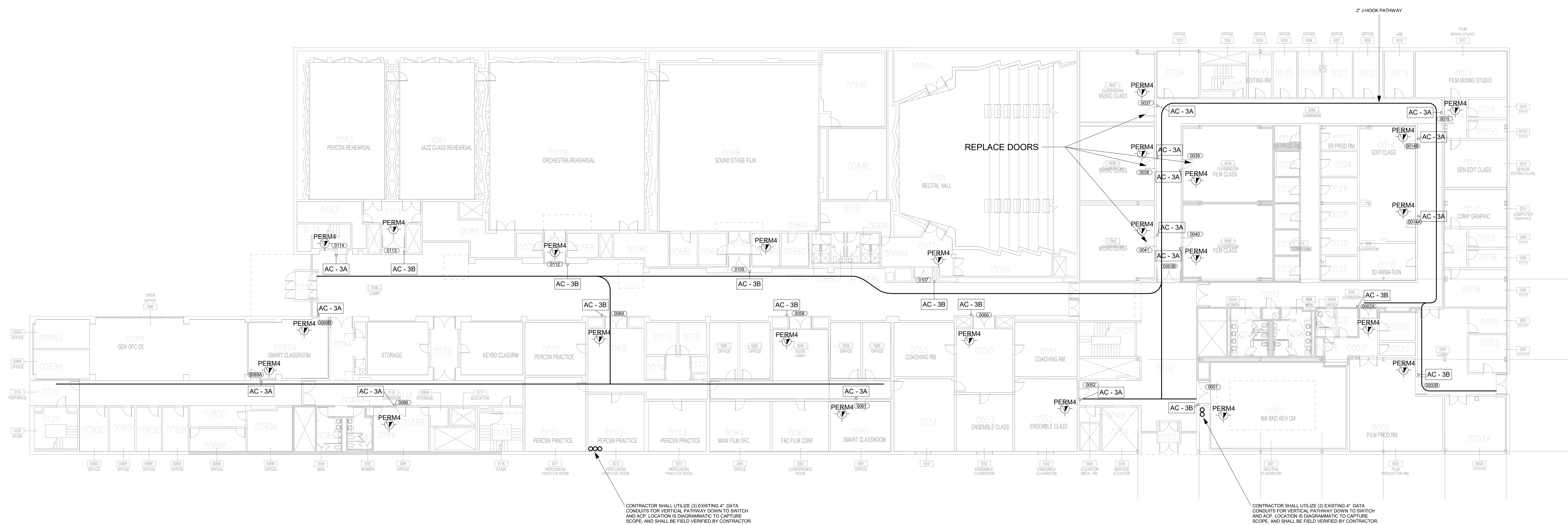
SECURITY - MUSIC  
BASEMENT PLAN

Designed By:	Drawn By:	Checked By:
--------------	-----------	-------------

Issue Date:	Project No:	Scale:
-------------	-------------	--------

Drawing No:

**MU-P2-SEC-100**



1 MUSIC- BASEMENT PLAN - PROJECT 2  
1/16" = 1'-0"

GENERAL NOTE:  
CONTRACTOR SHALL IDENTIFY ANY COMPONENTS WITHIN THE  
WALLS, FLOORS, AND/OR CEILINGS THAT MIGHT BE AN IMPEDIMENT  
TO INSTALLATION OF NEW DOORS, HARDWARE, OR COMPONENTS.

SUNY PURCHASE

No.	Submittal / Revision	App'd.	By	Date
-----	----------------------	--------	----	------

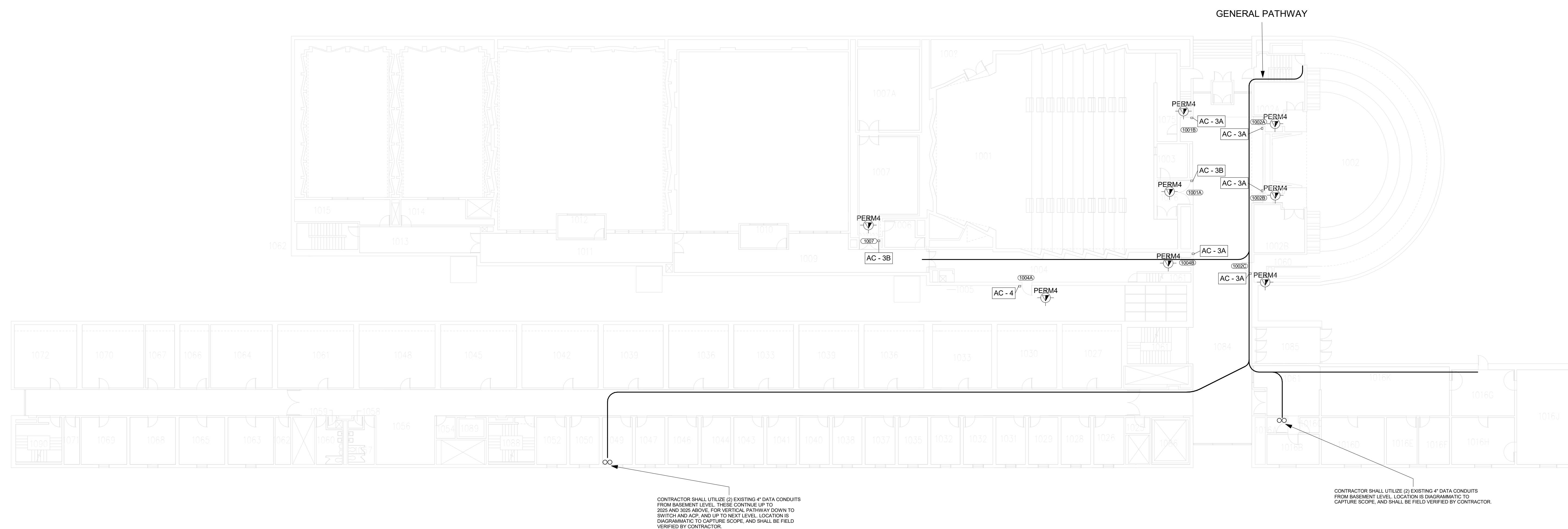
1	BID SUBMISSION			04/28/2023
---	----------------	--	--	------------

SECURITY - MUSIC LEVEL  
1

Designed By: DG	Drawn By: DG	Checked By: AR
Issue Date: 04/28/2023	Project No: 19453	Scale: AS SHOWN

Drawing No:

**MU-P2-SEC-101**

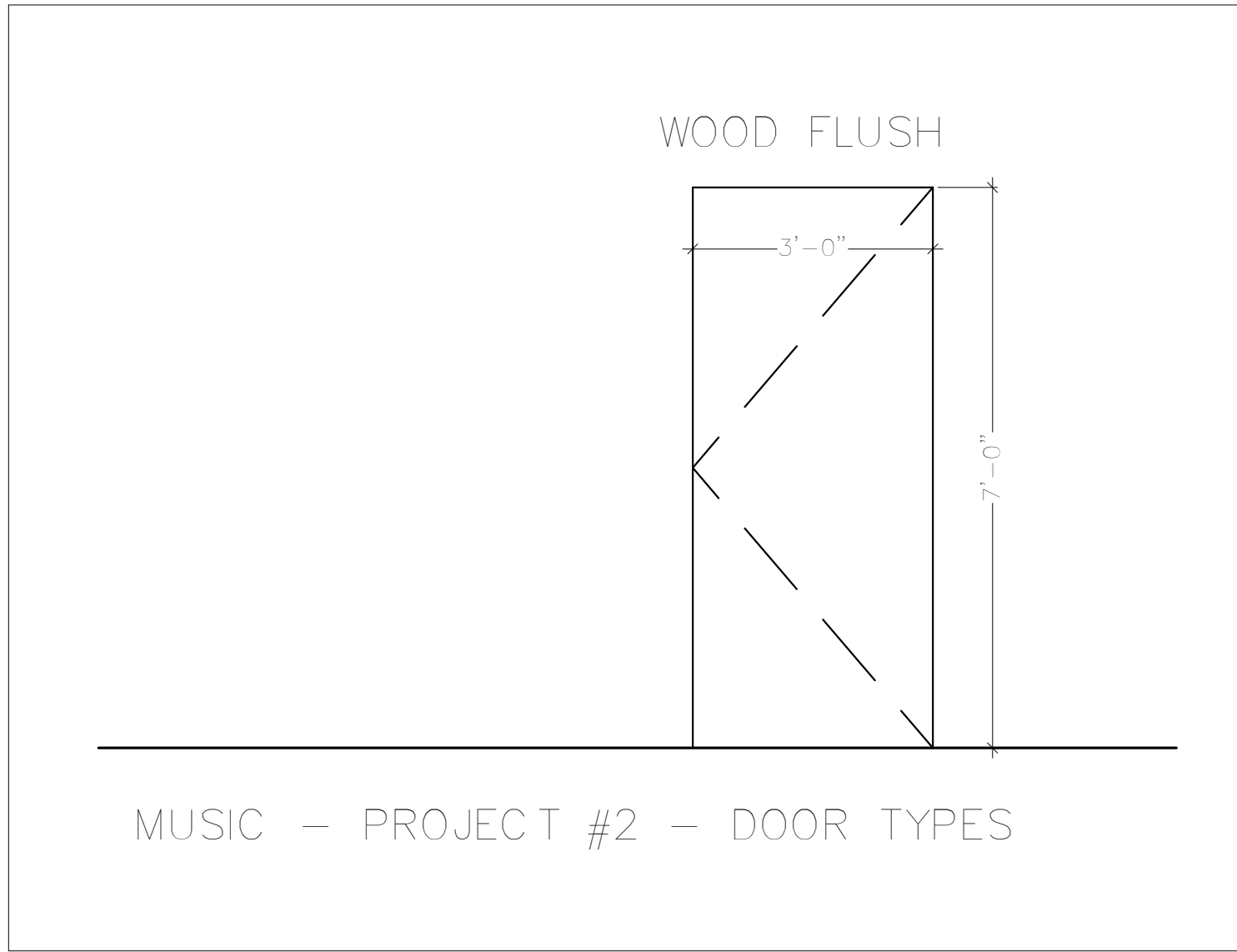
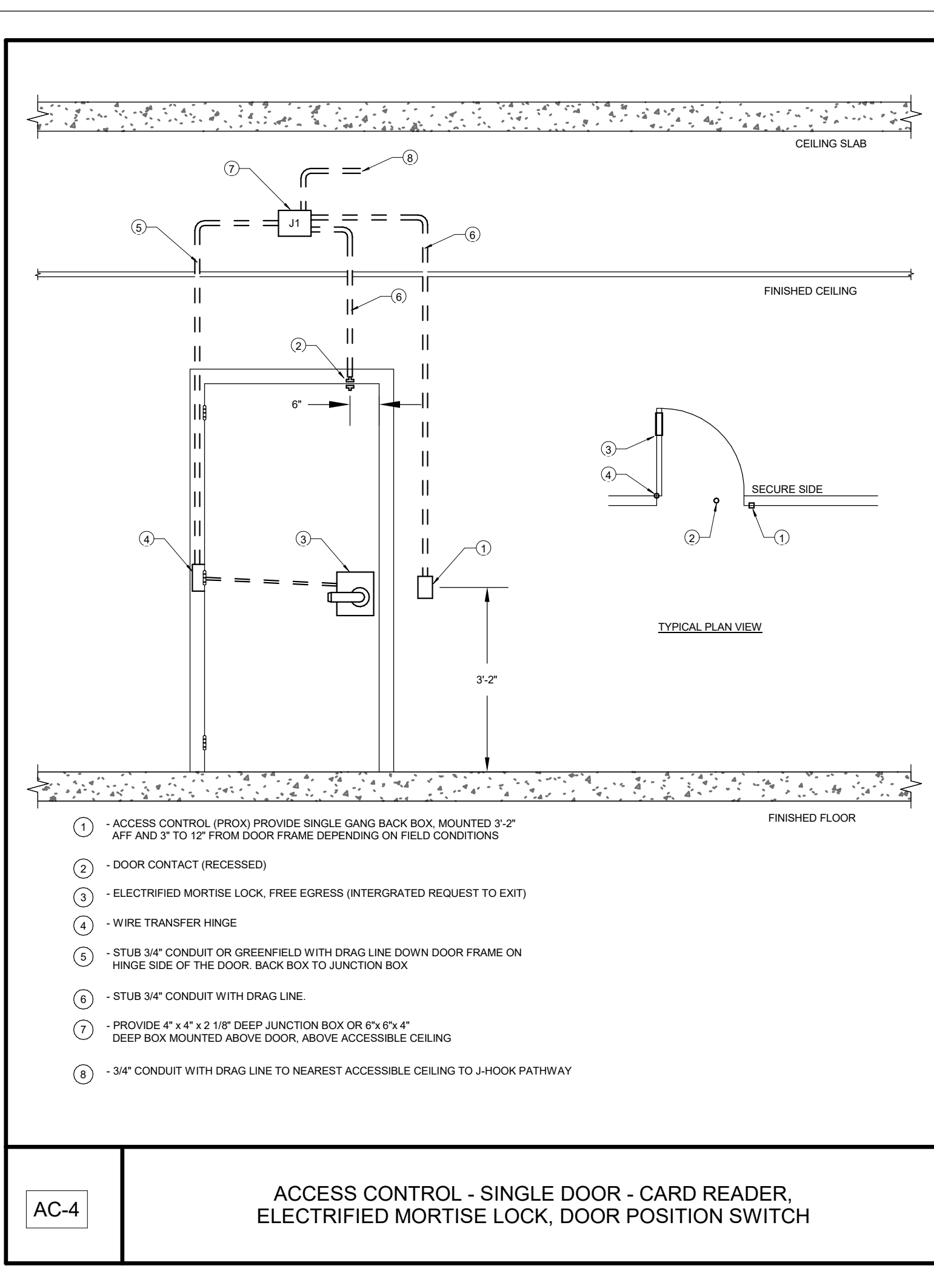


① MUSIC- LEVEL 1 - PROJECT 2  
1/16" = 1'-0"

GENERAL NOTE:  
CONTRACTOR SHALL IDENTIFY ANY COMPONENTS WITHIN THE  
WALLS, FLOORS, AND/OR CEILINGS THAT MIGHT BE AN IMPEDIMENT  
TO INSTALLATION OF NEW DOORS, HARDWARE, OR COMPONENTS.








Central File: Update this text with Central file location  
Saved: 4/28/2023 10:32:16 AM Current Local File: C:\Users\doe\Documents\SMW\_19453 SUNY Purchase R19\_doe\22smwllc.com.M

Central File: Update this text with Central file location  
Saved: 4/26/2023 10:32:17 AM Current Local File: C:\Users\jagard\Documents\SMW - 19455 - SUNY Purchase - R19 - agard@smwllc.com.txt

SECURITY DEVICE SCHEDULE - PROJECT 2 - MUSIC																			
BUILDING	FLOOR	PROJECT #	DOOR NUMBER	ROOM NUMBER	DEVICE SYMBOL/DETAIL	ENCLOSURE #	HARDWARE SET	TERMINATION LOCATION	SECURITY DEVICE		LOCK							Linked Openings	NOTES
									CARD READER	DOOR POSITION SWITCH CONCEAL	ELECTRIFIED EXIT DEVICE	ELECTRIC MORTISE LOCK	LATCH MONITOR	X-FER HINGE	REQUEST-TO-EXIT IN LOCK	INTERFACE AUTOMATIC DOOR OPENER			
MUSIC	Basement	2	0114	0114	AC-3A	--	4	MU9072	1						1	1		IN200 PoE LOCKSET - SINGLE DOOR	
MUSIC	Basement	2	0086	0086	AC-3A	--	4	MU9072	1						1	1		IN200 PoE LOCKSET - SINGLE DOOR	
MUSIC	Basement	2	0052	0052	AC-3A	--	4	MU9044A	1						1	1		IN200 PoE LOCKSET - SINGLE DOOR	
MUSIC	Basement	2	0041	0041	AC-3A	--	4	MU9044A	1						1	1		IN200 PoE LOCKSET - SINGLE DOOR	
MUSIC	Basement	2	0040	0040	AC-3A	--	4	MU9044A	1						1	1		IN200 PoE LOCKSET - SINGLE DOOR	
MUSIC	Basement	2	0039	0039	AC-3A	--	4	MU9044A	1						1	1		IN200 PoE LOCKSET - SINGLE DOOR	
MUSIC	Basement	2	0038	0038	AC-3A	--	4	MU9044A	1						1	1		IN200 PoE LOCKSET - SINGLE DOOR	
MUSIC	Basement	2	0037	0037	AC-3A	--	4	MU9044A	1						1	1		IN200 PoE LOCKSET - SINGLE DOOR	
MUSIC	Basement	2	0015	0015	AC-3A	--	4	MU9044A	1						1	1		IN200 PoE LOCKSET - SINGLE DOOR	
MUSIC	Basement	2	0098B	0089A	AC-3A	--	4	MU9072	1						1	1		IN200 PoE LOCKSET - SINGLE DOOR	
MUSIC	Basement	2	0089A	0089A	AC-3A	--	4	MU9072	1						1	1		IN200 PoE LOCKSET - SINGLE DOOR	
MUSIC	Basement	2	0061	0061	AC-3A	--	4	MU9072	1						1	1		IN200 PoE LOCKSET - SINGLE DOOR	
MUSIC	Basement	2	0014B	0013	AC-3A	--	4	MU9044A	1						1	1		IN200 PoE LOCKSET - SINGLE DOOR	
MUSIC	Basement	2	0014A	0013	AC-3A	--	4	MU9044A	1						1	1		IN200 PoE LOCKSET - SINGLE DOOR	
MUSIC	Basement	2	0113	0113	AC-3B	--	4	MU9072	1						1	1		IN200 PoE LOCKSET - DOUBLE DOOR	
MUSIC	Basement	2	0112	0112	AC-3B	--	4	MU9072	1						1	1		IN200 PoE LOCKSET - DOUBLE DOOR	
MUSIC	Basement	2	0109	0109	AC-3B	--	4	MU9072	1						1	1		IN200 PoE LOCKSET - DOUBLE DOOR	
MUSIC	Basement	2	0107	0107	AC-3B	--	4	MU9044A	1						1	1		IN200 PoE LOCKSET - DOUBLE DOOR	
MUSIC	Basement	2	0050	0050	AC-3B	--	4	MU9044A	1						1	1		IN200 PoE LOCKSET - DOUBLE DOOR	
MUSIC	Basement	2	0058	0058	AC-3B	--	4	MU9072	1						1	1		IN200 PoE LOCKSET - DOUBLE DOOR	
MUSIC	Basement	2	0069	0069	AC-3B	--	4	MU9072	1						1	1		IN200 PoE LOCKSET - DOUBLE DOOR	
MUSIC	Basement	2	0001	0001	AC-3B	--	4	MU9044A	1						1	1		IN200 PoE LOCKSET - DOUBLE DOOR	
MUSIC	Basement	2	0002A	0002	AC-3B	--	4	MU9044A	1						1	1		IN200 PoE LOCKSET - DOUBLE DOOR	
MUSIC	Basement	2	0002B	0002	AC-3B	--	4	MU9044A	1						1	1		IN200 PoE LOCKSET - DOUBLE DOOR	
MUSIC	Level 1	2	1001B	1001B	AC-3A	--	4	MU9044A	1						1	1		IN200 PoE LOCKSET - SINGLE DOOR	
MUSIC	Level 1	2	1002A	1002A	AC-3A	--	4	MU9044A	1						1	1		IN200 PoE LOCKSET - SINGLE DOOR	
MUSIC	Level 1	2	1002B	1002B	AC-3A	--	4	MU9044A	1						1	1		IN200 PoE LOCKSET - SINGLE DOOR	
MUSIC	Level 1	2	1004B	1004B	AC-3A	--	4	MU9044A	1						1	1		IN200 PoE LOCKSET - SINGLE DOOR	
MUSIC	Level 1	2	1002C	1002C	AC-3A	--	4	MU9044A	1						1	1		IN200 PoE LOCKSET - SINGLE DOOR	
MUSIC	Level 1	2	1001A	1001A	AC-3B	--	4	MU9044A	1						1	1		IN200 PoE LOCKSET - DOUBLE DOOR	
MUSIC	Level 1	2	1007	1007	AC-3B	--	4	MU9072	1						1	1		IN200 PoE LOCKSET - DOUBLE DOOR	
MUSIC	Level 1	2	1004A	1004	AC-4	--	12	MU9044A	1	1		1		1	1	1		IN200 PoE LOCKSET - DOUBLE DOOR	



IT IS A VIOLATION OF LAW FOR ANY PERSON, UNLESS THEY ARE ACTING UNDER THE DIRECTION OF A LICENSED PROFESSIONAL, ENGINEER, ARCHITECT, LANDSCAPE ARCHITECT OR LAND SURVEYOR TO ALTER AN ITEM IN ANY WAY. IF AN ITEM BEARING THE STAMP OF A LICENSED PROFESSIONAL IS ALTERED, THE ALTERING ENGINEER, ARCHITECT, LANDSCAPE ARCHITECT OR LAND SURVEYOR SHALL STAMP THE DOCUMENT AND INCLUDE THE NOTATION "ALTERED BY" FOLLOWED BY THEIR SIGNATURE, THE DATE OF SUCH ALTERATION, AND A SPECIFIC DESCRIPTION OF THE ALTERATION.

SUNY PURCHASE

No.	Submittal / Revision	App'd.	By	Date
-----	----------------------	--------	----	------

1	BID SUBMISSION			04/28/2023
---	----------------	--	--	------------

SECURITY DOOR  
SCHEDULE - MUSIC

Designed By:	Drawn By:	Checked By:
--------------	-----------	-------------

Issue Date:	Project No:	Scale:
-------------	-------------	--------

Drawing No:

**MU-P2-SEC-606**

**MU-P2-SEC-606**

DOOR SCHEDULE - PROJECT 2 - MUSIC																												
BUILDING NAME	LEVEL	DOOR - PROJECT #	DOOR - NUMBER	ROOM NAME & NUMBER - TO	TO/FROM	ROOM NAME & NUMBER - FROM	DOOR - WIDTH	DOOR - HEIGHT	DOOR - THICKNESS	DOOR - TYPE	DOOR - MATERIAL	DOOR - FINISH	FRAME - TYPE	FRAME - MATERIAL	FRAME - FINISH	FRAME - ANCHORS	FRAME - DEPTH	DETAILS - HEAD	DETAILS - JAMB	DETAILS - SILL	DOOR GLASS TYPE	DETENTION	FIRE RATING	UNDERCUT	HARDWARE - SET NO.	HARDWARE - HAND	REMARKS	
MUSIC	BASEMENT	2	0114	0106	FROM	0106	3'-0"	7'-0"	1-3/4"		Steel	PT		Steel	PT		6"							B		P2-4	RHR	
MUSIC	BASEMENT	2	0113	0106	FROM	0113	(2) 3'-0"	7'-0"	1-3/4"		Steel	PT		Steel	PT		6"							B		P2-4	RHR/LHR	
MUSIC	BASEMENT	2	0112	0106	FROM	0112	(2) 3'-0"	7'-0"	1-3/4"		Steel	PT		Steel	PT		6"							B		P2-4	RHR/LHR	
MUSIC	BASEMENT	2	0086	0118	TO	0086	3'-0"	7'-0"	1-3/4"		Steel	PT		Steel	PT		6"							B		P2-4	LH	
MUSIC	BASEMENT	2	0069	0106	FROM	0069	(2) 3'-0"	7'-0"	1-3/4"		Steel	PT		Steel	PT		6"							B		P2-4	RHR/LHR	
MUSIC	BASEMENT	2	0058	0106	FROM	0058	(2) 3'-0"	7'-0"	1-3/4"		Steel	PT		Steel	PT		6"							B		P2-4	RHR/LHR	
MUSIC	BASEMENT	2	0050	0106	FROM	0050	(2) 3'-0"	7'-0"	1-3/4"		Steel	PT		Steel	PT		6"							B		P2-4	RHR/LHR	
MUSIC	BASEMENT	2	0107	0106	FROM	0107	(2) 3'-0"	7'-0"	1-3/4"		Steel	PT		Steel	PT		6"							B		P2-4	RHR/LHR	
MUSIC	BASEMENT	2	0109	0106	FROM	0109	(2) 3'-0"	7'-0"	1-3/4"		Steel	PT		Steel	PT		6"							B		P2-4	RHR/LHR	
MUSIC	BASEMENT	2	0052	0102	FROM	0052	3'-0"	7'-0"	1-3/4"		Steel	PT		Steel	PT		6"							B		P2-4	RHR	
MUSIC	BASEMENT	2	0001	0102	FROM	0001	(2) 3'-0"	7'-0"	1-3/4"		Steel	PT		Steel	PT		6"							B		P2-4	RHR/LHR	
MUSIC	BASEMENT	2	0041	0099	TO	0041	3'-0"	7'-0"	1-3/4"		Wood	Stain		Steel	PT		6"							C		P2-4	LH	Replace Door
MUSIC	BASEMENT	2	0040	0099	TO	0040	3'-0"	7'-0"	1-3/4"		Steel	PT		Steel	PT		6"							C		P2-4	LH	
MUSIC	BASEMENT	2	0038	0099	TO	0038	3'-0"	7'-0"	1-3/4"		Wood	Stain		Steel	PT		6"							C		P2-4	LH	Replace Door
MUSIC	BASEMENT	2	0039	0099	TO	0039	3'-0"	7'-0"	1-3/4"		Wood	Stain		Steel	PT		6"							C		P2-4	LH	
MUSIC	BASEMENT	2	0037	0099	TO	0037	3'-0"	7'-0"	1-3/4"		Wood	Stain		Steel	PT		6"							C		P2-4	LH	Replace Door
MUSIC	BASEMENT	2	0002A	0003	FROM	0002F	(2) 3'-0"	8'-0"	1-3/4"		Steel	PT		Steel	PT		6"							B		P2-4	RHR/LHR	Replace Door
MUSIC	BASEMENT	2	0002B	4	FROM	0002	(2) 3'-0"	7'-0"	1-3/4"		Steel	PT		Steel	PT		6"							B		P2-4	RHR/LHR	
MUSIC	BASEMENT	2	0015	0099	TO	0015	3'-0"	7'-0"	1-3/4"		Steel	Stain		Steel	PT		6"							C		P2-4	RHR	
MUSIC	BASEMENT	2	0003B	0102	FROM	0099	(2) 3'-0"	7'-0"	1-3/4"		Steel	PT		Steel	PT		6"							C		P2-4	RHR/LHR	Replace Door
MUSIC	BASEMENT	2	0089A	CORRIDOR	TO	0089	3'-0"	7'-0"	1-3/4"		Wood	Stain		Steel	PT		6"							B		P2-4	LH	
MUSIC	BASEMENT	2	0089B	0106	TO	0089	3'-0"	7'-0"	1-3/4"		Steel	PT		Steel	PT		6"							B		P2-4	LH	
MUSIC	BASEMENT	2	0061	0058	TO	0061	3'-0"	7'-0"	1-3/4"		Steel	PT		Steel	PT		6"							C		P2-4	LH	
MUSIC	BASEMENT	2	0014B	0099	TO	0014	3'-0"	7'-0"	1-3/4"		Steel	Stain		Steel	PT		6"							C		P2-4	LH	
MUSIC	BASEMENT	2	0014A	0099	TO	0014	3'-0"	7'-0"	1-3/4"		Steel	Stain		Steel	PT		6"							C		P2-4	LH	
MUSIC	LEVEL 1	2	1001A	1084	FROM	1075	(2) 3'-0"	7'-0"	1-3/4"		Steel	PT		Steel	PT		6"							B		P2-9	RHR/LHR	
MUSIC	LEVEL 1	2	1001B	1084	FROM	1001	(2) 3'-0"	7'-0"	1-3/4"		Steel	PT		Steel	PT		6"							B		P2-9	RHR/LHR	
MUSIC	LEVEL 1	2	1002A	1084	FROM	1002	3'-0"	7'-0"	1-3/4"		Steel	PT		Steel	PT		6"							B		P2-9	LHR	
MUSIC	LEVEL 1	2	1002B	1084	FROM	1079	3'-0"	7'-0"	1-3/4"		Steel	PT		Steel	PT		6"							B		P2-9	RHR	
MUSIC	LEVEL 1	2	1007	1089	FROM	1007	(2) 3'-0"	7'-0"	1-3/4"		Steel	PT		Steel	PT		6"							B		P2-4	RHR/LHR	
MUSIC	LEVEL 1	2	1004B	1001	FROM	1084	3'-6"	7'-0"	1-3/4"		Steel	PT		Steel	PT		6"							B		P2-4	RHR	
MUSIC	LEVEL 1	2	1002C	1084	FROM	1060	3'-0"	7'-0"	1-3/4"		Steel	PT		Steel	PT		10"							B		P1-3	LHR	

**GENERAL NOTES:**

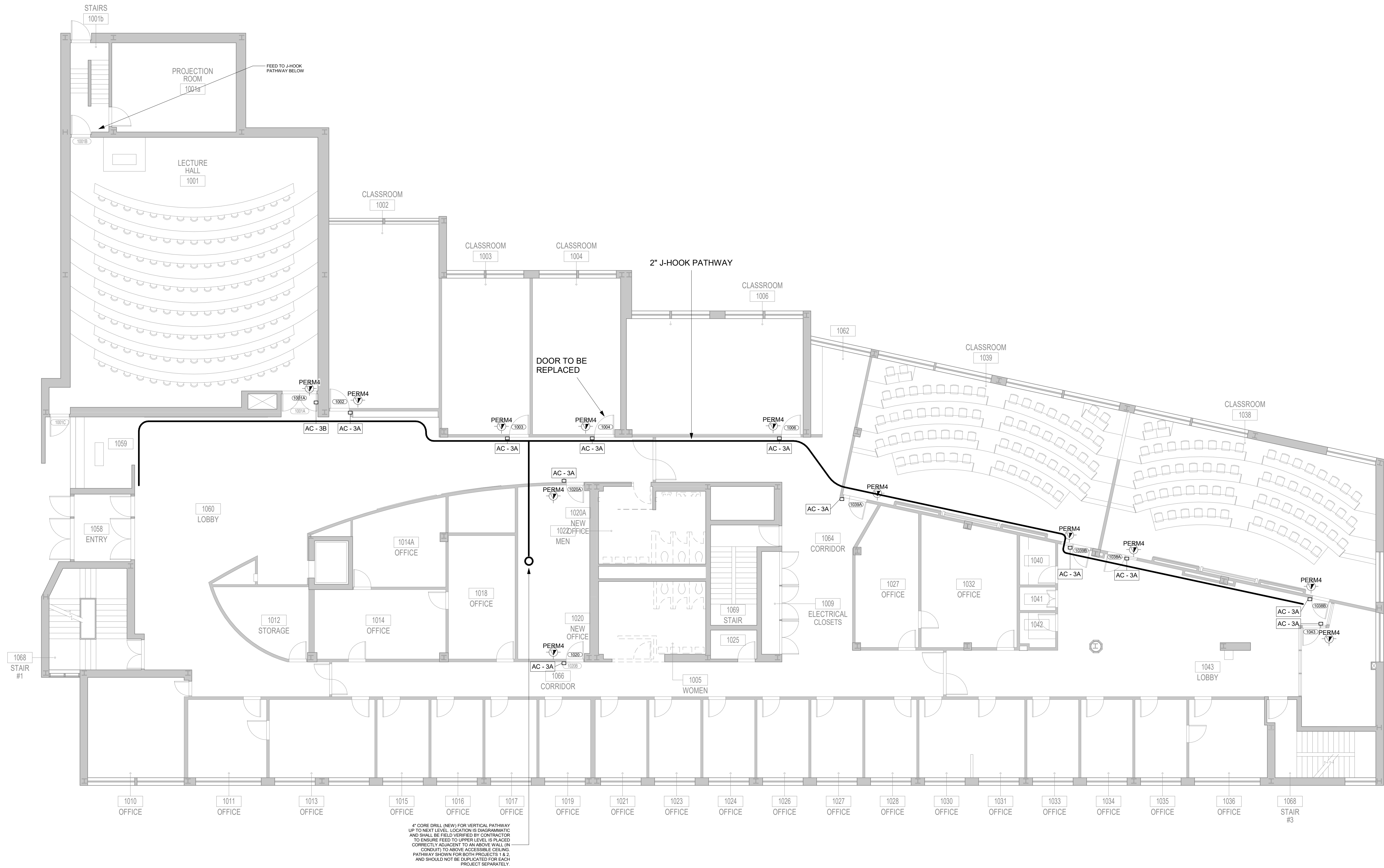
1) OVERALL - ALL INTERIOR DOORS SURVEYED WERE FULLY OPERATIONAL IN THAT THEY OPENED, CLOSED AND LATCHED WHEN REQUIRED. DOORS DO NOT NEED TO BE REPLACED TO ACCOMMODATE THE SHELTER-IN-PLACE PROJECT.

2) OVERALL - EXTERIOR DOORS ARE RELATIVELY NEW WITH PROVISIONS FOR ELECTRIFIED HARDWARE TO BE ADDED.

**3) OVERALL – THE LEVEL OF DETERIORATION IS CONSISTENT WITHIN EACH BUILDING. IT WOULD BE MOST ECONOMICAL TO REPLACE DOORS WITH A BUILDING-WIDE PROJECT.**

1 SOCIAL SCIENCE- LEVEL 1 - PROJECT 2  
1/8" = 1'-0"

GENERAL NOTE:  
CONTRACTOR SHALL IDENTIFY ANY COMPONENTS WITHIN THE  
WALLS, FLOORS, AND/OR CEILINGS THAT MIGHT BE AN IMPEDIMENT  
TO INSTALLATION OF NEW DOORS, HARDWARE, OR COMPONENTS.

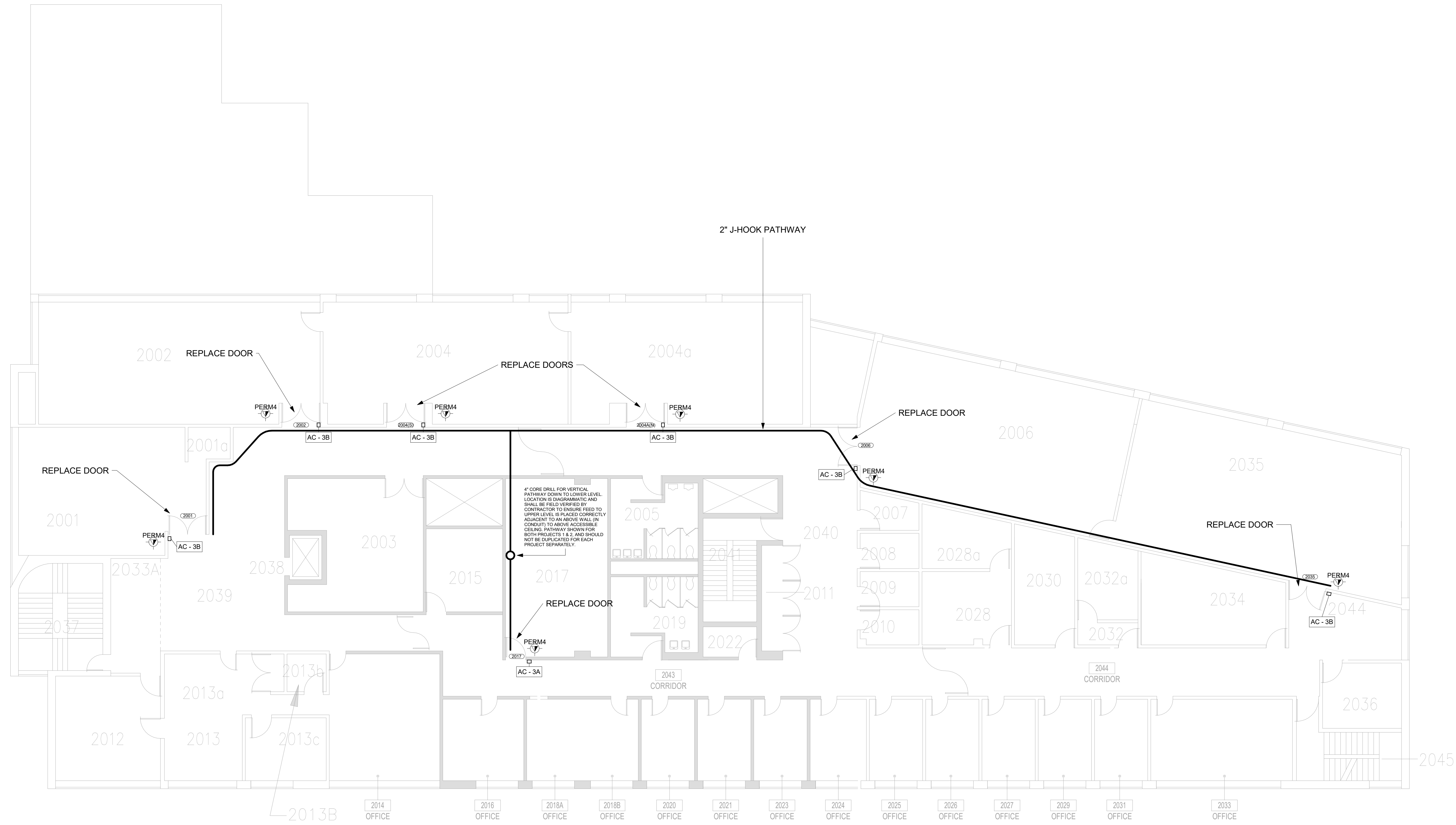




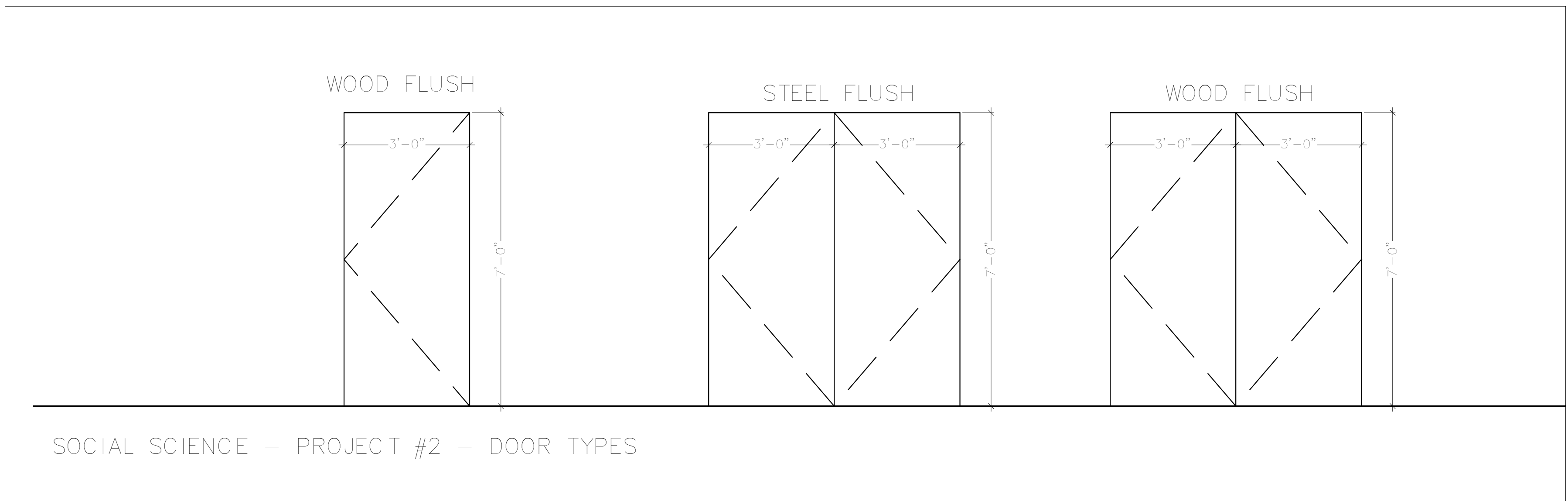
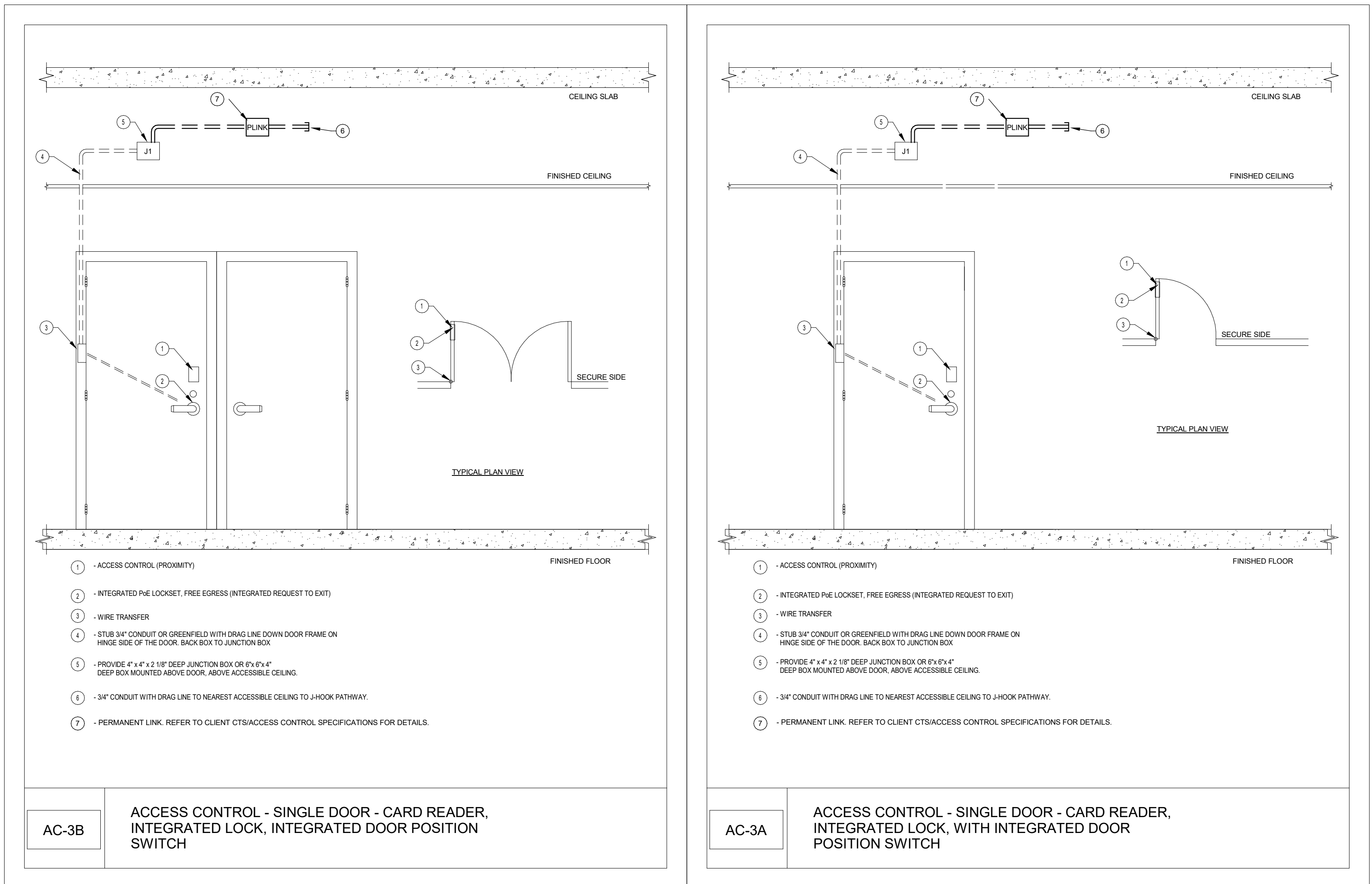
Central File: Update this text with Central file location  
Server: 4/28/2023 10:32:20 AM Current Local File: C:\Users\jagard\Documents\SSW - 10450 - SUNY Purchase - R19 - jgarcia@smwllc.com\cvt

1 SOCIAL SCIENCE- LEVEL 2 - PROJECT 2  
1/8" = 1'-0"

GENERAL NOTE:  
CONTRACTOR SHALL IDENTIFY ANY COMPONENTS WITHIN THE  
WALLS, FLOORS, AND/OR CEILINGS THAT MIGHT BE AN IMPEDIMENT  
TO INSTALLATION OF NEW DOORS, HARDWARE, OR COMPONENTS.

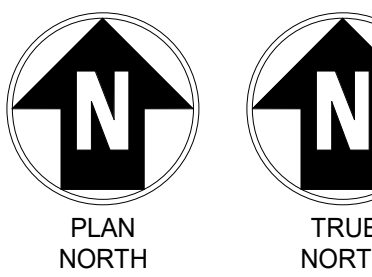






Central File: Update this text with Central file location  
 Saved: 4/28/2023 10:32:22 AM Current Local File: C:\Users\jgoetzl\Documents\SNW 19453 SUNY Purchase R19\_dpoetzl@snwllc.com.M

GENERAL NOTE:  
IN FRAMES AND WALLS THAT ARE INACCESSIBLE FOR CONCEALED WIRING, PROVIDE SURFACE  
MOUNT RACEWAY.



IT IS A VIOLATION OF LAW FOR ANY PERSON, UNLESS THEY ARE ACTING UNDER THE DIRECTION OF A LICENSED PROFESSIONAL ENGINEER, ARCHITECT, LANDSCAPE ARCHITECT OR SURVEYOR TO ALTER AN ITEM IN ANY WAY. IF AN ITEM BEARING THE STAMP OF A LICENSED PROFESSIONAL IS ALTERED, THE ENGINEER, ARCHITECT, LANDSCAPE ARCHITECT OR SURVEYOR SHALL STAMP THE DOCUMENT AND INCLUDE THE NOTATION "ALTERED BY" FOLLOWED BY THEIR SIGNATURE, DATE OF SUCH ALTERATION, AND A SPECIFIC DESCRIPTION OF THE ALTERATION.

SUNY PURCHASE

No.	Submitted / Revision	App'd.	By
-----	----------------------	--------	----

1	BID SUBMISSION			04
---	----------------	--	--	----

SECURITY DEVICE  
SCHEDULE - SOCIAL  
SCIENCE

Designed By: KCB	Drawn By: KCB	Checked By: KCB
Issue Date: 04/28/2023	Project No: 19453	Scale: AS SHOWN

Drawing No:

SS-P2-SEC-50

SECURITY DEVICE SCHEDULE - PROJECT 2 - SOCIAL SCIENCE																					
										SECURITY DEVICE							Lock			Linked Openings	NOTES
BUILDING	FLOOR	PROJECT #	DOOR NUMBER	ROOM NUMBER	DEVICE SYMBOL/DETAIL	ENCLOSURE #	HARDWARE SET	TERMINATION LOCATION	CARD READER	DOOR POSITION SWITCH CONCEAL	ELECTRIFIED EXIT DEVICE	ELECTRIC MORTISE LOCK	LATCH MONITOR	X-FINGER HINGE	REQUEST-TO-EXIT IN LOCK	INTERFACE AUTOMATIC DOOR OPENER					
SOCIAL SCIENCE	Level 1	2	1002	1002	AC-3A	--	4	SS0015A	1					1	1		IN200 PoE LOCKSET - SINGLE DOOR				
SOCIAL SCIENCE	Level 1	2	1003	1003	AC-3A	--	4	SS0015A	1					1	1						
SOCIAL SCIENCE	Level 1	2	1004	1004	AC-3A	--	4	SS0015A	1					1	1						
SOCIAL SCIENCE	Level 1	2	1039A	1039	AC-3A	--	4	SS0015A	1					1	1						
SOCIAL SCIENCE	Level 1	2	1039B	1039	AC-3A	--	4	SS0015A	1					1	1						
SOCIAL SCIENCE	Level 1	2	1039A	1038	AC-3A	--	4	SS0015A	1					1	1						
SOCIAL SCIENCE	Level 1	2	1038B	1038	AC-3A	--	4	SS0015A	1					1	1						
SOCIAL SCIENCE	Level 1	2	1006	1006	AC-3A	--	4	SS0015A	1					1	1						
SOCIAL SCIENCE	Level 1	2	1020A	1020A	AC-3A	--	4	SS0015A	1					1	1						
SOCIAL SCIENCE	Level 1	2	1020	1020	AC-3A	--	4	SS0015A	1					1	1						
SOCIAL SCIENCE	Level 1	2	1038B	1043	AC-3A	--	4	SS0015A	1					1	1						
SOCIAL SCIENCE	Level 1	2	1001A	1001	AC-3B	--	7	SS0015A	1					1	1						
SOCIAL SCIENCE	Level 2	2	2017	2017	AC-3A	--	4	SS0015A	1					1	1			IN200 PoE LOCKSET - SINGLE DOOR			
SOCIAL SCIENCE	Level 2	2	2001	2001	AC-3B	--	4	SS0015A	1					1	1						
SOCIAL SCIENCE	Level 2	2	2002	2002	AC-3B	--	4	SS0015A	1					1	1						
SOCIAL SCIENCE	Level 2	2	2004(S)	2004S	AC-3B	--	4	SS0015A	1					1	1						
SOCIAL SCIENCE	Level 2	2	2004A(N)	2004N	AC-3B	--	4	SS0015A	1					1	1						
SOCIAL SCIENCE	Level 2	2	2006	2006	AC-3B	--	4	SS0015A	1					1	1						
SOCIAL SCIENCE	Level 2	2	2035	2035	AC-3B	--	4	SS0015A	1					1	1						
SOCIAL SCIENCE	Level 2	2	2035	2035	AC-3B	--	4	SS0015A	1					1	1						




Central File: Update this text with Central file location  
Saved: 4/26/2023 10:32:24 AM Current Local File: C:\unassigned\Documents\SW - 19455 - SUNY Purchase - R19 - signed@smwllc.com.rvt

DOOR SCHEDULE - PROJECT 2 - SOCIAL SCIENCE																											
BUILDING NAME	LEVEL	DOOR - PROJECT #	DOOR - NUMBER	ROOM NAME & NUMBER - TO	TO/FROM	ROOM NAME & NUMBER - FROM	DOOR - WIDTH	DOOR - HEIGHT	DOOR - THICKNESS	DOOR - TYPE	DOOR - MATERIAL	DOOR - FINISH	FRAME - TYPE	FRAME - MATERIAL	FRAME - FINISH	FRAME - ANCHORS	FRAME - DEPTH	DETAILS - HEAD	DETAILS - JAMB	DETAILS - SILL	DOOR GLASS TYPE	DETENTION	FIRE RATING	UNDERCUT	HARDWARE - SET NO.	HARDWARE - HAND	REMARKS
SOCIAL SCIENCE	LEVEL 1	2	1002	1060	TO	1002	3'-0"	7'-0"	1-3/4"		Wood	Stain		Steel	PT		6"								P2-8	LH	Replace Door
SOCIAL SCIENCE	LEVEL 1	2	1003	1060	TO	1003	3'-0"	7'-0"	1-3/4"		Wood	Stain		Steel	PT		6"								P2-8	RH	Replace Door
SOCIAL SCIENCE	LEVEL 1	2	1004	1060	TO	1004	3'-0"	7'-0"	1-3/4"		Wood	Stain		Steel	PT		6"								P2-8	RH	Replace Door
SOCIAL SCIENCE	LEVEL 1	2	1006	1064	TO	1006	3'-0"	7'-0"	1-3/4"		Wood	Stain		Steel	PT		6"								P2-4	RH	Replace Door
SOCIAL SCIENCE	LEVEL 1	2	1039A	1064	FROM	1039	3'-0"	7'-0"	1-3/4"		Wood	Stain		Steel	PT		6"								P2-4	RHR	Replace Door
SOCIAL SCIENCE	LEVEL 1	2	1039B	1043	FROM	1039	3'-0"	7'-0"	1-3/4"		Wood	Stain		Steel	PT		6"								P2-4	RHR	Replace Door
SOCIAL SCIENCE	LEVEL 1	2	1038A	1043	FROM	1038	3'-0"	7'-0"	1-3/4"		Wood	Stain		Steel	PT		6"								P2-4	LHR	Replace Door
SOCIAL SCIENCE	LEVEL 1	2	1038B	1043	FROM	1038	3'-0"	7'-0"	1-3/4"		Wood	Stain		Steel	PT		6"								P2-4	RHR	Replace Door
SOCIAL SCIENCE	LEVEL 1	2	1001A	1001	FROM	1060	(2) 3'-0"	7'-0"	1-3/4"		Wood	Stain		Steel	PT		6"								P2-7	RHR/LHR	
SOCIAL SCIENCE	LEVEL 1	2	1020A	1060	TO	1020A	3'-0"	7'-0"	1-3/4"		Wood	Stain		Steel	PT		6"								P2-8	RH	Replace Door
SOCIAL SCIENCE	LEVEL 1	2	1020	1060	TO	1020	3'-0"	7'-0"	1-3/4"		Wood	Stain		Steel	PT		6"								P2-8	RH	Replace Door
SOCIAL SCIENCE	LEVEL 1	2	1043	1043	FROM	1043	3'-0"	7'-0"	1-3/4"		Wood	Stain		Steel	PT		6"								P2-4	RHR	Replace Door
SOCIAL SCIENCE	LEVEL 2	2	2001	2039	TO	2001	(2) 3'-0"	7'-0"	1-3/4"		Steel	PT		Steel	PT		6"								P2-7	RH/LH	Replace door
SOCIAL SCIENCE	LEVEL 2	2	2002	2039	FROM	2002	(2) 3'-0"	7'-0"	1-3/4"		Wood	Stain		Steel	PT		6"								P2-7	RHR/LHR	Replace Door
SOCIAL SCIENCE	LEVEL 2	2	2004(S)	2039	FROM	2004	(2) 3'-0"	7'-0"	1-3/4"		Wood	Stain		Steel	PT		6"								P2-7	RHR/LHR	Replace Door
SOCIAL SCIENCE	LEVEL 2	2	2004A(N)	2039	FROM	2004A	(2) 3'-0"	7'-0"	1-3/4"		Wood	Stain		Steel	PT		6"								P2-7	RHR/LHR	Replace Door
SOCIAL SCIENCE	LEVEL 2	2	2017	2043	TO	2017	3'-0"	7'-0"	1-3/4"		Wood	Stain		Steel	PT		6"								P2-7	LH	Replace Door
SOCIAL SCIENCE	LEVEL 2	2	2006	2040	FROM	2006	(2) 3'-0"	7'-0"	1-3/4"		Wood	Stain		Steel	PT		6"								P2-7	RHR/LHR	Replace Door
SOCIAL SCIENCE	LEVEL 2	2	2035	2044	FROM	2035	(2) 3'-0"	7'-0"	1-3/4"		Wood	Stain		Steel	PT		6"								P2-7	RHR/LHR	Replace Door

GENERAL NOTES:

- 1) OVERALL - ALL INTERIOR DOORS SURVEYED WERE FULLY OPERATIONAL IN THAT THEY OPENED, CLOSED AND LATCHED WHEN REQUIRED. DOORS DO NOT NEED TO BE REPLACED TO ACCOMMODATE THE SHELTER-IN-PLACE PROJECT.
- 2) OVERALL - EXTERIOR DOORS ARE RELATIVELY NEW WITH PROVISIONS FOR ELECTRIFIED HARDWARE TO BE ADDED.
- 3) SOCIAL SCIENCE BUILDING – WOOD DOORS THROUGHOUT THE BUILDING EXHIBIT DETERIORATION TYPICAL FOR THEIR AGE AND ACADEMIC SETTING. MOST VIEW LIGHTS HAVE WIRED GLASS.
- 4) OVERALL – THE LEVEL OF DETERIORATION IS CONSISTENT WITHIN EACH BUILDING. IT WOULD BE MOST ECONOMICAL TO REPLACE DOORS WITH A BUILDING-WIDE PROJECT.



IT IS A FIRM POLICY NOT TO ACCEPT ANY PROJECTS, INCLUDING THIS ONE, WITHOUT THE REVIEW AND APPROVAL OF A LICENSED PROFESSIONAL ENGINEER, ARCHITECT, LANDSCAPE ARCHITECT OR OTHER PROFESSIONAL AS REQUIRED BY THE STATE OF NEW YORK. THE DESIGNER SHALL BE RESPONSIBLE FOR THE DESIGN OF THE PROJECT. THE DESIGNER SHALL BE RESPONSIBLE FOR THE DESIGN OF THE PROJECT. THE DESIGNER SHALL BE RESPONSIBLE FOR THE DESIGN OF THE PROJECT.

SUNY PURCHASE

No. | Submittal / Revision | App'd. By | Date

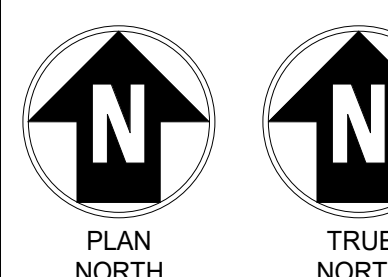
1 | BID SUBMISSION | | 04/28/2023

SECURITY DOOR  
SCHEDULE - SOCIAL  
SCIENCE

Designed By: KCB  
Checked By: KCB  
Issue Date: 04/28/2023  
Project No: 19453  
Scale: AS SHOWN

Drawing No:

SS-P2-SEC-600



IT IS A VIOLATION OF LAW FOR ANY PERSON, UNLESS THEY ARE ACTING UNDER THE DIRECTION OF A LICENSED PROFESSIONAL ENGINEER, ARCHITECT, LANDSCAPE ARCHITECT OR LAND SURVEYOR TO ALTER AN ITEM IN ANY WAY. IF AN ITEM BEARING THE STAMP OF A LICENSED PROFESSIONAL IS ALTERED, THE ALTERING ENGINEER, ARCHITECT, LANDSCAPE ARCHITECT OR LAND SURVEYOR SHALL STAMP THE DOCUMENT AND INCLUDE THE NOTATION "ALTERED BY" FOLLOWED BY THEIR SIGNATURE, THE DATE OF SUCH ALTERATION, AND A SPECIFIC DESCRIPTION OF THE ALTERATION.

SUNY PURCHASE

No	Submitted / Revision	App'd	Ry	Date
----	----------------------	-------	----	------

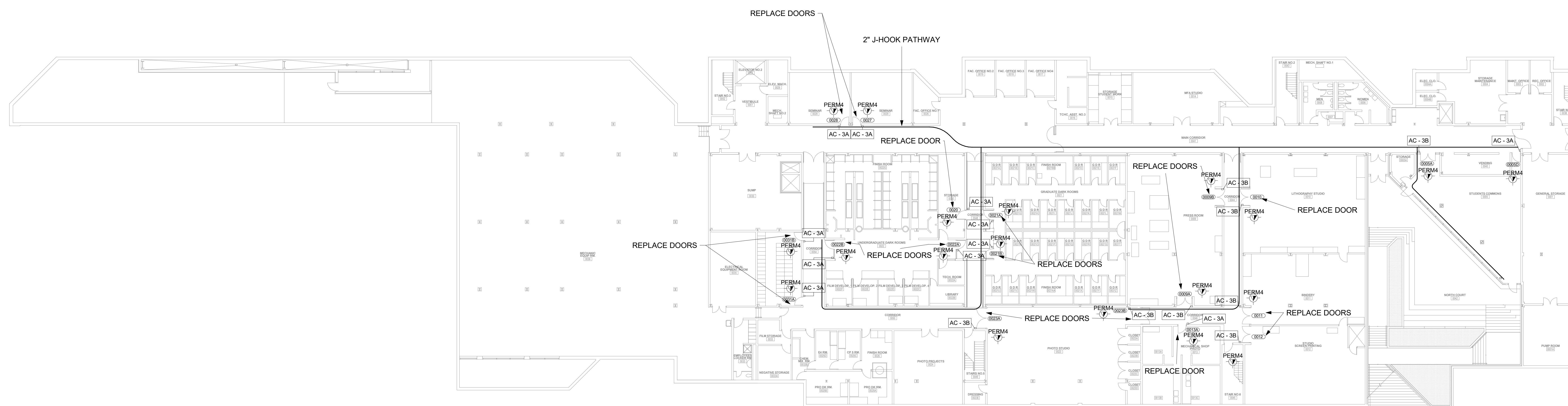
1	BID SUBMISSION			04/28/2023
---	----------------	--	--	------------

### SECURITY - VISUAL ARTS BASEMENT PLAN

Designed By:	Drawn By:	Checked By:
--------------	-----------	-------------

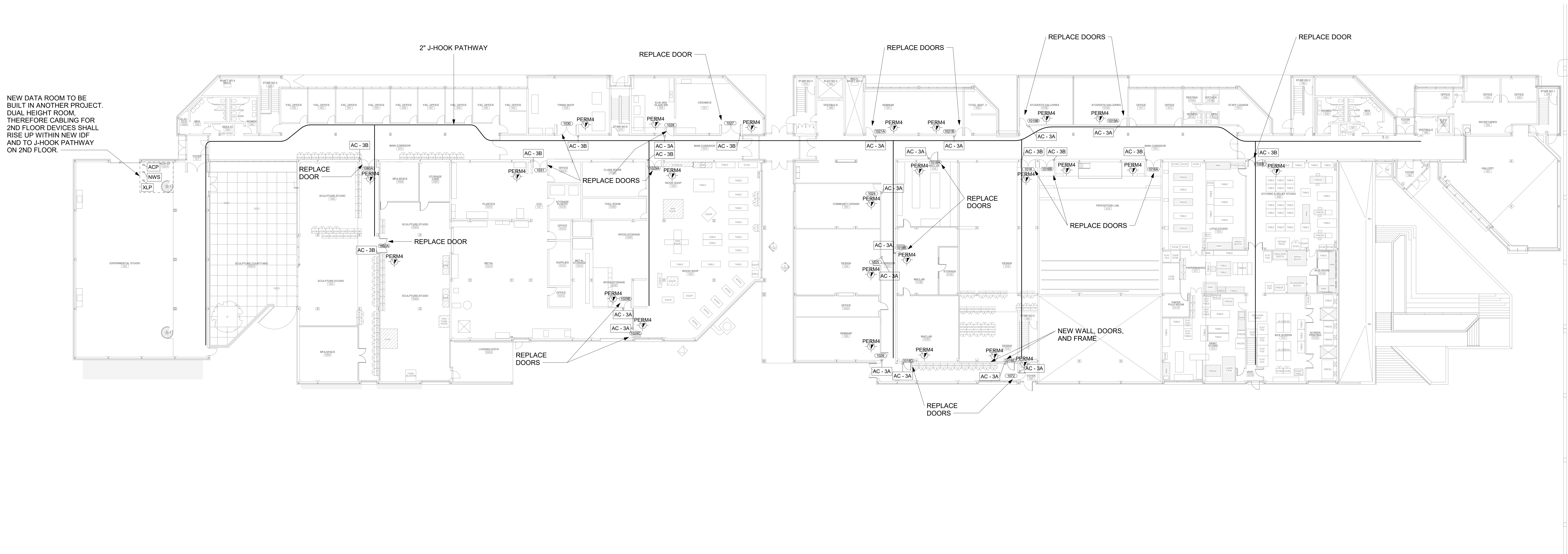
Issue Date: 04/20/2003	Project No: 10450	Scale: AS SHOWN
---------------------------	----------------------	--------------------

Drawing No:

**VA-P2-SEC-100**

① VISUAL ARTS- BASMENT PLAN - PROJECT 2  
1/16" = 1'-0"

GENERAL NOTE:  
CONTRACTOR SHALL IDENTIFY ANY COMPONENTS WITHIN THE  
WALLS, FLOORS, AND/OR CEILINGS THAT MIGHT BE AN IMPEDIMENT  
TO INSTALLATION OF NEW DOORS, HARDWARE, OR COMPONENTS.



1 VISUAL ARTS- LEVEL 1 - PROJECT 2  
1/16" = 1'-0"

GENERAL NOTE:  
CONTRACTOR SHALL IDENTIFY ANY COMPONENTS WITHIN THE  
WALLS, FLOORS, AND/OR CEILINGS THAT MIGHT BE AN IMPEDIMENT  
TO INSTALLATION OF NEW DOORS, HARDWARE, OR COMPONENTS.

IT IS A VIOLATION OF LAW FOR ANY PERSON, UNLESS THEY ARE ACTING UNDER THE DIRECTION OF A LICENSED PROFESSIONAL ENGINEER, ARCHITECT, LANDSCAPE ARCHITECT OR SURVEYOR TO ALTER AN ITEM IN ANY WAY. IF AN ITEM BEARING THE STAMP OF A LICENSED PROFESSIONAL IS ALTERED, THE PROFESSIONAL ENGINEER, ARCHITECT, LANDSCAPE ARCHITECT OR SURVEYOR SHALL STAMP THE DOCUMENT AND INCLUDE THE NOTATION "ALTERED BY" FOLLOWED BY THEIR SIGNATURE, DATE OF SUCH ALTERATION, AND A SPECIFIC DESCRIPTION OF THE ALTERATION.

SUNY PURCHASE

No	Submitted / Revision	App'd	By
----	----------------------	-------	----

1	BID SUBMISSION			04
---	----------------	--	--	----

SECURITY - VISUAL ANALYSIS  
LEVEL 2

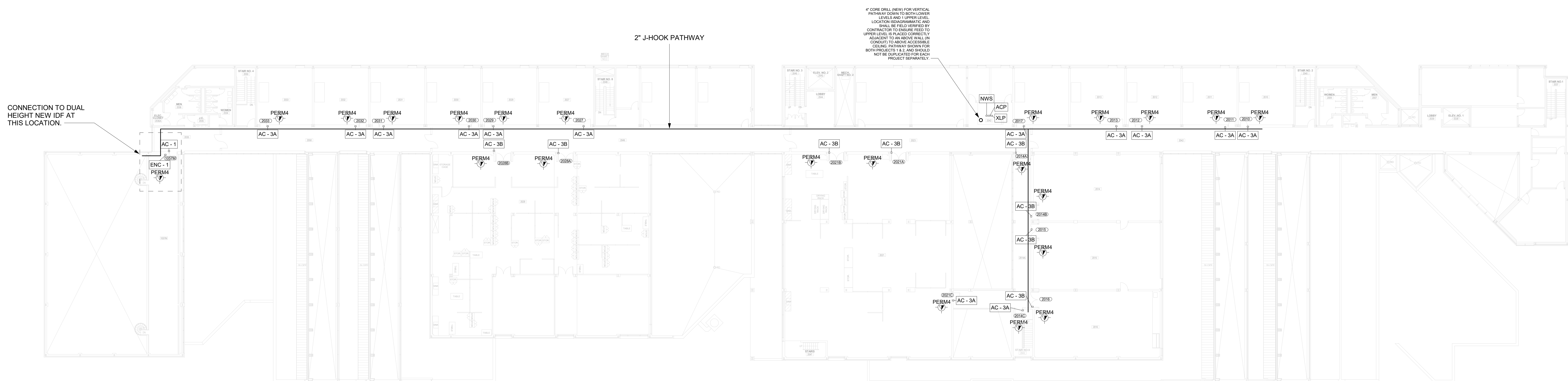
Designed By:	Drawn By:	Check
--------------	-----------	-------

DG	DG	$\mu$
----	----	-------

Issue Date:	Project No:	So
24/09/2023	10452	10.0

Drawing No:

VA-P2-SEC-10



① VISUAL ARTS- LEVEL 2 - PROJECT 2  
1/16" = 1'-0"

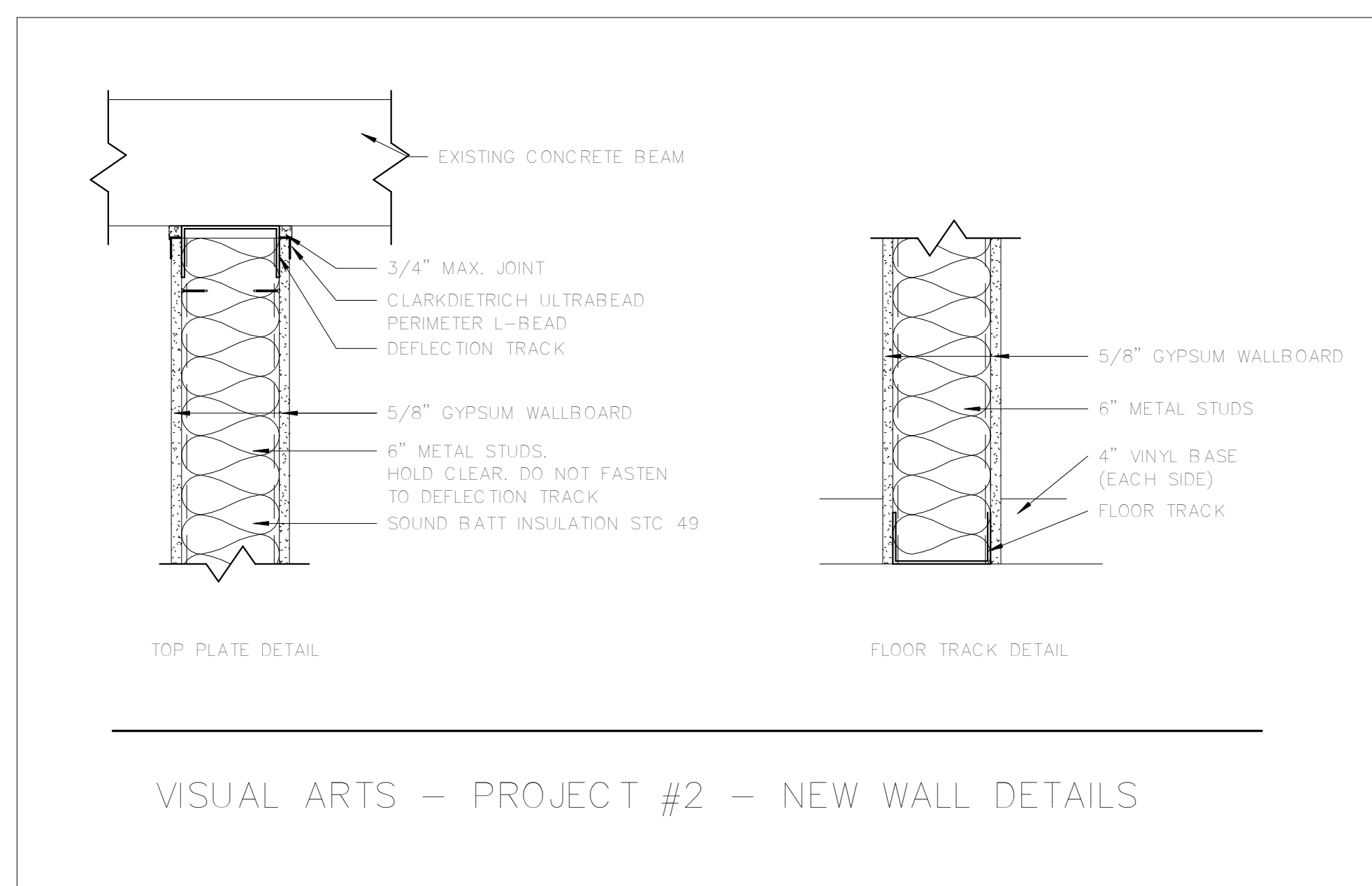
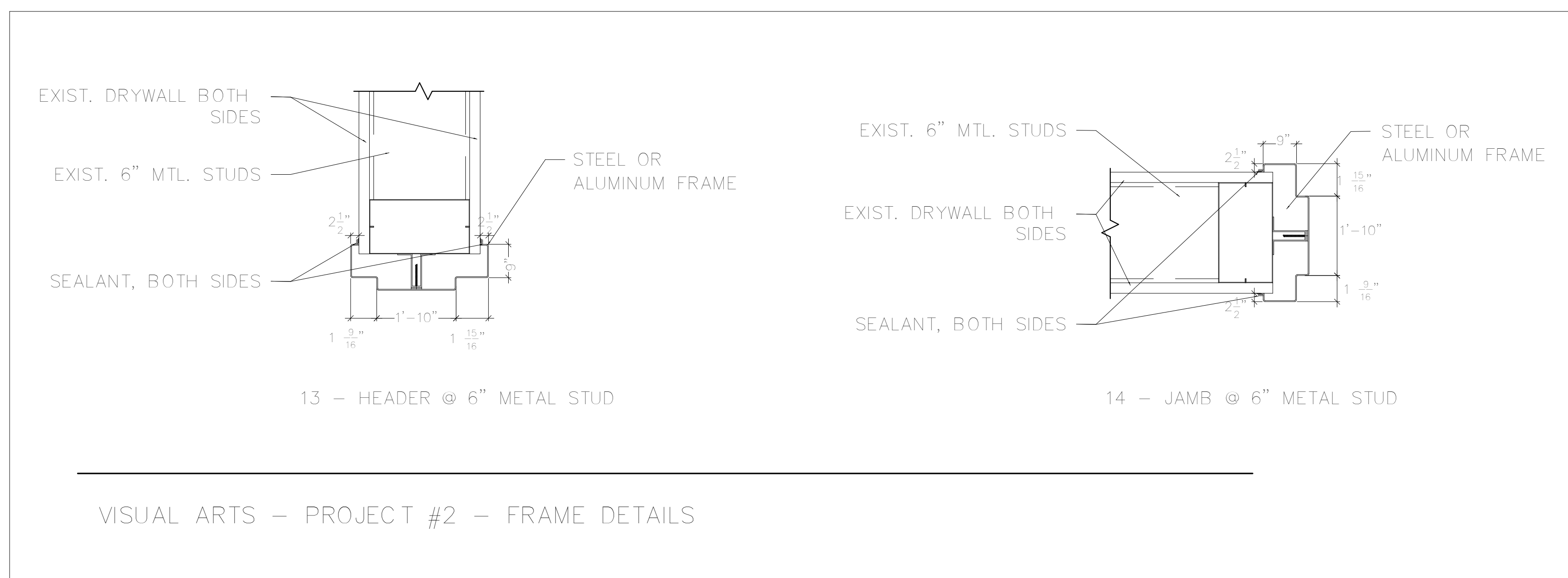
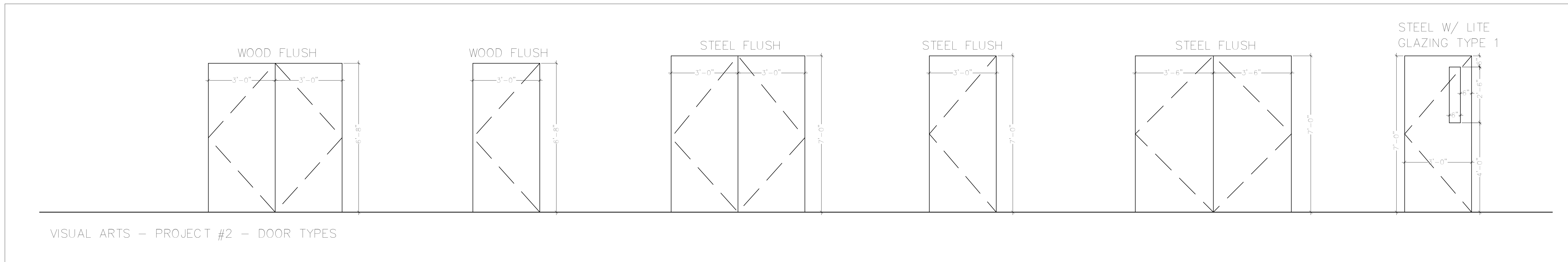
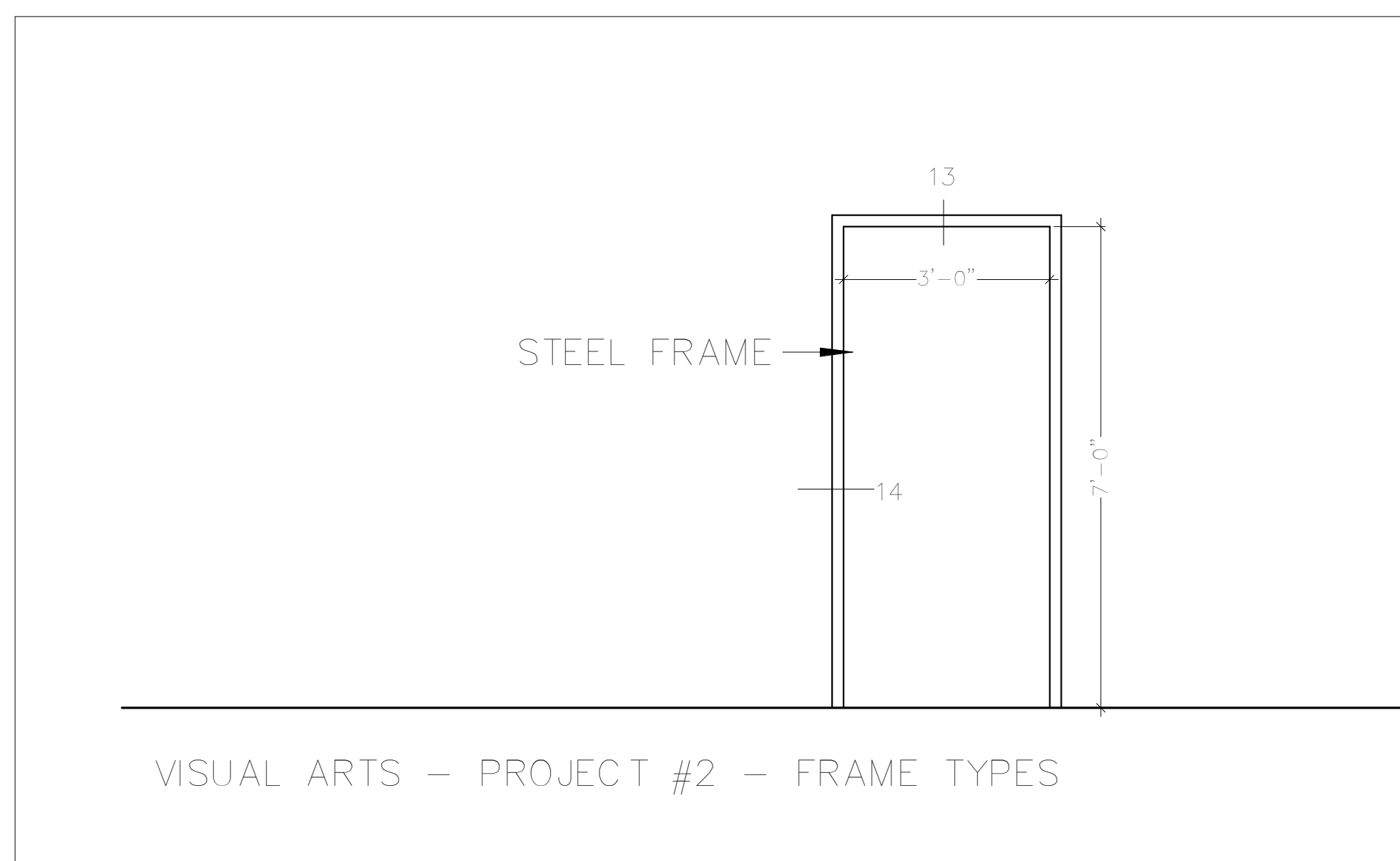
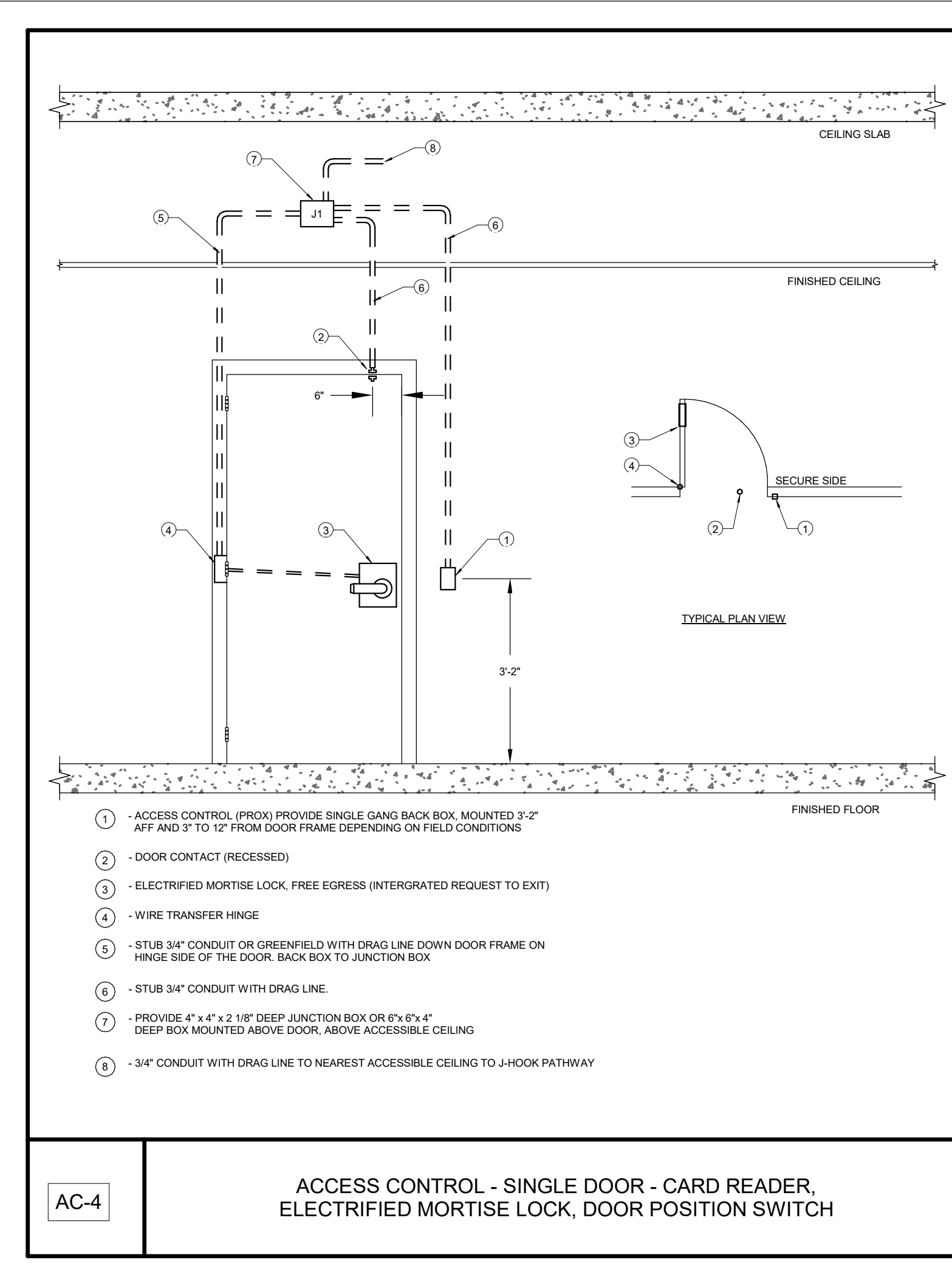
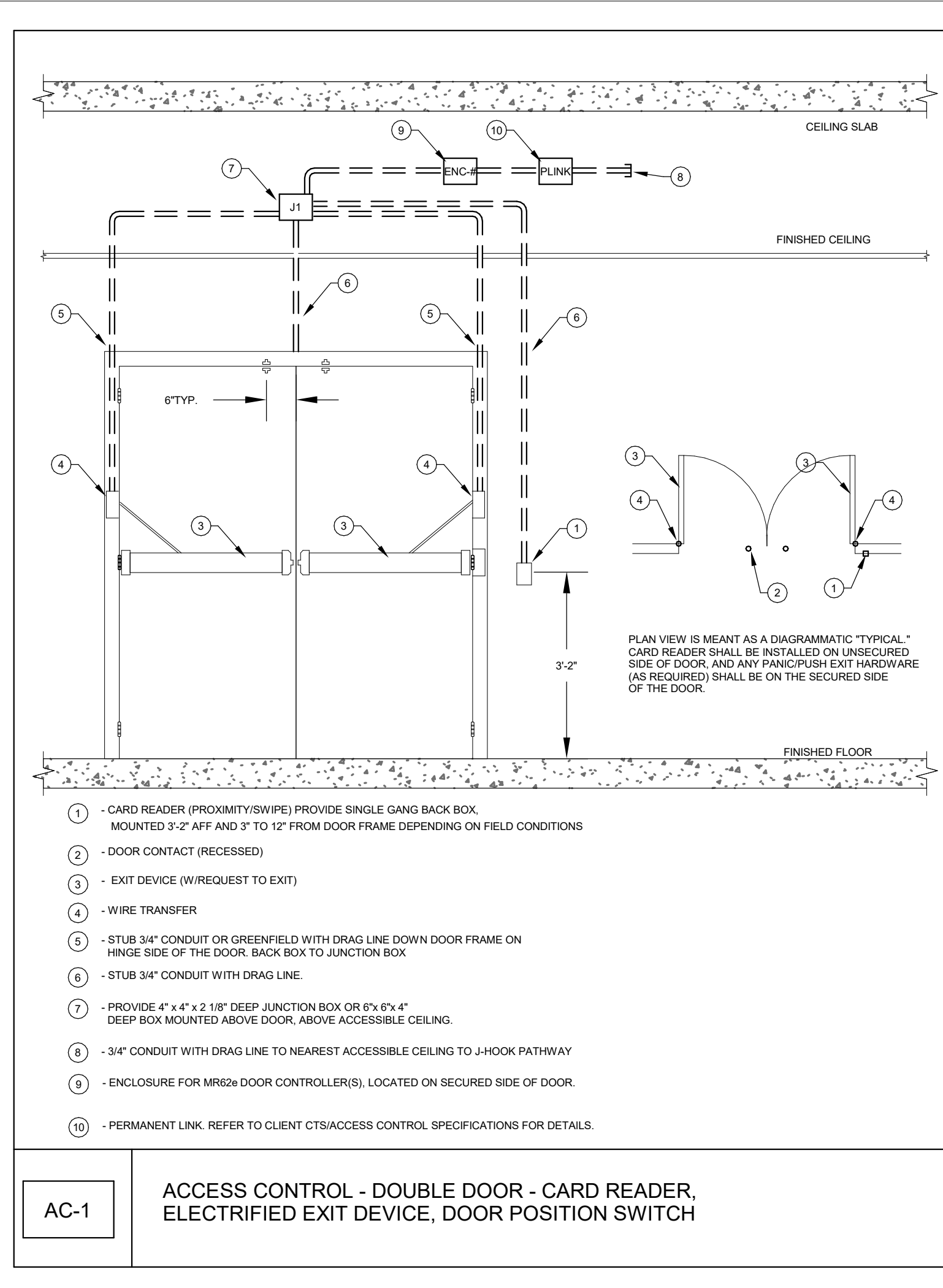
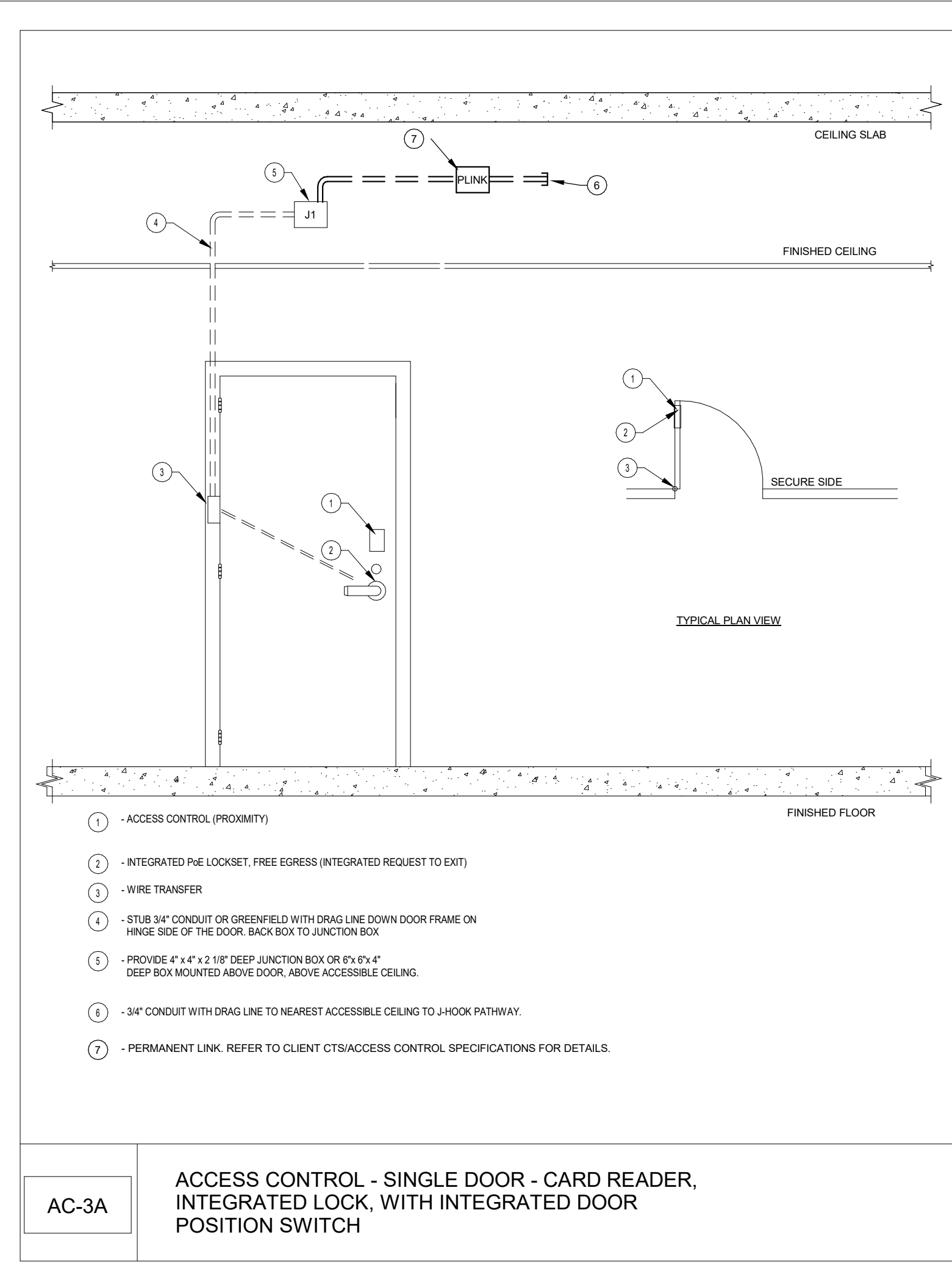
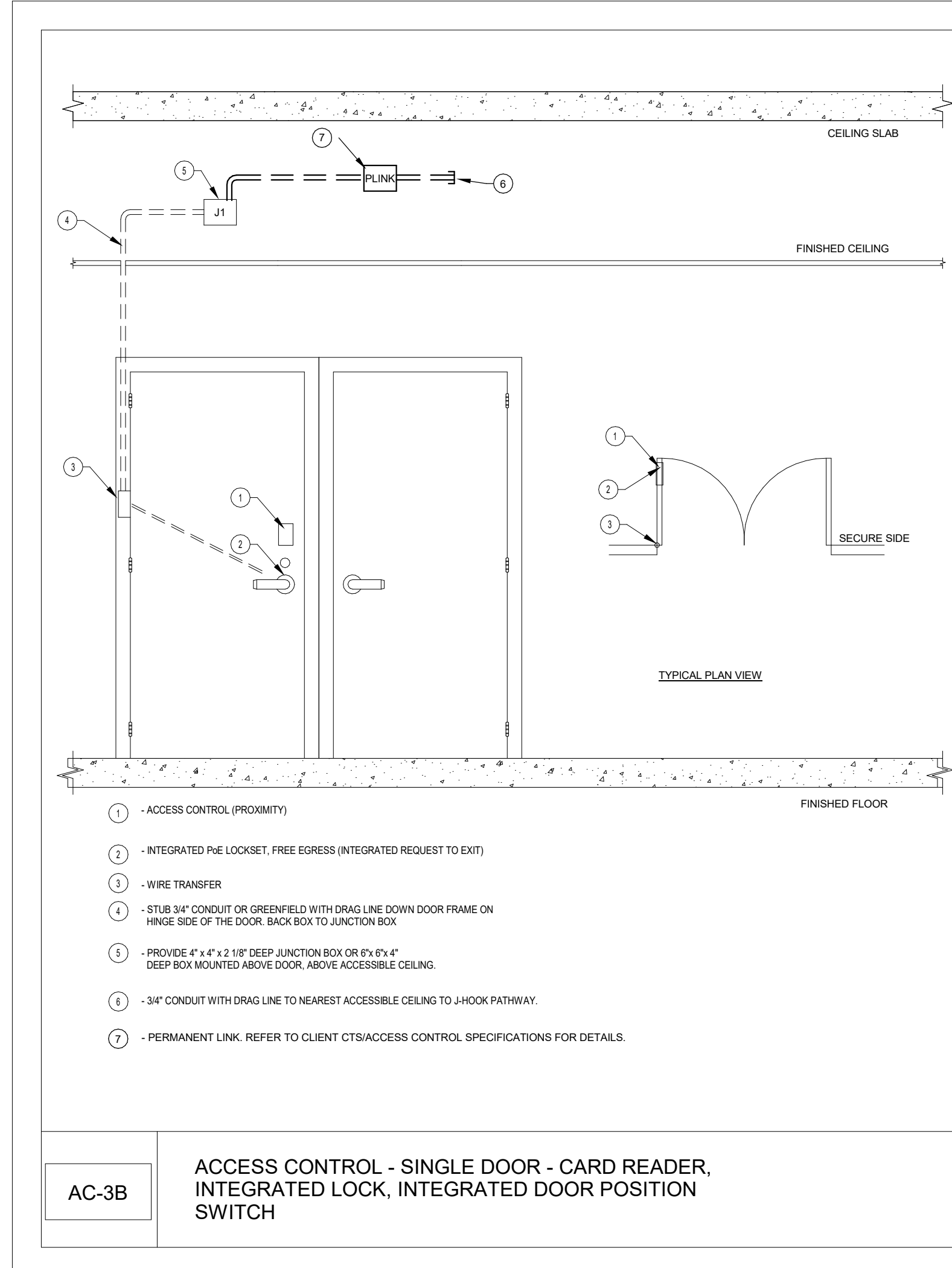
GENERAL NOTE:  
CONTRACTOR SHALL IDENTIFY ANY COMPONENTS WITHIN THE  
WALLS, FLOORS, AND/OR CEILINGS THAT MIGHT BE AN IMPEDIMENT  
TO INSTALLATION OF NEW DOORS, HARDWARE, OR COMPONENTS.





GENERAL NOTE:  
CONTRACTOR SHALL IDENTIFY ANY COMPONENTS WITHIN THE  
WALLS, FLOORS, AND/OR CEILINGS THAT MIGHT BE AN IMPEDIMENT  
TO INSTALLATION OF NEW DOORS, HARDWARE, OR COMPONENTS.





GENERAL NOTE:  
IN FRAMES AND WALLS THAT ARE INACCESSIBLE FOR CONCEALED WIRING, PROVIDE SURFACE  
MOUNT RACEWAY.



Central File: Update this text with Central File location  
Saved: 4/26/2023 10:32:31 AM Current Local File: C:\Users\jagard\Documents\SMW - 19450 - SUNY Purchase - R19 - agard@smw.com.txt

SECURITY DEVICE SCHEDULE - PROJECT 2 - VISUAL ARTS																						
BUILDING	FLOOR	PROJECT #	DOOR NUMBER	ROOM NUMBER	DEVICE SYMBOL/DETAIL	ENCLOSURE #	HARDWARE SET	TERMINATION LOCATION	SECURITY DEVICE				LOCK				Linked Openings	NOTES				
									CARD READER	DOOR POSITION SWITCH CONCEAL	ELECTRIFIED EXIT DEVICE	ELECTRIC MORTISE LOCK	LATCH MONITOR	X-FER HINGE	REQUEST-TO-EXIT IN LOCK	INTERFACE AUTOMATIC DOOR OPENER						
VISUAL ARTS	Basement	2	0028	0028	AC-3A	--	4	VA2042B	1					1		1			IN200 PoE LOCKSET - SINGLE DOOR			
VISUAL ARTS	Basement	2	0027	0029	AC-3A	--	4	VA2042B	1					1		1			IN200 PoE LOCKSET - SINGLE DOOR			
VISUAL ARTS	Basement	2	0031B	0031	AC-3A	--	4	VA2042B	1					1		1			IN200 PoE LOCKSET - SINGLE DOOR			
VISUAL ARTS	Basement	2	0031A	0031	AC-3A	--	4	VA2042B	1					1		1			IN200 PoE LOCKSET - SINGLE DOOR			
VISUAL ARTS	Basement	2	0022B	0022	AC-3A	--	4	VA2042B	1					1		1			IN200 PoE LOCKSET - SINGLE DOOR			
VISUAL ARTS	Basement	2	0020	0020	AC-3A	--	4	VA2042B	1					1		1			IN200 PoE LOCKSET - SINGLE DOOR			
VISUAL ARTS	Basement	2	0021A	0021	AC-3A	--	4	VA2042B	1					1		1			IN200 PoE LOCKSET - SINGLE DOOR			
VISUAL ARTS	Basement	2	0021B	0021	AC-3A	--	4	VA2042B	1					1		1			IN200 PoE LOCKSET - SINGLE DOOR			
VISUAL ARTS	Basement	2	0022A	0022	AC-3A	--	4	VA2042B	1					1		1			IN200 PoE LOCKSET - SINGLE DOOR			
VISUAL ARTS	Basement	2	0013A	0013	AC-3A	--	4	VA2042B	1					1		1			IN200 PoE LOCKSET - SINGLE DOOR			
VISUAL ARTS	Basement	2	0005D	0005	AC-3A	--	4	VA2042B	1					1		1			IN200 PoE LOCKSET - SINGLE DOOR			
VISUAL ARTS	Basement	2	0023A	0023	AC-3B	--	4	VA2042B	1					1		1			IN200 PoE LOCKSET - DOUBLE DOOR			
VISUAL ARTS	Basement	2	0023B	0023	AC-3B	--	4	VA2042B	1					1		1			IN200 PoE LOCKSET - DOUBLE DOOR			
VISUAL ARTS	Basement	2	0009A	0009	AC-3B	--	4	VA2042B	1					1		1			IN200 PoE LOCKSET - DOUBLE DOOR			
VISUAL ARTS	Basement	2	0011	0011	AC-3B	--	4	VA2042B	1					1		1			IN200 PoE LOCKSET - DOUBLE DOOR			
VISUAL ARTS	Basement	2	0012	0012	AC-3B	--	4	VA2042B	1					1		1			IN200 PoE LOCKSET - DOUBLE DOOR			
VISUAL ARTS	Basement	2	0005A	0005	AC-3B	--	4	VA2042B	1					1		1			IN200 PoE LOCKSET - DOUBLE DOOR			
VISUAL ARTS	Basement	2	0010	0010	AC-3B	--	4	VA2042B	1					1		1			IN200 PoE LOCKSET - DOUBLE DOOR			
VISUAL ARTS	Basement	2	0009B	0009	AC-3B	--	4	VA2042B	1					1		1			IN200 PoE LOCKSET - DOUBLE DOOR			
VISUAL ARTS	Level 1	2	1028	1028	AC-3A	--	4	NEW IDF 1057A	1					1		1			IN200 PoE LOCKSET - SINGLE DOOR			
VISUAL ARTS	Level 1	2	1024	1024	AC-3A	--	4	VA2042B	1					1		1			IN200 PoE LOCKSET - SINGLE DOOR			
VISUAL ARTS	Level 1	2	1025	1025	AC-3A	--	4	VA2042B	1					1		1			IN200 PoE LOCKSET - SINGLE DOOR			
VISUAL ARTS	Level 1	2	1021A	1021	AC-3A	--	4	VA2042B	1					1		1			IN200 PoE LOCKSET - SINGLE DOOR			
VISUAL ARTS	Level 1	2	1021B	1021	AC-3A	--	4	VA2042B	1					1		1			IN200 PoE LOCKSET - SINGLE DOOR			
VISUAL ARTS	Level 1	2	1019B	1019B	AC-3A	--	4	VA2042B	1					1		1			IN200 PoE LOCKSET - SINGLE DOOR			
VISUAL ARTS	Level 1	2	1019A	1019A	AC-3A	--	4	VA2042B	1					1		1			IN200 PoE LOCKSET - SINGLE DOOR			
VISUAL ARTS	Level 1	2	1072	1018	AC-3A	--	4	VA2042B	1					1		1			IN200 PoE LOCKSET - SINGLE DOOR			
VISUAL ARTS	Level 1	2	1018A	1018	AC-3A	--	4	VA2042B	1					1		1			IN200 PoE LOCKSET - SINGLE DOOR			
VISUAL ARTS	Level 1	2	1018B	1018B	AC-3A	--	4	VA2042B	1					1		1			IN200 PoE LOCKSET - SINGLE DOOR			
VISUAL ARTS	Level 1	2	1026	1026	AC-3A	--	4	VA2042B	1					1		1			IN200 PoE LOCKSET - SINGLE DOOR			
VISUAL ARTS	Level 1	2	1018D	1018D	AC-3A	--	4	VA2042B	1					1		1			IN200 PoE LOCKSET - SINGLE DOOR			
VISUAL ARTS	Level 1	2	1029C	1029	AC-3A	--	4	NEW IDF 1057A	1					1		1			IN200 PoE LOCKSET - SINGLE DOOR			
VISUAL ARTS	Level 1	2	1029B	1029	AC-3A	--	4	NEW IDF 1057A	1					1		1			IN200 PoE LOCKSET - SINGLE DOOR			
VISUAL ARTS	Level 1	2	1018E	1018	AC-3A	--	4	VA2042B	1					1		1			IN200 PoE LOCKSET - SINGLE DOOR			
VISUAL ARTS	Level 1	2	1060A	1060	AC-3B	--	4	NEW IDF 1057A	1					1		1			IN200 PoE LOCKSET - DOUBLE DOOR			
VISUAL ARTS	Level 1	2	1030	1030	AC-3B	--	4	NEW IDF 1057A	1					1		1			IN200 PoE LOCKSET - DOUBLE DOOR			
VISUAL ARTS	Level 1	2	1031	1031D	AC-3B	--	4	NEW IDF 1057A	1					1		1			IN200 PoE LOCKSET - DOUBLE DOOR			
VISUAL ARTS	Level 1	2	1029A	1029	AC-3B	--	4	NEW IDF 1057A	1					1		1			IN200 PoE LOCKSET - DOUBLE DOOR			
VISUAL ARTS	Level 1	2	1027	1027	AC-3B	--	4	NEW IDF 1057A	1					1		1			IN200 PoE LOCKSET - DOUBLE DOOR			
VISUAL ARTS	Level 1	2	1018	1018	AC-3B	--	4	VA2042B	1					1		1			IN200 PoE LOCKSET - DOUBLE DOOR			
VISUAL ARTS	Level 1	2	1016A	1016	AC-3B	--	4	VA2042B	1					1		1			IN200 PoE LOCKSET - DOUBLE DOOR			
VISUAL ARTS	Level 1	2	1009	1009	AC-3B	--	4	VA2042B	1					1		1			IN200 PoE LOCKSET - DOUBLE DOOR			
VISUAL ARTS	Level 1	2	1016B	1016	AC-3B	--	4	VA2042B	1					1		1			IN200 PoE LOCKSET - DOUBLE DOOR			
VISUAL ARTS	Level 1	2	1050A	1050A	AC-3B	--	4	NEW IDF 1057A	1					1		1			IN200 PoE LOCKSET - DOUBLE DOOR			
VISUAL ARTS	Level 1	2	--	1057A	ACP	--	--	NEW IDF 1057A											ACCESS CONTROL PANEL(S)			
VISUAL ARTS	Level 1	2	--	1057A	NWS	--	--	NEW IDF 1057A											NETWORK SWITCH			
VISUAL ARTS	Level 1	2	--	1057A	XLP	--	--	NEW IDF 1057A											LOCK POWER SUPPLY(S)			
VISUAL ARTS	Level 2	2	1057M	1057M	AC-1	1	2	NEW IDF 1057A	1	2	2	1	2	2	2							
VISUAL ARTS	Level 2	2	2033	2033	AC-3A	--	4	NEW IDF 1057A	1					1		1			IN200 PoE LOCKSET - SINGLE DOOR			
VISUAL ARTS	Level 2	2	2032	2032	AC-3A	--	4	NEW IDF 1057A	1					1		1			IN200 PoE LOCKSET - SINGLE DOOR			
VISUAL ARTS	Level 2	2	2031	2031	AC-3A	--	4	NEW IDF 1057A	1					1		1			IN200 PoE LOCKSET - SINGLE DOOR			
VISUAL ARTS	Level 2	2	2030	2030	AC-3A	--	4	NEW IDF 1057A	1					1		1			IN200 PoE LOCKSET - SINGLE DOOR			
VISUAL ARTS	Level 2	2	2029	2029	AC-3A	--	4	NEW IDF 1057A	1					1		1			IN200 PoE LOCKSET - SINGLE DOOR			
VISUAL ARTS	Level 2	2	2027	2027	AC-3A	--	4	NEW IDF 1057A	1					1		1			IN200 PoE LOCKSET - SINGLE DOOR			
VISUAL ARTS	Level 2	2	2014C	2043	AC-3A	--	4	VA2042B	1					1		1			IN200 PoE LOCKSET - SINGLE DOOR			
VISUAL ARTS	Level 2	2	2017	206	AC-3A	--	4	VA2042B	1					1		1			IN200 PoE LOCKSET - SINGLE DOOR			
VISUAL ARTS	Level 2	2	2013	2013	AC-3A	--	4	VA2042B	1					1		1			IN200 PoE LOCKSET - SINGLE DOOR			
VISUAL ARTS	Level 2	2	2012	2012	AC-3A	--	4	VA2042B	1					1		1			IN200 PoE LOCKSET - SINGLE DOOR			
VISUAL ARTS	Level 2	2	2011	2011	AC-3A	--	4	VA2042B	1					1		1			IN200 PoE LOCKSET - SINGLE DOOR			
VISUAL ARTS	Level 2	2	2010	2010	AC-3A	--	4	VA2042B	1					1		1			IN200 PoE LOCKSET - SINGLE DOOR			
VISUAL ARTS	Level 2	2	2021C	2043	AC-3A	--	4	VA2042B	1					1		1			IN200 PoE LOCKSET - SINGLE DOOR			
VISUAL ARTS	Level 2	2	2028B	2028	AC-3B	--	4	NEW IDF 1057A	1					1		1			IN200 PoE LOCKSET - DOUBLE DOOR			
VISUAL ARTS	Level 2	2	2021B	2021	AC-3B	--	4	VA2042B	1					1		1			IN200 PoE LOCKSET - DOUBLE DOOR			
VISUAL ARTS	Level 2	2	2021A	2021	AC-3B	--	4	VA2042B	1					1		1			IN200 PoE LOCKSET - DOUBLE DOOR			
VISUAL ARTS	Level 2	2	2014A	2014A	AC-3B	--	4	VA2042B	1					1		1			IN200 PoE LOCKSET - DOUBLE DOOR			
VISUAL ARTS	Level 2	2	2014B	2014	AC-3B	--	4	VA2042B	1					1		1			IN200 PoE LOCKSET - DOUBLE DOOR			



Central File: Update this text with Central file location  
Saved: 4/28/2023 10:32:53 AM Current Local File: C:\unassigned\Documents\SW - 14450 - SUNY Purchase - P19 - agent@smwllc.com.txt

DOOR SCHEDULE - PROJECT 2 - VISUAL ARTS																												
BUILDING NAME	LEVEL	DOOR - PROJECT #	DOOR - NUMBER	ROOM NAME & NUMBER - TO	TO/FROM	ROOM NAME & NUMBER - FROM	DOOR - WIDTH	DOOR - HEIGHT	DOOR - THICKNESS	DOOR - TYPE	DOOR - MATERIAL	DOOR - FINISH	FRAME - TYPE	FRAME - MATERIAL	FRAME - FINISH	FRAME - ANCHORS	FRAME - DEPTH	DETAILS - HEAD	DETAILS - JAMB	DETAILS - SILL	DOOR GLASS TYPE	DETENTION	FIRE RATING	UNDERCUT	HARDWARE - SET NO.	HARDWARE - HAND	REMARKS	
VISUAL ARTS	BASEMENT	2	0028	0041	TO	0028	3'-0"	7'-0"	1-3/4"		Wood	PT		Steel	PT		6"									P2-8	RH	Replace door
VISUAL ARTS	BASEMENT	2	0027	0041	TO	0027	3'-0"	7'-0"	1-3/4"		Wood	PT		Steel	PT		6"									P2-8	LH	Replace door
VISUAL ARTS	BASEMENT	2	0031A	0050	TO	0031	3'-0"	7'-0"	1-3/4"		Wood	PT		Steel	PT		6"									P2-8	LH	Replace door
VISUAL ARTS	BASEMENT	2	0022B	0054	FROM	0022	3'-0"	7'-0"	1-3/4"		Wood	PT		Steel	PT		6"									P2-8	LHR	Replace Door
VISUAL ARTS	BASEMENT	2	0022A	0048	FROM	0022	3'-0"	7'-0"	1-3/4"		Wood	PT		Steel	PT		6"									P2-8	RHR	Replace door
VISUAL ARTS	BASEMENT	2	0021B	0048	FROM	0021	3'-0"	7'-0"	1-3/4"		Wood	PT		Steel	PT		6"									P2-8	RH	Replace Door
VISUAL ARTS	BASEMENT	2	0021A	0048	FROM	0021	3'-0"	7'-0"	1-3/4"		Wood	PT		Steel	PT		6"									P2-8	LH	Replace door
VISUAL ARTS	BASEMENT	2	0020	0048	FROM	0020	3'-0"	7'-0"	1-3/4"		Wood	PT		Steel	PT		6"							B		P2-8	LHR	Replace Door
VISUAL ARTS	BASEMENT	2	0023A	0050	FROM	0023	(2) 3'-0"	7'-0"	1-3/4"		Wood	PT		Steel	PT		6"							B		P2-8	RHR/LHR	Replace Door
VISUAL ARTS	BASEMENT	2	0023B	0046	FROM	0023	(2) 3'-0"	7'-0"	1-3/4"		Wood	PT		Steel	PT		6"									P2-7	RHR/LHR	Replace door
VISUAL ARTS	BASEMENT	2	0009A	0046	FROM	0009	(2) 3'-0"	7'-0"	1-3/4"		Steel	PT		Steel	PT		6"							B		P2-7	RHR/LHR	Replace door
VISUAL ARTS	BASEMENT	2	0013A	0046	TO	0013	3'-0"	7'-0"	1-3/4"		Steel	PT		Steel	PT		6"							B		P2-8	RH	Replace door
VISUAL ARTS	BASEMENT	2	0012	0044	FROM	0012	(2) 3'-0"	7'-0"	1-3/4"		Steel	PT		Steel	PT		6"							B		P2-7	RHR/LHR	Replace door
VISUAL ARTS	BASEMENT	2	0011	0044	FROM	0011	(2) 3'-0"	7'-0"	1-3/4"		Steel	PT		Steel	PT		6"							B		P2-7	RHR/LHR	Replace Door
VISUAL ARTS	BASEMENT	2	0010	0044	FROM	0010	(2) 3'-0"	7'-0"	1-3/4"		Steel	PT		Steel	PT		6"							B		P2-7	RHR/LHR	Replace Door
VISUAL ARTS	BASEMENT	2	0009B	0044	FROM	0009	(2) 3'-0"	7'-0"	1-3/4"		Steel	PT		Steel	PT		6"							B		P2-7	RHR/LHR	Replace Door
VISUAL ARTS	BASEMENT	2	0005A	0041	TO	0005	(2) 3'-0"	7'-0"	1-3/4"		Steel	PT		Steel	PT		6"							B		P2-4	RH/LH	
VISUAL ARTS	BASEMENT	2	0005B	0042	FROM	0005	3'-0"	7'-0"	1-3/4"		AL	ANN		AL	ANN		4"									P2-4	LHR	
VISUAL ARTS	BASEMENT	2	0005D	0041	TO	0005	3'-0"	7'-0"	1-3/4"		Steel	PT		Steel	PT		6"							B		P2-4	LH	
VISUAL ARTS	BASEMENT	2	0005C	0042	FROM	0005	3'-0"	7'-0"	1-3/4"		AL	ANN		AL	ANN		4"									P2-4	RHR	
VISUAL ARTS	BASEMENT	2	0031B	0054	TO	0031	3'-0"	7'-0"	1-3/4"		Wood	PT		Steel	PT		6"									P2-8	LH	Replace door
VISUAL ARTS	LEVEL 1	2	1060A	1075	FROM	1060	3'-0"	7'-0"	1-3/4"		Steel	PT		Steel	PT		6"									P2-6	RHR/LHR	Replace Door
VISUAL ARTS	LEVEL 1	2	1031	1075	FROM	1031	(2) 3'-0"	7'-0"	1-3/4"		Steel	PT		Steel	PT		6"							B		P2-6	RHR/LHR	Replace door
VISUAL ARTS	LEVEL 1	2	1030	1075	FROM	1030	(2) 3'-0"	7'-0"	1-3/4"		Steel	PT		Steel	PT		6"							B		P2-7	RHR/LHR	Replace Door
VISUAL ARTS	LEVEL 1	2	1028	1075	FROM	1028	3'-0"	7'-0"	1-3/4"		Steel	PT		Steel	PT		6"							B		P2-8	RHR	Replace Door
VISUAL ARTS	LEVEL 1	2	1027	1067	FROM	1027	3'-0"	7'-0"	1-3/4"		Steel	PT		Steel	PT		6"							B		P2-7	RHR	Replace door
VISUAL ARTS	LEVEL 1	2	1024	1072	TO	1024	3'-0"	7'-0"	1-3/4"		Wood	PT		Steel	PT		6"							B		P2-8	RH	
VISUAL ARTS	LEVEL 1	2	1072	EXTERIOR	FROM	1072	(2) 3'-0"	7'-0"	1-3/4"		Steel	PT		Steel	PT		6"							B		P2-8	RHR/LHR	Replace Door
VISUAL ARTS	LEVEL 1	2	1021B	1075	TO	1021B	3'-0"	7'-0"	1-3/4"		Steel	PT		Steel	PT		6"									P2-8	RH	Replace Door
VISUAL ARTS	LEVEL 1	2	1021A	1075	TO	1021A	3'-0"	7'-0"	1-3/4"		Steel	PT		Steel	PT		6"									P2-8	LH	Replace Door
VISUAL ARTS	LEVEL 1	2	1019B	1075	TO	1019B	3'-0"	7'-0"	1-3/4"		Steel	PT		Steel	PT		6"									P2-8	LH	Replace Door
VISUAL ARTS	LEVEL 1	2	1018	1075	FROM	1018	(2) 3'-0"	7'-0"	1-3/4"		Steel	PT		Steel	PT		6"							B		P2-6	RHR/LHR	Replace Door
VISUAL ARTS	LEVEL 1	2	1019A	1075	TO	1019A	3'-0"	7'-0"	1-3/4"		Steel	PT		Steel	PT		6"									P2-8	RH	Replace Door
VISUAL ARTS	LEVEL 1	2	1016A	1075	FROM	1016	(2) 3'-0"	7'-0"	1-3/4"		Steel	PT		Steel	PT		6"							B		P2-6	RHR/LHR	Replace Door
VISUAL ARTS	LEVEL 1	2	1009	1075	FROM	1009	(2) 3'-0"	7'-0"	1-3/4"		Steel	PT		Steel	PT		6"							B		P2-6	RHR/LHR	Replace Door
VISUAL ARTS	LEVEL 1	2	1050A	1050	TO	1050A	(2) 3'-6"	7'-0"	1-3/4"		Steel	PT		Steel	PT		6"									P2-7	RHR/LHR	Replace Door
VISUAL ARTS	LEVEL 1	2	1029A	1075	FROM	1029	(2) 3'-0"	7'-0"	1-3/4"		Steel	PT		Steel	PT		6"							B		P2-6	RHR/LHR	Replace Door
VISUAL ARTS	LEVEL 1	2	1029B	1031H	TO	1029B	3'-0"	7'-0"	1-3/4"		Steel	PT		Steel	PT		6"									P2-8	RH	Replace Door
VISUAL ARTS	LEVEL 1	2	1029C	1031H	TO	1029	3'-0"	7'-0"	1-3/4"		Steel	PT		Steel	PT		6"									P2-8	RH	Replace Door
VISUAL ARTS	LEVEL 1	2	1018B	1072	TO	1018B	3'-0"	7'-0"	1-3/4"		Steel	PT		Steel	PT		6"									P2-8	LH	Replace Door
VISUAL ARTS	LEVEL 1	2	1026	1072	FROM	1026	3'-0"	7'-0"	1-3/4"		Steel	PT		Steel	PT		6"									P2-4	RHR	
VISUAL ARTS	LEVEL 1	2	1018D	1075	FROM	1018	(2) 3'-0"	7'-0"	1-3/4"		Steel	PT		Steel	PT		6"									P2-8	RHR/LHR	Replace Door
VISUAL ARTS	LEVEL 1	2	1018A	1075	FROM	1018	3'-0"	7'-0"	1-3/4"		Steel	PT		Steel	PT		6"									P2-8	LHR	Replace Door
VISUAL ARTS	LEVEL 1	2	1016B	1075	FROM	1016	(2) 3'-0"	7'-0"	1-3/4"		Steel	PT		Steel	PT		6"							B		P2-6	RHR/LHR	Replace Door
VISUAL ARTS	LEVEL 1	2	1025	1072	TO	1025	3'-0"	7'-0"	1-3/4"		Wood	PT		Steel	PT		6"							B		P2-8	LH	
VISUAL ARTS	LEVEL 1	2	1018E	1018	FROM	1075	3'-0"	7'-0"	1-3/4"		Steel	PT		Steel	PT		6"									P2-6	RHR	Replace Door
VISUAL ARTS	LEVEL 2	2	2033	2050	TO	2033	3'-0"	7'-0"	1-3/4"		Wood	PT		Steel	PT		6"									P2-4	RH	
VISUAL ARTS	LEVEL 2	2	2032	2050	TO	2032	3'-0"	7'-0"	1-3/4"		Wood	PT		Steel	PT		6"									P2-4	RH	
VISUAL ARTS	LEVEL 2	2	2031	2050	TO	2031	3'-0"	7'-0"	1-3/4"		Wood	PT		Steel	PT		6"									P2-4	LH	
VISUAL ARTS	LEVEL 2	2	2030	2049	TO	2030	3'-0"	7'-0"	1-3/4"		Wood	PT		Steel	PT		6"									P2-4	RH	
VISUAL ARTS	LEVEL 2	2	2029	2049	TO	2029	3'-0"	7'-0"	1-3/4"		Wood	PT		Steel	PT		6"									P2-4	LH	
VISUAL ARTS	LEVEL 2	2	2027	2049	TO	2027	3'-0"	7'-0"	1-3/4"		Wood	PT		Steel	PT		6"									P2-4	RH	
VISUAL ARTS	LEVEL 2																											