



The State University
of New York

Time and Attendance System (TAS) for Student Employees



The State University
of New York

Overview of Time and Attendance System (TAS) For Student Employees

- 1) Sign –in to SUNY HR Time and Attendance using existing User ID and password.
- 2) Select an Accrual Period (Pay period)
- 3) Enter Time In and Time Out for each day worked.
- 4) Certify and Submit Time Record to your Supervisor.
- 5) Sign-out of SUNY Browser and Close

SUNY



The State University
of New York

First-time System Sign-in Information

- For security reasons your sign-in will be different the first time you enter into the Time and Attendance System. You will be asked for your SUNY ID (if you don't know your SUNY ID, please contact the Payroll Department) and your date of birth (DD/MM/YYYY).
- Once you complete this security procedure, you will not need to verify your information.

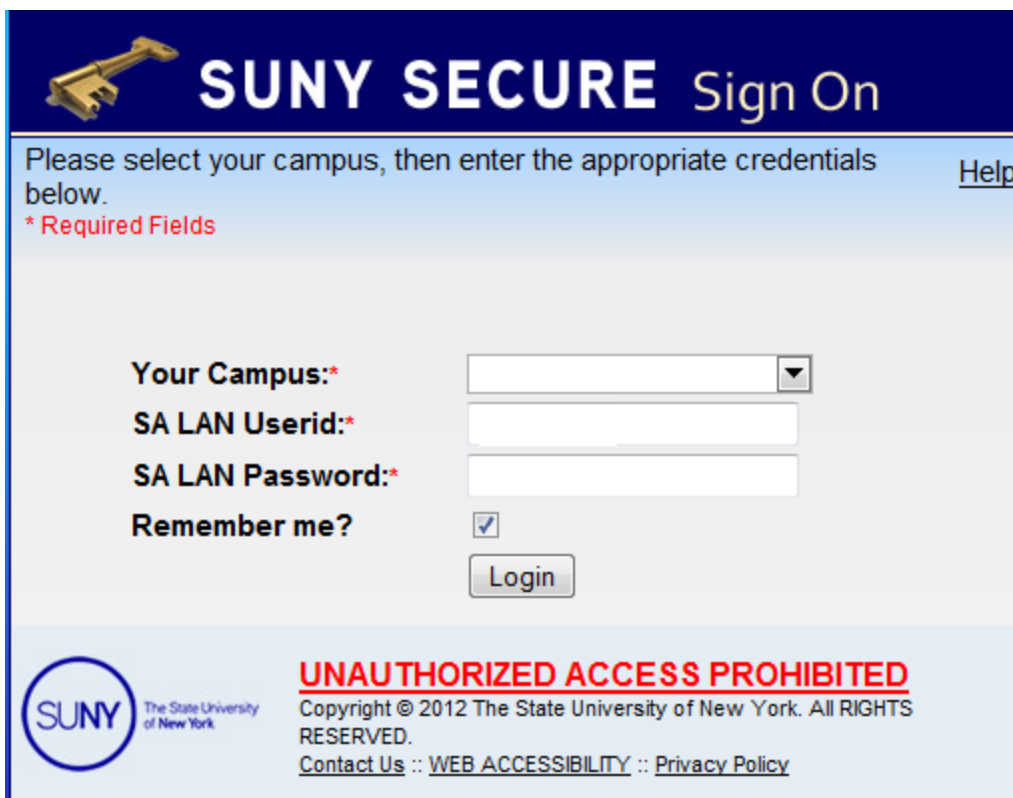



The State University
of New York

Sign in to SUNY at:
<http://www.suny.edu/time>

Bookmark

- As described in the previous slide, the screen will be slightly different your first time signing in, requesting your SUNY ID and DOB. *That is a one-time security occurrence.* **Going forward, your entry screen will look like this:**



 **SUNY SECURE** Sign On

Please select your campus, then enter the appropriate credentials below. [Help](#)

*** Required Fields**

Your Campus:*

SA LAN Userid:*

SA LAN Password:*

Remember me? ☒

 The State University of New York

UNAUTHORIZED ACCESS PROHIBITED
Copyright © 2012 The State University of New York. All RIGHTS RESERVED.
[Contact Us](#) :: [WEB ACCESSIBILITY](#) :: [Privacy Policy](#)

User ID and
Password



The State University
of New York

Once logged into TAS, the home page will be displayed. This includes employee information and employment roles. To begin using TAS, click on “Time and Attendance” tab.



The State University of New York | Time & Attendance

[Home](#)

Menu

Tuesday, April 28, 2015 • 1:12:42 PM

TAS Home

Name: Classified Test

Suny ID: 38554


Local Campus ID:

Employment Roles

	Status	Role Type	Effective Dates
<input checked="" type="radio"/>	Current	Regular State Employee	12/06/2001 - [No End Date]

Displaying single result.

Time and Attendance





The State University
of New York

Time record:

Accrual
Period

Hourly Time Record

Please select a commitment to view the time record

Select	Stack	Group Comt ID	Effective - End Date	Account	Rate	Department	Supervisor	Duties
<input checked="" type="radio"/>	17	rec sports	05/20/2016 - 08/27/2016	9000870000	10.00	Biology	Jane Smith	
<input type="radio"/>	18	rec sports	05/20/2016 - 08/27/2016	9000870000	13.75	English	Joe Murphy	

Accrual Period

05/19/2016 ~ 06/01/2016 ~ New

If you do not see the right commitment or accrual period on this timesheet, please contact your supervisor/department

Hourly Time Record for 05/20/2016 - 06/01/2016 - Duties :

Day of Week	Date	Time In	Time Out	Time In	Time Out	Time In	Time Out	Hours
Fri	5/20							0.00
Sat	5/21							0.00
Sun	5/22							0.00
Mon	5/23							0.00
Tue	5/24							0.00
Wed	5/25							0.00
Week 1 Totals								0.00
Thu	5/26							0.00
Fri	5/27							0.00
Sat	5/28							0.00
Sun	5/29							0.00
Mon	5/30							0.00
Tue	5/31							0.00
Wed	6/1							0.00
Week 2 Totals								0.00
Total Hours								0.00
Hourly Rate								10
Total Amounts								0.00

Time Record Comments

[No Comments]

Additional Comments:

☐ I certify that this time record represents a correct accounting for the specified period.

[Save Time Record](#) [Submit To Supervisor](#)

Enter
Time in
and
Time
out in
open
fields.

1. If you have multiple campus jobs (also known as **Commitments**), please select the commitment stack with the appropriate department, supervisor and rate in which you need to enter time worked.
2. Then select the accrual period in which you will be entering your time for. Accrual period status:
 - New – new time record
 - Working – working on time record
 - Pending – submitted to supervisor and awaiting action.
 - Approved – supervisor approved time record
 - Denied – supervisor denied time record
3. Enter the accurate time in/out per day, multiple times a day if needed. Please enter "A" for AM and "P" for PM. . Click on Save Time Record after each entry.
4. Enter comments in the box indicated below if you wish to submit comments to your supervisor on your time record.
5. Once your hours of obligation has been completed and entered for the pay period, please check the box certifying the information that has been entered is accurate and then click on submit to supervisor. NOTE: You will receive the pop up message if you navigate away from your time record in which changes were made and was not save or submit to their supervisor.
6. Once you have submitted your time record to your supervisor, the status will change to pending until approved.
7. Total Hours – total number of hours entered within the pay period.
8. PDF Report - Printable time record.
9. Audit Details of when time records have been submitted and action has been taken.

Warning/Error messages within TAS:

TAS will notify you of any Warning & Error Messages to Students and Supervisors if the following situations occur:

Warnings:

- Total work hours across duties exceed 20 hours
- Total work hours across duties exceed 29 hours
- A break in work hours is required if a work day is longer than 6 hours continuously.
- You have entered only **time in** for one or more work period(s) and **have not** entered a time-out. Please enter corresponding **time out** before submitting the time sheet.
- You cannot approve an incomplete timesheet. In one or more of the work period(s), only time-in is entered (for supervisor only).
- You cannot approve or deny an empty timesheet (for supervisor only).
- Payments with overlapping dates exists in this pay period.
- Total payment amount (\$) is close to or exceed the award amount (TAS Payment Roster only).

Errors: (Error notifications will prevent you from submitting the time record)

- The fiscal year associated with this timesheet has ended. Please contact your Payroll Office for payroll processing (for student only).
- Please deny this timesheet. The fiscal year associated with the timesheet has ended. Student employee must contact the Payroll Office for payroll processing (for supervisor only).

Notifications:

Notifications from TAS are displayed on the screen for the following reasons:

For the supervisor:

- *You have a pending student time record needing your review and action.*

If a supervisor does not take action on the employee's time record within the timeframe specified by the campus, the time record will be moved up to the supervisor's supervisor.

For the student:

- *Your Time Record has been disapproved. Please log in to review the denial comments.*

If the time record is denied by either the supervisor or by the payroll department from the TAS Payment Roster:



The State University
of New York

Sign out of the SUNY browser and CLOSE

- To ensure your privacy and system security, please log off by clicking on “Sign Off” link in the upper right hand corner of your screen.

SUNY SECURE Welcome: Campus: Return to Portal **Sign Off**

The State University of New York | Time & Attendance

Home

Menu Friday, November 14, 2014 • 3:19:13 PM

Employee: Time Record | History | Request Time Off | Home | **Supervisor/Approver:** Work Roster | **Facilitator:** Search | Work Roster | Campus Rules

Time and Attendance Record for
Jane Doe (00001)

Employee Info | Time Record | History | Request Time Off | Adjust Balances | Manage Holidays | Setup Designee | Supervisor Work Roster

Campus: 28650 **Supervisor:** John Smith
Department: 853005: University-wide Human Resources





The State University
of New York

CONGRATULATIONS!

- **Supervisors**, there are a few more slides about the process for approving time records and/or time off requests for your employees.





The State University
of New York

Time and Attendance System (TAS)

Supervisors

Step-by-Step

Overview of Monthly Time and Attendance Process – For Supervisors

- 1) Sign in to SUNY HR Time and Attendance
- 2) Select “Work Roster.”
- 3) View employee’s Time Record
- 4) Select “Details” to view employee’s time record.
- 5) Select “Approve” or “Deny”



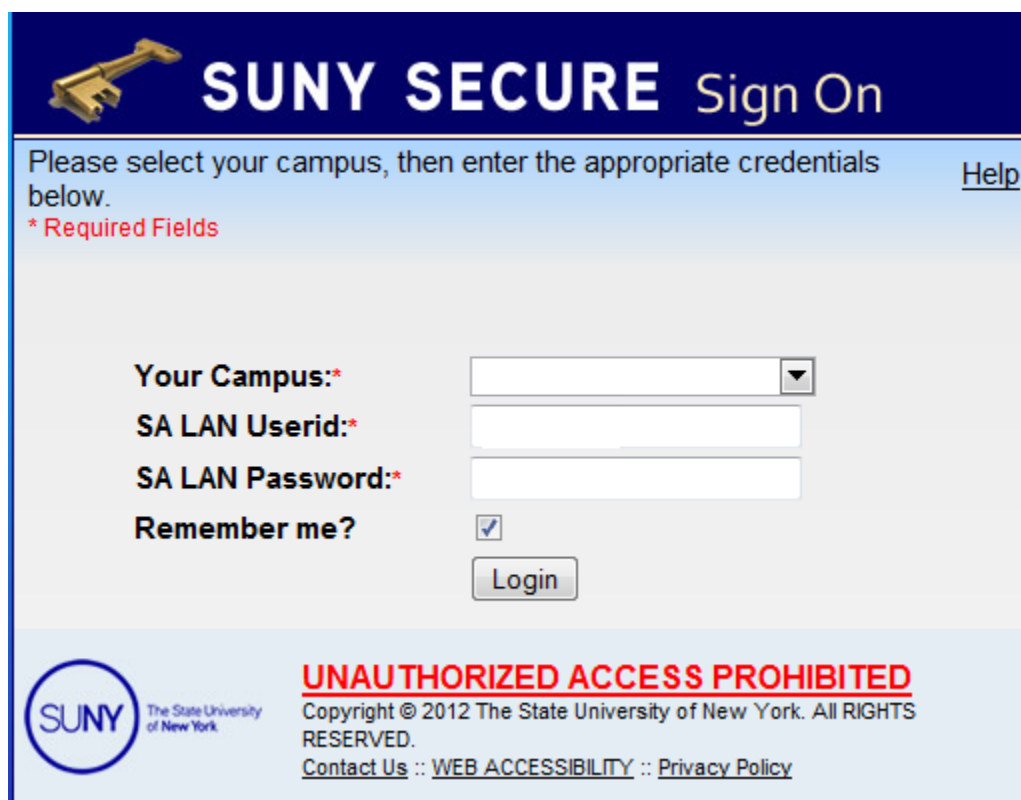
The State University
of New York


Sign in to SUNY at:

<http://www.suny.edu/time>

Bookmark

- As described in a previous slide, the screen will be slightly different the first time you log in, requesting your SUNY ID and DOB. *That is a one-time security occurrence.* **Going forward, your entry screen will look like this:**



 **SUNY SECURE** Sign On

Please select your campus, then enter the appropriate credentials below. [Help](#)

* Required Fields


Your Campus:*

SA LAN Userid:*

SA LAN Password:*

Remember me? ☒

Login


 **UNAUTHORIZED ACCESS PROHIBITED**
Copyright © 2012 The State University of New York. All RIGHTS RESERVED.
[Contact Us](#) :: [WEB ACCESSIBILITY](#) :: [Privacy Policy](#)

Suny ID and
Password



The State University
of New York

Then, click on
“Time and Attendance” Tab
to get into your time record

 **SUNY SECURE**

[Home](#)

The State University of New York | Time & Attendance

Menu

Tuesday, April 28, 2015 • 1:12:42 PM

TAS Home

Name: Classified Test

Suny ID: 38554


Local Campus ID:

Employment Roles

	Status	Role Type	Effective Dates
<input checked="" type="radio"/>	Current	Regular State Employee	12/06/2001 - [No End Date]

Displaying single result.

Time and Attendance



Supervisor Work Roster:

Menu Employee: Time Record | History | Request Time Off | Home | Supervisor/Approver: Work Roster | Facilitator: Search | Work Roster | Campus Rules Friday, July 8, 2016 • 10:15:25 AM

Supervisor: Joe (12345) As submitted at 10:15:14 AM

Notes:
• Time records must be approved in chronological order.

Pending Leave Requests
[No Pending Leave Requests.]
* - Estimated Pst-Request Balances are based on the current accrual and may not reflect the actual balance on that date. These amounts are for planning purposes only.

[Submit](#) | [Reset](#)

Pending Time Records Approvals

Hourly Employee	Neg. Unit	Accrual Period	Hourly Rate	Hours Worked
Joe Smith (987654)	71	07/01/2016-07/13/2016	9.75	16

[\[Details\]](#) | [\[History\]](#)

[Submit](#) | [Reset](#)

Employee Roster

Current Employees

Employee	Title	Next Timesheet Date	Actions
Judith Doe (12345)	Senior Personnel Associate	07/01/2016	[Employee Info] [Time Record] [History] [Request Time Off]

Supervisor Business Details

Select	Stack	Group	Effective - End Date	Account	Rate	Department	Supervisor	Duties
<input checked="" type="checkbox"/>	4	1455	07/01/2016 - 06/30/2017	9008780000	9.75	4 330 Call Center	BethAnn Lubert	Call Center

Hourly Time Record for 07/01/2016 - 07/13/2016 - Duties : Call Center

Day of Week	Date	Time In	Time Out	Time In	Time Out	Hours
Fri	7/1	08:00a	12:00p			4.00
Sat	7/2					0.00
Sun	7/3					0.00
Mon	7/4	02:00p	04:00p			2.00
Tue	7/5					0.00
Wed	7/6	02:00p	04:00p			2.00
Week 1 Totals						12.00
Thu	7/7	08:00a	12:00p			4.00
Fri	7/8					0.00
Sat	7/9					0.00
Sun	7/10					0.00
Mon	7/11	12:00p	04:00p			4.00
Tue	7/12					0.00
Wed	7/13					0.00
Week 2 Totals						4.00
Total Hours						16.00
Hourly Rate						9.75
Total Amounts						156.00

Time Record Comments
[No Comments.]

Additional Comments:

[Approve](#) | [Deny](#)

Audit Details

Action Type	Created By User	Modified Date	Modified By User
-------------	-----------------	---------------	------------------

1. Click on Work Roster, to view pending time records for your employees.
2. If you have multiple employees reporting to you in different bargaining units, they will be displayed separately on your work roster for your convenience.
 - Unclassified Employee
 - Classified Employees
 - Hourly Employees
3. Select "Details" under Pending Time Records Approvals to view time record to take action on.
4. Under the Employee Roster, if [...] icon appears under an employee's name, this indicates the employee is also a supervisor within the department. If you click on the [...] icon their supervisor work roster will be brought up, and you have all the same supervisor privileges.
5. To take action on a pending time record once the supervisor has clicked on details from the work roster and reviewed the time record, please click approve or deny.
6. Once action has been taken, the pending time record will be removed from the work roster.
7. If approved, the time record will change to an approved status under the accrual pay period drop down.
8. If Denied, the time record will show as denied with required comments for the employee to correct as necessary and resubmit to supervisor.
9. If time record has been approved, the total hours worked will roll into the TAS Payment Roster for the payroll department to audit and send the payment to OSC.



The State University
of New York

Sign out of the SUNY browser and CLOSE

- To ensure your privacy and system security, please log off by clicking on “Sign Off” link in the upper right hand corner of your screen.

SUNY SECURE Welcome: Campus: Return Employee Portal **Sign Off**

The State University of New York | Time & Attendance

Home

Menu

Employee: Time Record | History | Request Time Off | Home | Supervisor/Approver: Work Roster | Facilitator: Search | Work Roster | Campus Rules

December 14, 2012 • 3:19:13 PM

Time and Attendance Record for

Jane Doe (00001)

Employee Info | Time Record | History | Request Time Off | Adjust Balances | Manage Holidays | Setup Designee | Supervisor Work Roster

Campus: 28650 Supervisor: John Smith
Department: 853005: University-wide Human Resources



The State University
of New York

Thank You!

- Please contact any member of the HR Time and Attendance implementation team if we can be of further assistance.
 - Robin Farrell, Payroll Office Manager, Ext. 6096
 - Yudith Espinal, Payroll Office Coordinator, Ext. 5905

A large, light blue watermark of the SUNY logo is visible in the bottom right corner of the slide.

SUNY