DRAWING INDEX

NO.	DRAWING NUMBER	DRAWING NAME	2013-04-01 - DESIGN MANUAL	2013-10-18 100% CONSTRUCTION	2014-05-28 BID DOCUMENTS	2017-09-06 GROUP III AV BID DOCUMENTS			
			ISSUE DATE						
1	TA000.0	AUDIOVISUAL COVER SHEET & NOTES	X	X	X	X			
2	TA102.0	AUDIOVISUAL - FACILITY - ENTRY PAVILION - CONCOURSE PLAN	X	X	X	X			
3	TA103.0	AUDIOVISUAL - FACILITY - ENTRY PAVILION - 1ST FLOOR PLAN	X						
4	TA112.0	AUDIOVISUAL - FACILITY - CITL BUILDING - CONCOURSE PLAN	X	X	X	X			
5	TA113.0	AUDIOVISUAL - FACILITY - CITL BUILDING - 1ST FLOOR PLAN	X	X	X	X			
6	TA114.0	AUDIOVISUAL - FACILITY - CITL BUILDING - 2ND FLOOR PLAN	X	X	X	X			
7	TA115.0	AUDIOVISUAL - FACILITY - CITL BUILDING - 3RD FLOOR PLAN	X	X	X	X			
8	TA202.0	AUDIOVISUAL - FACILITY - CITL BUILDING - BASEMENT LEVEL RCP				X			
9	TA203.0	AUDIOVISUAL - FACILITY - ENTRY PAVILION - 1ST FLOOR RCP	X						
10	TA212.0	AUDIOVISUAL - FACILITY - CITL BUILDING - CONCOURSE RCP	X	X	X	X			
11	TA213.0	AUDIOVISUAL - FACILITY - CITL BUILDING - 1ST FLOOR RCP	X	X	X	X			
12	TA214.0	AUDIOVISUAL - FACILITY - CITL BUILDING - 2ND FLOOR RCP	X	X	X	X			
13	TA215.0	AUDIOVISUAL - FACILITY - CITL BUILDING - 3RD FLOOR RCP	X	X	X	X			
14	TA302.0	AUDIOVISUAL - ELECTRICAL - ENTRY PAVILION - CONCOURSE PLAN	X	X	X	X			
15	TA303.0	AUDIOVISUAL - ELECTRICAL - ENTRY PAVILION - 1ST FLOOR PLAN	X						
16	TA312.0	AUDIOVISUAL - ELECTRICAL - CITL BUILDING - CONCOURSE PLAN	X	X	X	X			
17	TA313.0	AUDIOVISUAL - ELECTRICAL - CITL BUILDING - 1ST FLOOR PLAN	X	X	X	X			
18	TA314.0	AUDIOVISUAL - ELECTRICAL - CITL BUILDING - 2ND FLOOR PLAN	X	X	X	X			
19	TA315.0	AUDIOVISUAL - ELECTRICAL - CITL BUILDING - 3RD FLOOR PLAN	X	X	X	X			
20	TA403.0	AUDIOVISUAL - ELECTRICAL - ENTRY PAVILION - 1ST FLOOR RCP	X						
21	TA412.0	AUDIOVISUAL - ELECTRICAL - CITL BUILDING - CONCOURSE RCP	X	X	X	X			
22	TA413.0	AUDIOVISUAL - ELECTRICAL - CITL BUILDING - 1ST FLOOR RCP	X	X	X	X			
23	TA414.0	AUDIOVISUAL - ELECTRICAL - CITL BUILDING - 2ND FLOOR RCP	X	X	X	X			
24	TA415.0	AUDIOVISUAL - ELECTRICAL - CITL BUILDING - 3RD FLOOR RCP	X	X	X	X			
25	TA501.0	AUDIOVISUAL - ELECTRICAL CONDUIT RISER DIAGRAMS	X	X	X	X			
26	TA502.0	AUDIOVISUAL - ELECTRICAL CONDUIT RISER DIAGRAMS		X	X	X			
27	TA701.0	AUDIOVISUAL - DETAILS			X	X			
28	TA702.0	AUDIOVISUAL - DETAILS			X	X			
29	AATA112.0	AUDIOVISUAL - ADD ALTERNATE FACILITY CONCOURSE PLAN		X	X	X			
30	AATA202.0	AUDIOVISUAL - ADD ALTERNATE FACILITY BASEMENT LEVEL RCP				X			
31	AATA212.0	AUDIOVISUAL - ADD ALTERNATE FACILITY CONCOURSE RCP		X	X	X			
32	AATA312.0	AUDIOVISUAL - ADD ALTERNATE ELECTRICAL CONCOURSE PLAN		X	X	X			
33	AATA412.0	AUDIOVISUAL - ADD ALTERNATE ELECTRICAL CONCOURSE RCP		X	X	X			
34	TA08.01	AUDIOVISUAL - STUDIO CLASSROOM B AV SYSTEMS BLOCK DIAGRAMS				X			
35	TA08.02	AUDIOVISUAL - CRIT ROOM AV SYSTEMS BLOCK DIAGRAMS				X			
36	TA8.03	AUDIOVISUAL - FABRICATION LAB AV SYSTEMS BLOCK DIAGRAMS				X			
37	TA8.04	AUDIOVISUAL - SMART CLASSROOM AV SYSTEMS BLOCK DIAGRAMS				X			
38	TA8.05	AUDIOVISUAL - COMPUTER LAB AV SYSTEMS BLOCK DIAGRAMS				X			
39	TA8.06	AUDIOVISUAL - SOUND STAGE AV SYSTEMS BLOCK DIAGRAMS				X			
40	TA8.07	AUDIOVISUAL - DIGITAL SIGNAGE AV SYSTEMS BLOCK DIAGRAMS				X			
41	TA8.08	AUDIOVISUAL - PERFORMANCE THEATER AV SYSTEMS BLOCK DIAGRAMS				X			
42	TA8.09	AUDIOVISUAL - PERFORMANCE THEATER AV SYSTEMS BLOCK DIAGRAMS				X			
43	TA8.10	AUDIOVISUAL - PERFORMANCE THEATER AV SYSTEMS BLOCK DIAGRAMS				X			
44	TA08.12	AUDIOVISUAL - ENTRY PAVILION AV SYSTEMS BLOCK DIAGRAMS				X			
45	TA08.13	AUDIOVISUAL - ENTRY PAVILION AV SYSTEMS BLOCK DIAGRAMS				X			

ESTIMATED SIZE HVAC LOADS

1. THE NORMAL HVAC PROVISIONS FOR THE CONFERENCE ROOMS SHOULD BE SUFFICIENT TO HANDLE ANY ADDITIONAL HEAT LOAD PRESENTED BY THE AUDIOVISUAL SYSTEM COMPONENTS WITHIN THE CONFERENCE ROOMS - EXCEPT SPECIFIC AREA AS NOTED IN THE CHART BELOW.
2. A THERMOSTAT WITHIN EACH CONFERENCE ROOM IS RECOMMENDED TO PROPERLY MAINTAIN ROOM TEMPERATURE.
3. ROOM TEMPERATURE MUST NOT EXCEED 80 DEGREES FAHRENHEIT DURING CONFERENCING TO PREVENT AUTOMATIC SHUTDOWN OF SOME ESSENTIAL EQUIPMENT.
4. RATING ESTIMATES FOR EQUIPMENT OTHER THAN AUDIO AMPLIFIERS ARE BASED ON THE AV COMPONENTS' PUBLISHED MAXIMUM POWER CONSUMPTION ("PHASE VALUE") AND THE FOLLOWING FORMULA: WATTS X 3.41 X 75% = BTU/HR
5. RATING ESTIMATES FOR AUDIO AMPLIFIERS ARE BASED ON THE AV COMPONENTS' PUBLISHED BTU/HR AT 1/8TH POWER
6. IN THE CASE WHERE AUDIOVISUAL EQUIPMENT CABINETS ARE LOCATED IN CLOSETS, CABINETS, OR FURNITURE. ADEQUATE VENTILATION MUST BE PROVIDED TO ALLOW FRESH AIR EXCHANGE WITHIN THE ENCLOSURE.

	POWER LOAD ESTIMATE (W)			HEAT LOAD ESTIMATE (BTU/hr)		
NON-TYPICAL ROOMS	ROOM OPEN AIR	ROOM CREDENZA	AV CLOSET	ROOM OPEN AIR	ROOM CREDENZA	AV CLOSET
PERFORMANCE THEATER "E" AMP ROOM 141			10500			36000
PERFORMANCE THEATER "E" CONTROL ROOM	2200			7500		-
PERFORMANCE STUDIO CONTROL ROOM 342	2200			7500		
PERFORMANCE STUDIO AMP ROOM			8000			27300
STUDIO CLASSROOM "B"	1320		4500	3375		11,500
TYPICAL AREAS	**ROOM OPEN AIR**	**ROOM CREDENZA**	**AV CLOSET**	**ROOM OPEN AIR**	**ROOM CREDENZA**	**AV CLOSET**
CLASSROOMS	950			2500		
LOBBY	5700	1200		14500	3000	

CABLE TYPES SCHEDULE

1. THESE CABLE TYPES ARE CITED TO ILLUSTRATE THE MINIMUM CABLE PERFORMANCE REQUIREMENTS. UNLESS OTHERWISE NOTED, CABLES FROM OTHER MANUFACTURERS (I.E. WEST PENN, COMM SCOPE, LIBERTY CABLE, ETC.) WILL BE CONSIDERED ACCEPTABLE IF DATA SHEETS ARE SUBMITTED PRIOR TO INSTALLATION AND APPROVED BY AV CONSULTANT AND COLLEGE CTS.
2. THE USE OF PLENUM RATED CABLING IS REQUIRED FOR ALL AV CABLING RUN OUTSIDE OF METAL CONDUIT.
3. THE CONTRACTOR SHALL ONLY USE PLUGS AND JACKS SPECIFICALLY MANUFACTURED AND DESIGNED FOR THE CABLE USED. UNLESS OTHERWISE NOTED, THIRD-CONNECTORS FROM MANUFACTURERS OTHER THAN THE CABLE MANUFACTURER, I.E. KINGS, SWITCHCRAFT, AMP, AMPHENOL, LEMO, NEUTRIK, ETC. WILL BE CONSIDERED ACCEPTABLE IF DATA SHEETS ARE SUBMITTED PRIOR TO INSTALLATION.

CABLE TYPE	DESCRIPTION	MANUFACTURER	NON-PLENUM		PLENUM	
			MODEL	O.D.	MODEL	O.D.
AUDIO						
AUDIO (MICROPHONE & LINE LEVEL)	(1) PAIR 22 AWG TWISTED PAIR	BELDEN	9451	0.135"	9451P	0.127"
AUDIO (DIGITAL)	(1) PAIR 24 AWG (110 OHM) TWISTED PAIR	BELDEN	1800F	0.211"	1801B	0.165"
AUDIO (SPEAKER LEVEL, 70V)	2 CONDUCTOR 18 AWG STRANDED	BELDEN	5300UP	0.184"	82740	0.143"
AUDIO (SPEAKER LEVEL, SPEECH)	2 CONDUCTOR 16 AWG STRANDED	BELDEN	5200UP	0.208"	6200UE	0.176"
AUDIO (SPEAKER LEVEL, PROGRAM)	2 CONDUCTOR 14 AWG STRANDED	BELDEN	5100UP	0.260"	6100UE	0.218"
AUDIO (SPEAKER LEVEL, PERFORMANCE)	2 CONDUCTOR 12 AWG STRANDED	BELDEN	5000UP	0.302"	6000UE	0.252"
AUDIO (SPEAKER LEVEL, HIGH WATTAGE)	2 CONDUCTOR 10 AWG STRANDED	BELDEN	5T00UP	0.356"	6T00UP	0.308"
VIDEO						
RGBHV (COMPUTER VIDEO, INTRARACK ONLY)	(5) 26 AWG MINI COAX	EXTRON	MHR-5	0.357"	MHR-5P	0.304"
RGBHV (COMPUTER VIDEO)	(5) RG-59/U 20 AWG 75 OHM COAX	WEST PENN	WP8195	0.720"	WP258195	0.595"
VIDEO (UTP NON-CATEGORY)	(4) PAIR 24 AWG LOW-SKEW TWISTED PAIR	BELDEN	7987R	0.195"	7987P	0.201"
VIDEO (UTP CATEGORY)	REFER TO IT PROJECT STANDARDS					
VIDEO (ANALOG COMPONENT VIDEO)	RG-59/U 20 AWG 75 OHM COAX	BELDEN	8281	0.305"	88281	0.271"
VIDEO (DIGITAL VIDEO)	RG-59/U 20 AWG 75 OHM COAX	BELDEN	1505A	0.233"	1506A	0.196"
RF / CATV / ALS / WIRELESS ANT COAX						
RF (HARDLINE)	HARDLINE (75 OHM)	COMMSCOPE	P3-500 SERIES JCAR			
RF (COAX <150')	RG-6/U (75 OHM)	BELDEN	9118	0.275"	1152A	0.275"
RF (COAX <250')	RG-11/U (75 OHM)	BELDEN	9064	0.400"	1153A	0.387"
RF (COAX TRIAX')	RG-11/U (75 OHM)	BELDEN	1858A	0.520"	1859A	0.406"
RF (WIRELESS ANTENNA)	RG-8/U (50 OHM)	BELDEN	9913F7	0.405"	89913	0.364"
RF (MICROWAVE ANTENNA; RISER-RATED)	HELIAX (50 OHM)	ANDREW	LDF4-50A	0.63"	-	-
CONTROL						
CONTROL (SERIAL APPLICATIONS)	(2) PAIR 22 AWG TWISTED PAIR	BELDEN	8723	0.160"	88723	0.148"
CONTROL (TOUCH/CONTROL SYSTEM APPLICATIONS)	(1) PAIR 22 AWG TWISTED PAIR & (1) PAIR 18 AWG	BELDEN	1502R	0.250"	1502P	0.205"
CONTROL (NETWORK)	REFER TO IT PROJECT STANDARDS (Belden 7852A)					
FIBER						
MULTIMODE (HORIZONTAL)	(2) 62.5uM (FIBER COUNT MAY CHANGE)	COMMSCOPE	N-002-DS-6F-FSUOR	0.15"	P-002-DS-6F-FSUOR	0.15"
MULTIMODE (RISER)	(2) 62.5uM (FIBER COUNT MAY CHANGE)				R-002-DS-6F-FSUSL	0.15"
SINGLEMODE (HORIZONTAL)	(2) 250uM (FIBER COUNT MAY CHANGE)				P-002-DS-8W-FSUYL	0.15"
SINGLEMODE (RISER)	(2) 250uM (FIBER COUNT MAY CHANGE)				R-002-DS-8W-FSUYL	0.15"
SMPTE 304M CAMERA	(4) 20AWG COPPER, (2) 24AWG COPPER, (2) SINGLE MODE FIBER	MOHAWK	96040	0.362"	96920	0.294

FACILITY KEYNOTE LEGEND

1 - # / QTY
EQUIPMENT RACKS:
1 - 1 Full Height

2 - # / QTY
CONNECTIVITY:
2 - 1 Floor Box
2 - 2 Wall Plate
2 - 3 Access Point at Ceiling Pipe Grid

3 - # / QTY
CONTROL/SCHEDULING:
3 - 1 Wall Mounted Controller
3 - 2 Volume Controller
3 - 3 Raise Lower Switch

4 - # / QTY
AUDIO INPUT:
4 - 1 Wireless Microphone Antenna

5 - # / QTY
AUDIO OUTPUT:
5 - 1 Ceiling Recessed Loudspeaker
5 - 2 Portable speaker Mounted on Pipe Grid
5-2A Portable Speaker Mounted on Catwalk
5 - 3 Portable Subwoofer Loudspeaker Mounted on Pipe Grid
5 - 4 Assistive Listening Emitter/Antenna
5 - 5 Ceiling Hanging Pendant Speaker

6 - # / QTY
VIDEO ORIGIN/SOURCE:
6 - 1 LOW LIGHT VIDEO CAMERA

7 - # / QTY
VIDEO DISPLAY (Type 1):
7 - 1 (70") Wall Mounted Flat Panel Display
7 - 2 (55") Wall Mounted Flat Panel Display
7 - 3 (55") Wall Mounted Digital Signage Display
7 - 4 (46") Wall Mounted Flat Panel Display

8 - # / QTY
VIDEO DISPLAY (Type 2):
8 - 1 Video Projector; Pole Mounted
8 - 2 Video Projector; Fixed at Projection Booth
8 - 3 Video Projector; OFE

9 - # / QTY
VIDEO DISPLAY (Type 3):
9 - 1 (50"Hx80"W) Ceiling Recessed Front Projection Screen
9 - 1A (50"Hx80"W) Wall Mounted Front Projection Screen
9 - 2 (144"Hx256"W) Ceiling Mounted Suspended Front Projection Screen. See TV and TR drawings for exact rigging details and locations
9 - 3 120" x 213" Ceiling Recessed Front Projection Screen
9 - 4 (65" X 116) Ceiling Recessed Front Projection Screen
9 - 5 Painted projection surface
9 - 6 57.5" x 92" Ceiling Recessed Front Projection Screens
9 - 7 108" x 192" Ceiling Mounted Suspended Front Projection Screen. See TV and TR drawings for exact rigging details and locations.

10 - # / QTY
MISCELLANEOUS:
10 - 1 Theatrical Intercom

NOTE: EQUIPMENT SHOWN IN THIS SERIES IS FOR REFERENCE AND COORDINATION ONLY AND WILL BE FURNISHED BY THE OWNER. REFER TO GENERAL SPEC SECTION 011110 AND AUDIOVISUAL SPEC SECTION 274000

N

AUDIOVISUAL ELECTRICAL LEGEND

SYMBOL	DESCRIPTION
AV	MULTI-DISCIPLINE FLOOR BOX OR POKE-THRU, WITH HINGED COVER PLATE AND CARPET FLANGE; WITH DIVIDED COMPARTMENTS FOR SHARED ACCESS WITH VOICE, DATA AND 120VAC POWER. FLUSH MOUNT IN FLOOR UNLESS OTHERWISE INDICATED. (4" DEEP MINIMUM) UNLESS OTHERWISE INDICATED. SEE AUDIOVISUAL DETAIL SHEETS.
CT	SCREW COVER JUNCTION BOX FOR AUDIOVISUAL CONDUIT TERMINATION; SIZED ACCORDINGLY. ALL CONDUITS TERMINATE AT THIS BOX UNLESS OTHERWISE INDICATED.
AV	MULTI-DISCIPLINE IN-WALL BOX, WITH DIVIDED COMPARTMENTS FOR SHARED ACCESS WITH VOICE, DATA AND 120VAC POWER. MOUNT FLUSH WITH FINISHED WALL TREATMENT, BEHIND DISPLAY. UNLESS OTHERWISE INDICATED. SEE AUDIOVISUAL DETAIL SHEETS.
AV	GANGABLE WALL BOX, 4-11/16" HIGH X 2-1/2" DEEP, FOR AUDIO/VIDEO RECEPTACLES. MOUNT FLUSH WITH FINISHED WALL TREATMENT, AT BASE BUILDING ELECTRICAL SWITCH HEIGHT UNLESS OTHERWISE INDICATED. SUBNUMBER INDICATE GANG #
AV	WALL BOX, HEIGHT AND WIDTH AS SPECIFIED, FOR AUDIO/VIDEO RECEPTACLES. MOUNT FLUSH WITH FINISHED WALL TREATMENT, AT BASE BUILDING ELECTRICAL SWITCH HEIGHT UNLESS OTHERWISE INDICATED.
IC	GANGABLE WALL BOX, 4-11/16" HIGH X 2-1/2" DEEP, FOR INTERCOM RECEPTACLES. MOUNT FLUSH WITH FINISHED WALL TREATMENT, AT BASE BUILDING ELECTRICAL SWITCH HEIGHT UNLESS OTHERWISE INDICATED. SUBNUMBER INDICATES GANG #
VC	GANGABLE WALL BOX, 4-11/16" HIGH X 2-1/2" DEEP, FOR WALL MOUNTED VOLUME CONTROLLER. MOUNT FLUSH WITH FINISHED WALL TREATMENT; COORDINATE HEIGHT WITH ARCHITECTURAL AND ADA REQUIREMENTS. SUBNUMBER INDICATES GANG #
CTL	BACK BOX FOR WALL-MOUNTED AUDIOVISUAL CONTROL SYSTEM TOUCH PANEL . BACK BOX TO BE OEM BY MANUFACTURER; REFERENCED TO MODEL NUMBER. MOUNT FLUSH WITH FINISHED WALL TREATMENT; COORDINATE HEIGHT WITH ARCHITECTURAL AND ADA REQUIREMENTS.
ANT	SINGLE-GANG WALL BOX, 4-11/16" HIGH X 2-1/2" DEEP, FOR MICROPHONE ANTENNA OR ASSISTIVE LISTENING ANTENNA. MOUNT FLUSH WITH FINISHED WALL TREATMENT; AT SPECIFIED HEIGHT. SUBNUMBER INDICATES GANG #
S / SW	SINGLE-GANG WALL BOX, 4-11/16" HIGH X 2-1/2" DEEP, WITH 1-1/4" CONDUIT KNOCKOUTS AND BLANK COVER PLATE; FOR PIPE MOUNTED SPEAKER OR SUBWOOFER. MOUNT ON PIPE GRID.
R/L $	WALL SWITCH FOR PROJECTION SCREEN, RAISE/STOP/LOWER; SUPPLIED WITH SCREEN. MOUNT FLUSH WITH FINISHED WALL TREATMENT, AT BASE BUILDING ELECTRICAL SWITCH HEIGHT UNLESS OTHERWISE INDICATED.
	POWER RECEPTACLE, DUPLEX, 120 VAC, 20 AMP, HOSPITAL GRADE ORANGE. MOUNT AT BASE BUILDING OUTLET HEIGHT, UNLESS OTHERWISE INDICATED.
	WALL-MOUNTED TELECOM VOICE/DATA OUTLET BOX; QUANTITY AND TYPE OF CABLING AS PER PROJECT STANDARDS, UNLESS OTHERWISE NOTED. REFER TO THE ARCHITECTURAL DRAWINGS FOR DIMENSIONED LOCATION; MOUNT AT BASE BUILDING OUTLET HEIGHT, UNLESS OTHERWISE INDICATED.
AV	GANGABLE WALL BOX, 4-11/16" HIGH X 2-1/2" DEEP, WITH 1-1/4" CONDUIT KNOCKOUTS AND BLANK COVER PLATE; FOR AUDIOVISUAL CONNECTIVITY. MOUNT FLUSH WITH FINISHED CEILING TREATMENT. SUBNUMBER INDICATES NUMBER OF GANG.
CS	CEILING LOUDSPEAKER BACK BOX, GRILLE AND TILE BRIDGE. MOUNT FLUSH WITH FINISHED CEILING. AS SHOWN ON THE ARCHITECTURAL CEILING PLANS, UNLESS OTHERWISE INDICATED. CONFIRM THE INTEGRITY OF THE CEILING GRID SYSTEM WITH THE STRUCTURAL ENGINEER.
M / LV	PROJECTION SCREEN, PROJECTOR LIFT OR SHADE WITH LOW-VOLTAGE INTERFACE, SUPPLIED WITH DEVICE. MOUNT ABOVE FINISHED CEILING UNLESS OTHERWISE INDICATED. MAINTENANCE ACCESS TO BOX SHALL BE PROVIDED IN NON-ACCESSIBLE CEILINGS. PROVIDE UTILITY-GRADE 120VAC UNLESS OTHERWISE INDICATED.
	POWER RECEPTACLE, DUPLEX, 120 VAC, 20 AMP, HOSPITAL GRADE ORANGE, SEPARATE CIRCUIT. MOUNT FLUSH WITH FINISHED CEILING UNLESS OTHERWISE INDICATED.
	CEILING MOUNTED TELECOM DATA OUTLET BOX; QUANTITY AND TYPE OF CABLING AS PER PROJECT STANDARDS, UNLESS OTHERWISE INDICATED. REFER TO THE ARCHITECTURAL DRAWINGS FOR DIMENSIONED LOCATION.

AUDIOVISUAL ELECTRICAL NOTES

1. POWER AND DATA ON THE AV DRAWINGS ARE "FOR REFERENCE ONLY". PLEASE REFER TO ELECTRICAL AND LOW VOLTAGE DRAWINGS FOR EXACT QUANTITIES AND LOCATIONS. ASSOCIATED AV CONDUIT AND BOXES ON THE AV DRAWINGS ARE FOR DESIGN AND CONSTRUCTION ISSUE.
2. WHERE EXACT DIMENSIONS ARE NOT CALLED FOR, THE SCALE OF THIS DRAWING IS SUFFICIENTLY ACCURATE FOR DETERMINING ROUGH LOCATION OF EQUIPMENT, JUNCTION BOXES, OUTLET BOXES, WIREWAYS, PANELS, ETC. WHERE EXACT DIMENSIONS ARE CALLED FOR, THE REFERENCE SURFACE SHALL BE THE FINAL FINISHED SURFACE INCLUDING ANY ACOUSTICAL TREATMENT. ROOM DIMENSIONS ON THIS DRAWING HAVE BEEN TAKEN FROM PRELIMINARY ARCHITECTURAL DRAWINGS.
3. POWER CONDUIT, POWER WIREWAYS AND POWER JUNCTION BOXES ARE TO BE REVIEWED BY THE ELECTRICAL ENGINEER FOR CODE COMPLIANCE.
4. EMPTY CONDUITS RUNS ON THIS DRAWING SHOW ONLY INTERCONNECTION BETWEEN THE TERMINATION POINTS. THE EXACT PATH OF CONDUIT ARE TO BE DETERMINED BY FIELD CONDITIONS.
5. ALL EMPTY CONDUIT ON THIS DRAWING TO BE 1" UNLESS OTHERWISE NOTED. ALL EMPTY CONDUIT SHALL BE DEBURRED, CLEANED, CAPPED, TAGGED AND FURNISHED WITH PULL WIRES.
6. THERE SHALL BE A MINIMUM OF ONE PULL BOX FOR EVERY 100 FEET OF STRAIGHT EMPTY CONDUIT AND A PULL BOX FOR MORE THAN TWO 90° BENDS IN A CONDUIT RUN.
7. POWER RECEPTACLES SHOWN ON THIS DRAWING ARE DEDICATED TO SPECIFIC AUDIOVISUAL AND TELEVISION EQUIPMENT. REFER TO ELECTRICAL DRAWINGS FOR ADDITIONAL UTILITY POWER RECEPTACLES.
8. POWER BREAKER PANELS ARE SIZED AND SPECIFIED BY THE ELECTRICAL ENGINEER. REFER TO ELECTRICAL DRAWINGS. ALL CIRCUITS SHALL BE PROTECTED BY 120VAC, 20 AMP BREAKERS UNLESS OTHERWISE DETAILED.
9. WHERE POWER CIRCUITS ARE SHOWN TERMINATING IN JUNCTION BOXES WITHOUT RECEPTACLES, THE WIRES SHALL BE TAPED AND THE BOXES COVERED. THESE CIRCUITS WILL BE CONNECTED BY OTHERS DURING INSTALLATION OF THE AUDIOVISUAL SYSTEMS EQUIPMENT.
10. THE METHOD OF INSTALLATION OF BOXES IN WALLS, AND THE METHOD OF PASSAGE OF CONDUITS AND WIREWAYS THROUGH ACOUSTICALLY SENSITIVE WALLS SHALL BE COORDINATED WITH THE ACOUSTICAL CONSULTANT.

MATERIAL KEYING LEGEND:

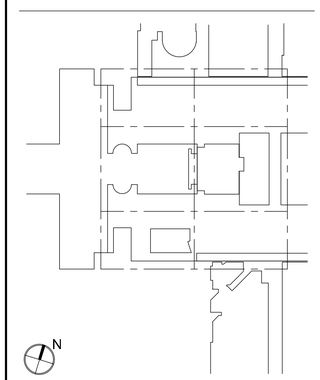

KEY PLAN

NO.	REVISIONS : SUBMISSIONS	DATE
5	GROUP III AV BID DOCUMENTS	09.06.2017
2	BID DOCUMENTS	5.28.2014
1	DESIGN MANUAL PHASE SUBMISSION	4.01.2013

FXFOWLE

FXFOWLE ARCHITECTS, LLP | 22 WEST 19TH STREET | NEW YORK, NY 10011 | T 212.627.1700 | F 212.463.8716 | WWW.FXFOWLE.COM

STRUCTURAL ENGINEER:
DESIMONE CONSULTING ENGINEERS
18 West 18th Street, 10th Floor, New York, New York 10011 212-532-2211

MECHANICAL, ELECTRICAL, PLUMBING, FIRE PROTECTION ENGINEER:
COLLADO ENGINEERING
2 Holland Avenue, White Plains, NY 10603 914-332-7658

THEATER PLANNING CONSULTANT
FISHER DACHS ASSOCIATES
22 West 19th Street, 6th Floor, New York, NY 10011 212-691-3020

ACOUSTICS & AUDIO VISUAL CONSULTANT
CERAMI & ASSOCIATES
404 Fifth Avenue, New York, NY 10018 212-370-1776

LIGHTING CONSULTANT
ILLUMINATION ARTS
690 Bloomfield Avenue, Suite 101, Bloomfield NJ 07003 973-771-1556

LANDSCAPE CONSULTANT
W ARCHITECTURE & LANDSCAPE ARCHITECTURE, LLC
155 Fifth Avenue Third Floor New York, NY 10010 P 212-981-3933 F 212-620-0798

CIVIL ENGINEER & HAZMAT
LANGAN
21 Penn PLaza 360 West 31st Street 8th Floor New York, NY 10001 212.479.5400 212.479.5444 (fax)

ELEVATOR CONSULTANT
VDA (VAN DEUSEN & ASSOCIATES)
Seven Penn Plaza, Suite 404 New York, NY 10001 Phone: 212-868-9090 Fax: 212 868-9099

IT CONSULTANT
GRID ASSOCIATES, LLC
P.O. Box 1785 Hoboken, NJ 07030 T 646.722.6600 / F 646.722.6625

SUSTAINABILITY / LEED
YR&G
161 Bowery - 4th Floor, New York, NY 10002 T 917.677.8023 / F 917.677.8023

COST ESTIMATING CONSULTANT
TOSCANO CLEMENTS TAYLOR, LLC
16 Oakwood Road Huntington, NY 11743 T 631.392.1400 / F 631.392.1399

C.I.T.L. PROJ. # 29402
SUNY PURCHASE COLLEGE
735 ANDERSON HILL ROAD | PURCHASE, NY 10577

DRAWING TITLE:
AUDIOVISUAL COVER SHEET & NOTES

Seal:

Drawn: AJC
Checked: BJM
Reviewed: BJM
Date:
Scale: NO SCALE

Project No.: 29402 (SUCF) / 09018.L00 (FXF)
Cad File:
Drawing No.: TA-000.0

© 2009 FXFOWLE ARCHITECTS, LLP | ALL RIGHTS RESERVED

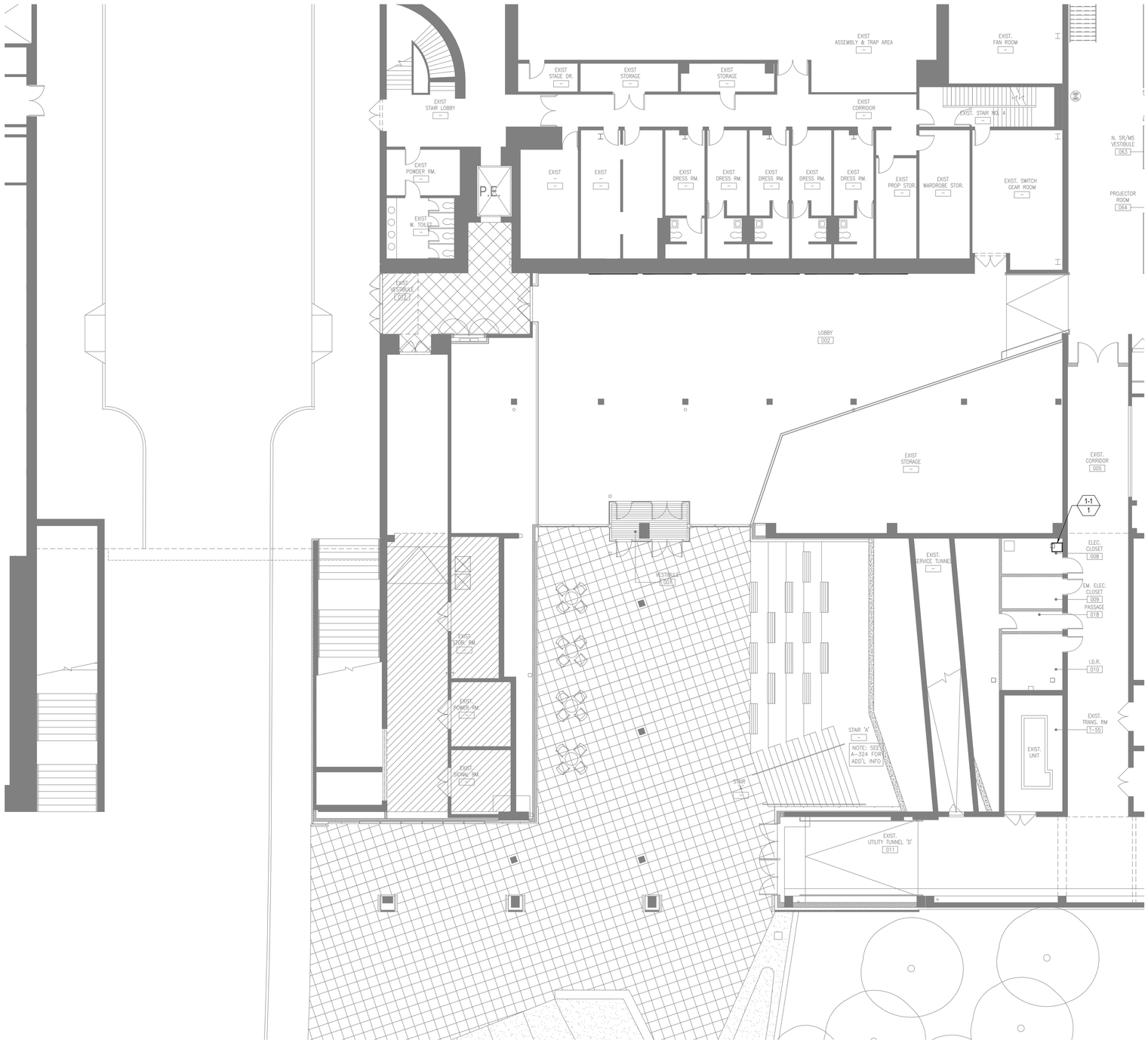

FACILITY KEYNOTE LEGEND

1 - # QTY	*EQUIPMENT RACKS:* 1 - 1 Full Height
2 - # QTY	*CONNECTIVITY:* 2 - 1 Floor Box 2 - 2 Wall Plate 2 - 3 Access Point at Ceiling Pipe Grid
3 - # QTY	*CONTROL/SCHEDULING:* 3 - 1 Wall Mounted Controller 3 - 2 Volume Controller 3 - 3 Raise Lower Switch
4 - # QTY	*AUDIO INPUT:* 4 - 1 Wireless Microphone Antenna
5 - # QTY	*AUDIO OUTPUT:* 5 - 1 Ceiling Recessed Loudspeaker 5 - 2 Portable speaker Mounted on Pipe Grid 5-2A Portable Speaker Mounted on Catwalk 5 - 3 Portable Subwoofer Loudspeaker Mounted on Pipe Grid 5 - 4 Assistive Listening Emitter/Antenna 5 - 5 Ceiling Hanging Pendant Speaker
6 - # QTY	*VIDEO ORIGIN/SOURCE:* 6 - 1 LOW LIGHT VIDEO CAMERA
7 - # QTY	*VIDEO DISPLAY (Type 1):* 7 - 1 (70") Wall Mounted Flat Panel Display 7 - 2 (55") Wall Mounted Flat Panel Display 7 - 3 (55") Wall Mounted Digital Signage Display 7 - 4 (46") Wall Mounted Flat Panel Display
8 - # QTY	*VIDEO DISPLAY (Type 2):* 8 - 1 Video Projector; Pole Mounted 8 - 2 Video Projector; Fixed at Projection Booth 8 - 3 Video Projector; OFE
9 - # QTY	*VIDEO DISPLAY (Type 3):* 9 - 1 (50"Hx80"W) Ceiling Recessed Front Projection Screen 9 - 1A (50"Hx80"W) Wall Mounted Front Projection Screen 9 - 2 (144"Hx256"W) Ceiling Mounted Suspended Front Projection Screen. See TV and TR drawings for exact rigging details and locations. 9 - 3 120" x 213" Ceiling Recessed Front Projection Screen 9 - 4 (65" X 116) Ceiling Recessed Front Projection Screen 9 - 5 Painted projection surface 9 - 6 57.5" x 92" Ceiling Recessed Front Projection Screens 9 - 7 108" x 192" Ceiling Mounted Suspended Front Projection Screen. See TV and TR drawings for exact rigging details and locations.
10 - # QTY	*MISCELLANEOUS:* 10 - 1 Theatrical Intercom

NOTE: EQUIPMENT SHOWN IN THIS SERIES IS FOR REFERENCE AND COORDINATION ONLY AND WILL BE FURNISHED BY THE OWNER. REFER TO GENERAL SPEC SECTION 011110 AND AUDIOVISUAL SPEC SECTION 274000

MATERIAL KEYING LEGEND:

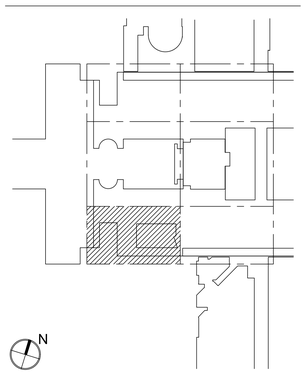

KEY PLAN

NO.	REVISIONS | SUBMISSIONS	DATE
5	GROUP III AV BID DOCUMENTS	09.06.2017
2	BID DOCUMENTS	05.28.2014
1	DESIGN MANUAL PHASE SUBMISSION	04.01.2013

FXFOWLE

FXFOWLE ARCHITECTS, LLP | 22 WEST 19TH STREET | NEW YORK, NY 10011 | T 212.627.1700 | F 212.463.8716 | WWW.FXFOWLE.COM

STRUCTURAL ENGINEER:
DESIMONE CONSULTING ENGINEERS
18 West 18th Street, 10th Floor, New York, New York 10011 212-532-2211

MECHANICAL, ELECTRICAL, PLUMBING, FIRE PROTECTION ENGINEER:
COLLADO ENGINEERING
2 Holland Avenue, White Plains, NY 10603 914-332-7658

THEATER PLANNING CONSULTANT
FISHER DACHS ASSOCIATES
22 West 19th Street, 8th Floor, New York, NY 10011 212-691-3020

ACOUSTICS & AUDIO / VISUAL CONSULTANT
CERAMI & ASSOCIATES
404 Fifth Avenue, New York, NY 10018 212-370-1776

LIGHTING CONSULTANT
ILLUMINATION ARTS
650 Bloomfield Avenue, Suite 101, Bloomfield NJ 07003 973-771-1556

LANDSCAPE CONSULTANT
W ARCHITECTURE & LANDSCAPE ARCHITECTURE, LLC
155 Fifth Avenue Third Floor New York, NY 10010 P 212-981-3833 F 212-620-0798

CIVIL ENGINEER & HAZMAT
LANGAN
21 Penn PLaza 360 West 31st Street 8th Floor New York, NY 10001 212.479.5400 212.479.5444 (fax)

ELEVATOR CONSULTANT
VDA (VAN DEUSEN & ASSOCIATES)
Seven Penn Plaza, Suite 404 New York, NY 10001 Phone: 212-868-9090 Fax: 212-868-9099

IT CONSULTANT
GRID ASSOCIATES, LLC
P.O. Box 1785 Hoboken, NJ 07030 T 646.722.6600 / F 646.722.6625

SUSTAINABILITY / LEED
YR&G
161 Bowery - 4th Floor, New York, NY 10002 T 917.677.8023 / F 917.677.8023

COST ESTIMATING CONSULTANT
TOSCANO CLEMENTS TAYLOR, LLC
16 Oakwood Road Huntington, NY 11743 T 631.392.1400 / F 631.392.1399

C.I.T.L. PROJ. # 29402
SUNY PURCHASE COLLEGE
735 ANDERSON HILL ROAD | PURCHASE, NY 10577

DRAWING TITLE:
AUDIOVISUAL-FACILITY - ENTRY PAVILION
CONCOURSE (BASEMENT LEVEL) PLAN

Seal:

Drawn: AJC
Checked: BJM
Reviewed: BJM
Date:
Scale: 1/8" = 1'-0"

Project No.: 29402 (SUCF) / 09018.L00 (FXF)
Cad File:
Drawing No.:

TA-102.0

© 2009 FXFOWLE ARCHITECTS, LLP | ALL RIGHTS RESERVED

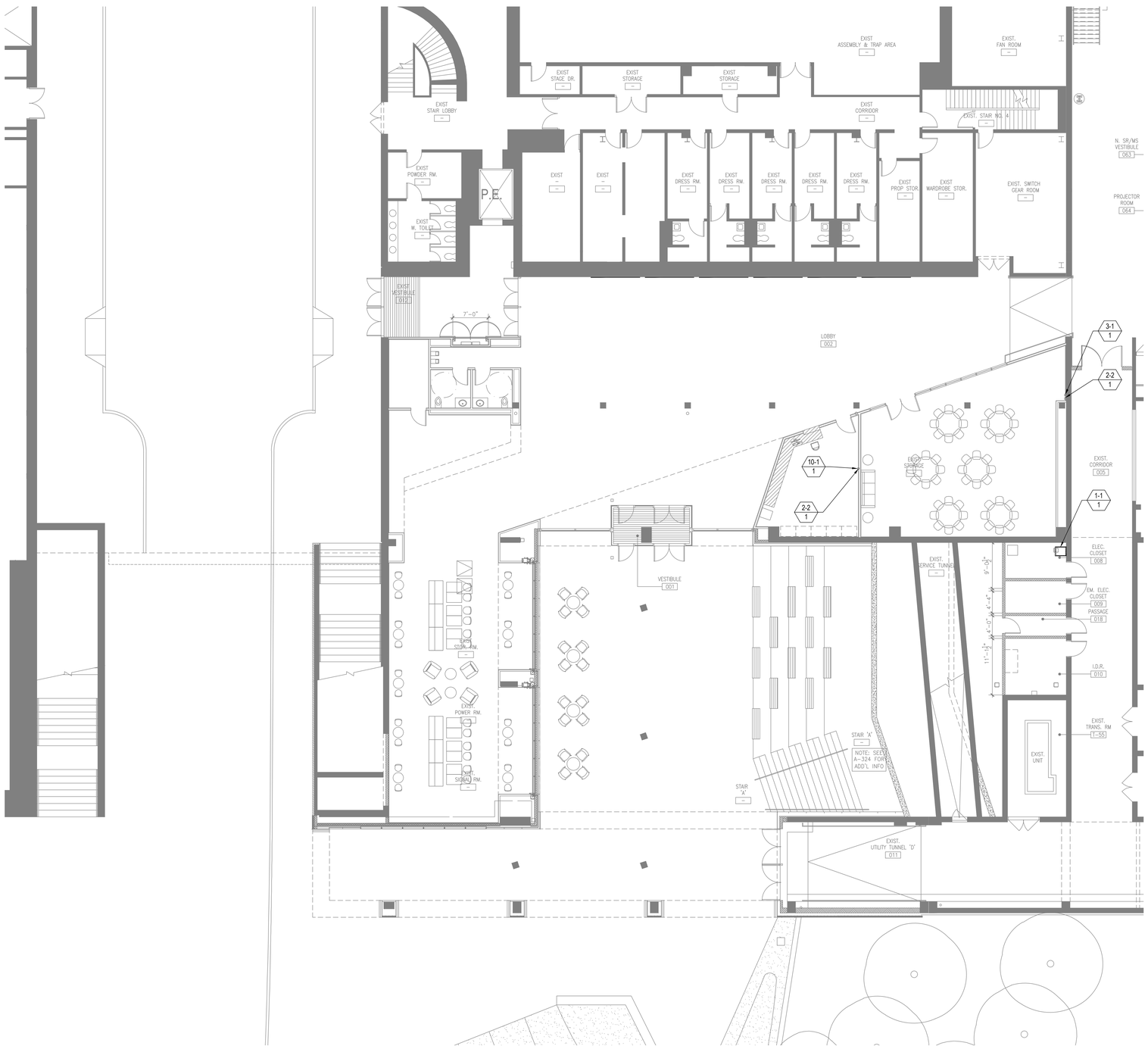

FACILITY KEYNOTE LEGEND

1 - # QTY	*EQUIPMENT RACKS:* 1 - 1 Full Height
2 - # QTY	*CONNECTIVITY:* 2 - 1 Floor Box 2 - 2 Wall Plate 2 - 3 Access Point at Ceiling Pipe Grid
3 - # QTY	*CONTROL/SCHEDULING:* 3 - 1 Wall Mounted Controller 3 - 2 Volume Controller 3 - 3 Raise Lower Switch
4 - # QTY	*AUDIO INPUT:* 4 - 1 Wireless Microphone Antenna
5 - # QTY	*AUDIO OUTPUT:* 5 - 1 Ceiling Recessed Loudspeaker 5 - 2 Portable speaker Mounted on Pipe Grid 5-2A Portable Speaker Mounted on Catwalk 5 - 3 Portable Subwoofer Loudspeaker Mounted on Pipe Grid 5 - 4 Assistive Listening Emitter/Antenna 5 - 5 Ceiling Hanging Pendant Speaker
6 - # QTY	*VIDEO ORIGIN/SOURCE:* 6 - 1 LOW LIGHT VIDEO CAMERA
7 - # QTY	*VIDEO DISPLAY (Type 1):* 7 - 1 (70") Wall Mounted Flat Panel Display 7 - 2 (55") Wall Mounted Flat Panel Display 7 - 3 (55") Wall Mounted Digital Signage Display 7 - 4 (46") Wall Mounted Flat Panel Display
8 - # QTY	*VIDEO DISPLAY (Type 2):* 8 - 1 Video Projector; Pole Mounted 8 - 2 Video Projector; Fixed at Projection Booth 8 - 3 Video Projector; OFE
9 - # QTY	*VIDEO DISPLAY (Type 3):* 9 - 1 (50"Hx80"W) Ceiling Recessed Front Projection Screen 9 - 1A (50"Hx80"W) Wall Mounted Front Projection Screen 9 - 2 (144"Hx256"W) Ceiling Mounted Suspended Front Projection Screen. See TV and TR drawings for exact rigging details and locations. 9 - 3 120" x 213" Ceiling Recessed Front Projection Screen 9 - 4 (65" X 116) Ceiling Recessed Front Projection Screen 9 - 5 Painted projection surface 9 - 6 57.5" x 92" Ceiling Recessed Front Projection Screens 9 - 7 108" x 192" Ceiling Mounted Suspended Front Projection Screen. See TV and TR drawings for exact rigging details and locations.

MATERIAL KEYING LEGEND:

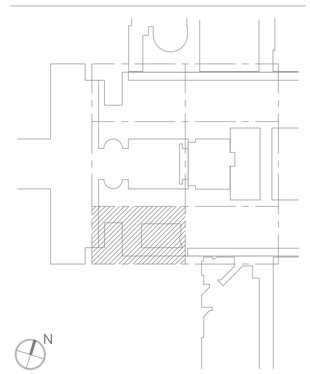

KEY PLAN

NO.	REVISIONS | SUBMISSIONS	DATE
5	GROUP III AV BID DOCUMENTS	09.06.2017
2	DESIGN MANUAL PHASE SUBMISSION	04.01.2013
1	30% PRICING SET	03.07.2013

FXFOWLE

FXFOWLE ARCHITECTS, LLP | 22 WEST 19TH STREET | NEW YORK, NY 10011 | T 212.627.1700 | F 212.463.8716 | WWW.FXFOWLE.COM

STRUCTURAL ENGINEER:
DESIMONE CONSULTING ENGINEERS
18 West 18th Street, 10th Floor, New York, New York 10011 212-532-2211

MECHANICAL, ELECTRICAL, PLUMBING, FIRE PROTECTION ENGINEER:
COLLADO ENGINEERING
2 Holland Avenue, White Plains, NY 10603 914-332-7658

THEATER PLANNING CONSULTANT
FISHER DACHS ASSOCIATES
22 West 19th Street, 6th Floor, New York, NY 10011 212-691-3020

ACOUSTICS & AUDIO / VISUAL CONSULTANT
CERAMI & ASSOCIATES
404 Fifth Avenue, New York, NY 10018 212-370-1776

LIGHTING CONSULTANT
ILLUMINATION ARTS
650 Bloomfield Avenue, Suite 101, Bloomfield NJ 07003 973-771-1556

LANDSCAPE CONSULTANT
W ARCHITECTURE & LANDSCAPE ARCHITECTURE, LLC
155 Fifth Avenue Third Floor New York, NY 10010 P 212-981-3803 F 212-620-0798

CIVIL ENGINEER & HAZMAT
LANGAN
21 Penn PLaza 360 West 31st Street 8th Floor New York, NY 10001 212.479.5400 212.479.5444 (fax)

ELEVATOR CONSULTANT
VDA (VAN DEUSEN & ASSOCIATES)
Seven Penn Plaza, Suite 404 New York, NY 10001 Phone: 212-868-9090 Fax: 212-868-9099

IT CONSULTANT
GRID ASSOCIATES, LLC
P.O. Box 1785 Hoboken, NJ 07030 T 646.722.6600 / F 646.722.6625

SUSTAINABILITY / LEED
YR&G
161 Bowery - 4th Floor, New York, NY 10002 T 917.677.8023 / F 917.677.8023

COST ESTIMATING CONSULTANT
TOSCANO CLEMENTS TAYLOR, LLC
16 Oakwood Road Huntington, NY 11743 T 631.392.1400 / F 631.392.1399

C.I.T.L. PROJ. # 29402
SUNY PURCHASE COLLEGE
735 ANDERSON HILL ROAD | PURCHASE, NY 10577

DRAWING TITLE:
AUDIOVISUAL-FACILITY - ENTRY PAVILION CONCOURSE (BASEMENT LEVEL) PLAN

Seal:

Drawn: AJC
Checked: BJM
Reviewed: BJM
Date:
Scale: 1/8" = 1'-0"

Project No.: 29402 (SUCF) / 09018.L00 (FXF)
Cad File:
Drawing No.: TA102.0_AA

© 2009 FXFOWLE ARCHITECTS, LLP | ALL RIGHTS RESERVED

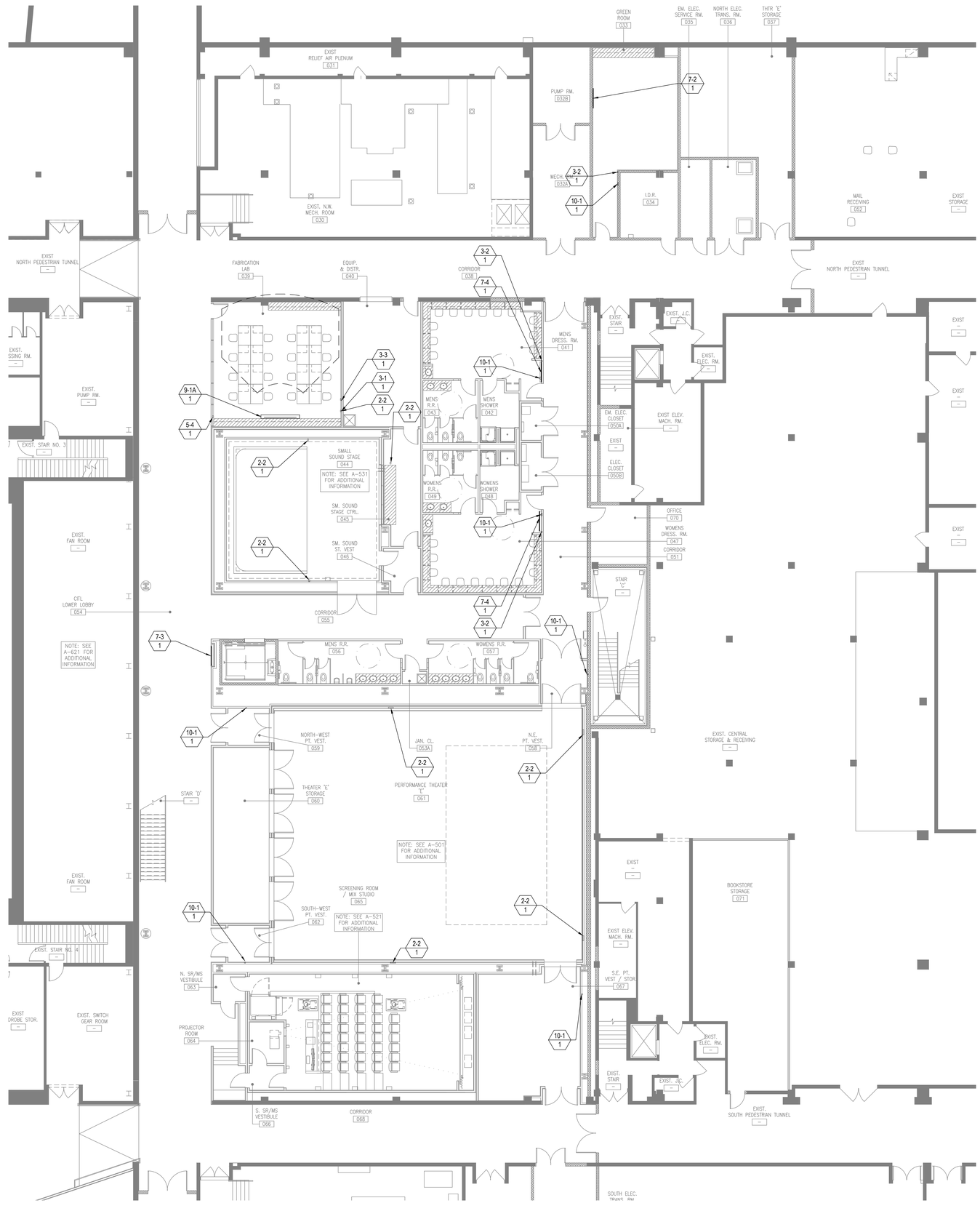

FACILITY KEYNOTE LEGEND

1 - # QTY	*EQUIPMENT RACKS:* 1 - 1 Full Height
2 - # QTY	*CONNECTIVITY:* 2 - 1 Floor Box 2 - 2 Wall Plate 2 - 3 Access Point at Ceiling Pipe Grid
3 - # QTY	*CONTROL/SCHEDULING:* 3 - 1 Wall Mounted Controller 3 - 2 Volume Controller 3 - 3 Raise Lower Switch
4 - # QTY	*AUDIO INPUT:* 4 - 1 Wireless Microphone Antenna
5 - # QTY	*AUDIO OUTPUT:* 5 - 1 Ceiling Recessed Loudspeaker 5 - 2 Portable speaker Mounted on Pipe Grid 5-2A Portable Speaker Mounted on Catwalk 5 - 3 Portable Subwoofer Loudspeaker Mounted on Pipe Grid 5 - 4 Assistive Listening Emitter/Antenna 5 - 5 Ceiling Hanging Pendant Speaker
6 - # QTY	*VIDEO ORIGIN/SOURCE:* 6 - 1 LOW LIGHT VIDEO CAMERA
7 - # QTY	*VIDEO DISPLAY (Type 1):* 7 - 1 (70") Wall Mounted Flat Panel Display 7 - 2 (55") Wall Mounted Flat Panel Display 7 - 3 (55") Wall Mounted Digital Signage Display 7 - 4 (46") Wall Mounted Flat Panel Display
8 - # QTY	*VIDEO DISPLAY (Type 2):* 8 - 1 Video Projector; Pole Mounted 8 - 2 Video Projector; Fixed at Projection Booth 8 - 3 Video Projector; OFE
9 - # QTY	*VIDEO DISPLAY (Type 3):* 9 - 1 (50"Hx80"W) Ceiling Recessed Front Projection Screen 9 - 1A (50"Hx80"W) Wall Mounted Front Projection Screen 9 - 2 (144"Hx256"W) Ceiling Mounted Suspended Front Projection Screen. See TV and TR drawings for exact rigging details and locations. 9 - 3 120" x 213" Ceiling Recessed Front Projection Screen 9 - 4 (65" X 116) Ceiling Recessed Front Projection Screen 9 - 5 Painted projection surface 9 - 6 57.5" x 92" Ceiling Recessed Front Projection Screens 9 - 7 108" x 192" Ceiling Mounted Suspended Front Projection Screen. See TV and TR drawings for exact rigging details and locations.
10 - # QTY	*MISCELLANEOUS:* 10 - 1 Theatrical Intercom

NOTE: EQUIPMENT SHOWN IN THIS SERIES IS FOR REFERENCE AND COORDINATION ONLY AND WILL BE FURNISHED BY THE OWNER. REFER TO GENERAL SPEC SECTION 011110 AND AUDIOVISUAL SPEC SECTION 274000

MATERIAL KEYING LEGEND:

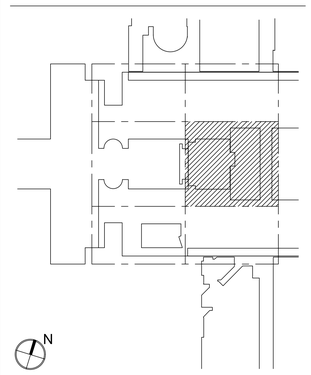

KEY PLAN

NO.	REVISIONS | SUBMISSIONS	DATE
5	GROUP III AV BID DOCUMENTS	09.06.2017
2	BID DOCUMENTS	05.28.2014
1	DESIGN MANUAL PHASE SUBMISSION	04.01.2013

FXFOWLE

FXFOWLE ARCHITECTS, LLP | 22 WEST 19TH STREET | NEW YORK, NY 10011 | T 212.627.1700 | F 212.463.8716 | WWW.FXFOWLE.COM

STRUCTURAL ENGINEER:
DESIMONE CONSULTING ENGINEERS
18 West 18th Street, 10th Floor, New York, New York 10011 212-532-2211

MECHANICAL, ELECTRICAL, PLUMBING, FIRE PROTECTION ENGINEER:
COLLADO ENGINEERING
2 Holland Avenue, White Plains, NY 10603 914-332-7658

THEATER PLANNING CONSULTANT
FISHER DACHS ASSOCIATES
22 West 19th Street, 8th Floor, New York, NY 10011 212-691-3020

ACOUSTICS & AUDIO / VISUAL CONSULTANT
CERAMI & ASSOCIATES
404 Fifth Avenue, New York, NY 10018 212-370-1776

LIGHTING CONSULTANT
ILLUMINATION ARTS
690 Bloomfield Avenue, Suite 101, Bloomfield NJ 07003 973-771-1556

LANDSCAPE CONSULTANT
W ARCHITECTURE & LANDSCAPE ARCHITECTURE, LLC
155 Fifth Avenue Third Floor New York, NY 10010 P 212-981-3933 F 212-620-0798

CIVIL ENGINEER & HAZMAT
LANGAN
21 Penn PLaza 360 West 31st Street 8th Floor New York, NY 10001 212.479.5400 212.479.5444 (fax)

ELEVATOR CONSULTANT
VDA (VAN DEUSEN & ASSOCIATES)
Seven Penn Plaza, Suite 404 New York, NY 10001 Phone: 212-868-9090 Fax: 212-868-9099

IT CONSULTANT
GRID ASSOCIATES, LLC
P.O. Box 1785 Hoboken, NJ 07030 T 646.722.6600 / F 646.722.6625

SUSTAINABILITY / LEED
YR&G
161 Bowery - 4th Floor, New York, NY 10002 T 917.677.8023 / F 917.677.8023

COST ESTIMATING CONSULTANT
TOSCANO CLEMENTS TAYLOR, LLC
16 Oakwood Road Huntington, NY 11743 T 631.392.1400 / F 631.392.1399

C.I.T.L. PROJ. # 29402
SUNY PURCHASE COLLEGE
735 ANDERSON HILL ROAD | PURCHASE, NY 10577

DRAWING TITLE:

AUDIOVISUAL-FACILITY - CITL BUILDING CONCOURSE (BASEMENT LEVEL) PLAN

Seal:

Drawn: AJC
Checked: BJM
Reviewed: BJM
Date:
Scale: 1/8" = 1'-0"

Project No.: 29402 (SUCF) / 09018.L00 (FXF)
Cad File:
Drawing No.:

TA-112.0

© 2009 FXFOWLE ARCHITECTS, LLP | ALL RIGHTS RESERVED

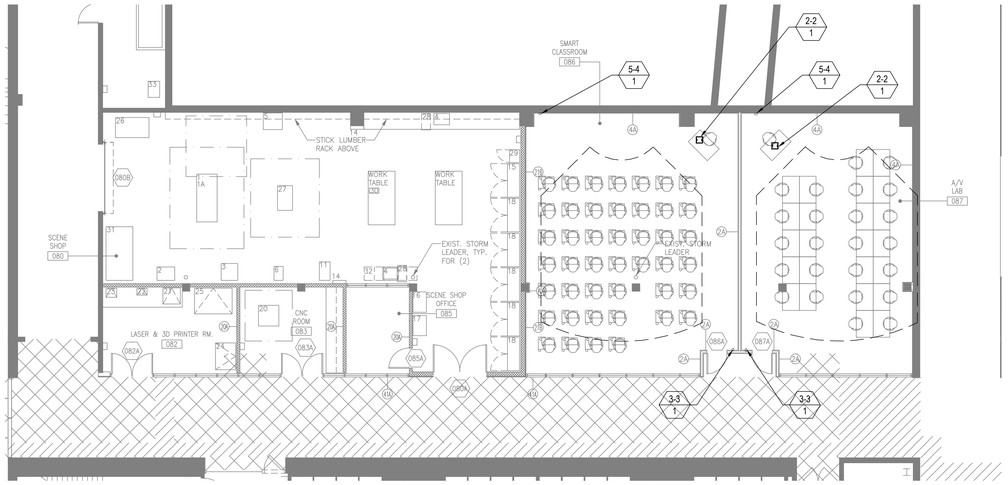

FACILITY KEYNOTE LEGEND

1 - # QTY	*EQUIPMENT RACKS:* 1 - 1 Full Height
2 - # QTY	*CONNECTIVITY:* 2 - 1 Floor Box 2 - 2 Wall Plate 2 - 3 Access Point at Ceiling Pipe Grid
3 - # QTY	*CONTROL/SCHEDULING:* 3 - 1 Wall Mounted Controller 3 - 2 Volume Controller 3 - 3 Raise Lower Switch
4 - # QTY	*AUDIO INPUT:* 4 - 1 Wireless Microphone Antenna
5 - # QTY	*AUDIO OUTPUT:* 5 - 1 Ceiling Recessed Loudspeaker 5 - 2 Portable speaker Mounted on Pipe Grid 5-2A Portable Speaker Mounted on Catwalk 5 - 3 Portable Subwoofer Loudspeaker Mounted on Pipe Grid 5 - 4 Assistive Listening Emitter/Antenna 5 - 5 Ceiling Hanging Pendant Speaker
6 - # QTY	*VIDEO ORIGIN/SOURCE:* 6 - 1 LOW LIGHT VIDEO CAMERA
7 - # QTY	*VIDEO DISPLAY (Type 1):* 7 - 1 (70") Wall Mounted Flat Panel Display 7 - 2 (55") Wall Mounted Flat Panel Display 7 - 3 (55") Wall Mounted Digital Signage Display 7 - 4 (46") Wall Mounted Flat Panel Display
8 - # QTY	*VIDEO DISPLAY (Type 2):* 8 - 1 Video Projector; Pole Mounted 8 - 2 Video Projector; Fixed at Projection Booth 8 - 3 Video Projector; OFE
9 - # QTY	*VIDEO DISPLAY (Type 3):* 9 - 1 (50"Hx80"W) Ceiling Recessed Front Projection Screen 9 - 1A (50"Hx80"W) Wall Mounted Front Projection Screen 9 - 2 (144"Hx256"W) Ceiling Mounted Suspended Front Projection Screen. See TV and TR drawings for exact rigging details and locations. 9 - 3 120" x 213" Ceiling Recessed Front Projection Screen 9 - 4 (65" X 116) Ceiling Recessed Front Projection Screen 9 - 5 Painted projection surface 9 - 6 57.5" x 92" Ceiling Recessed Front Projection Screens 9 - 7 108" x 192" Ceiling Mounted Suspended Front Projection Screen. See TV and TR drawings for exact rigging details and locations.

MATERIAL KEYING LEGEND:

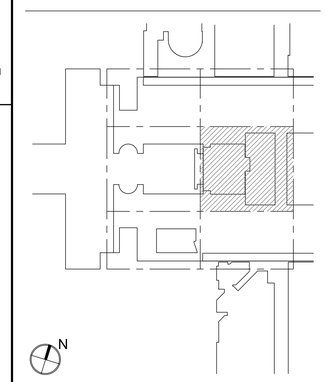

KEY PLAN

NO.	REVISIONS | SUBMISSIONS	DATE
5	GROUP III AV BID DOCUMENTS	09.06.2017
2	BID DOCUMENTS	05.28.2014
1	DESIGN MANUAL PHASE SUBMISSION	04.01.2013

FXFOWLE

FXFOWLE ARCHITECTS, LLP | 22 WEST 19TH STREET | NEW YORK, NY 10011 | T 212.627.1700 | F 212.463.8716 | WWW.FXFOWLE.COM

STRUCTURAL ENGINEER:
DESIMONE CONSULTING ENGINEERS
18 West 18th Street, 10th Floor, New York, New York 10011 212-532-2211

MECHANICAL, ELECTRICAL, PLUMBING, FIRE PROTECTION ENGINEER:
COLLADO ENGINEERING
2 Holland Avenue, White Plains, NY 10603 914-332-7658

THEATER PLANNING CONSULTANT
FISHER DACHS ASSOCIATES
22 West 19th Street, 6th Floor, New York, NY 10011 212-691-3020

ACOUSTICS & AUDIO VISUAL CONSULTANT
CERAMI & ASSOCIATES
404 Fifth Avenue, New York, NY 10018 212-370-1776

LIGHTING CONSULTANT
ILLUMINATION ARTS
690 Bloomfield Avenue, Suite 101, Bloomfield NJ 07003 973-771-1556

LANDSCAPE CONSULTANT
W ARCHITECTURE & LANDSCAPE ARCHITECTURE, LLC
155 Fifth Avenue Third Floor New York, NY 10010 P 212-981-3933 F 212-620-0798

CIVIL ENGINEER & HAZMAT
LANGAN
21 Penn PLaca 360 West 31st Street 8th Floor New York, NY 10001 212.479.5400 212.479.5444 (fax)

ELEVATOR CONSULTANT
VDA (VAN DEUSEN & ASSOCIATES)
Seven Penn Plaza, Suite 404 New York, NY 10001 Phone: 212-868-9090 Fax: 212-868-9099

IT CONSULTANT
GRID ASSOCIATES, LLC
P.O. Box 1785 Hoboken, NJ 07030 T 646.722.6600 / F 646.722.6625

SUSTAINABILITY / LEED
YR&G
161 Bowery - 4th Floor, New York, NY 10002 T 917.677.8023 / F 917.677.8023

COST ESTIMATING CONSULTANT
TOSCANO CLEMENTS TAYLOR, LLC
16 Oakwood Road Huntington, NY 11743 T 631.392.1400 / F 631.392.1399

C.I.T.L. PROJ. # 29402
SUNY PURCHASE COLLEGE
735 ANDERSON HILL ROAD | PURCHASE, NY 10577

DRAWING TITLE:

AUDIOVISUAL-FACILITY - ADD ALTERNATE CONCOURSE (BASEMENT LEVEL) PLAN

Seal:

Drawn: AJC
Checked: BJM
Reviewed: BJM
Date:
Scale: 1/8" = 1'-0"

Project No.: 29402 (SUCF) / 09018.L00 (FXF)
Cad File:
Drawing No.: TA112.0_AA

© 2009 FXFOWLE ARCHITECTS, LLP | ALL RIGHTS RESERVED

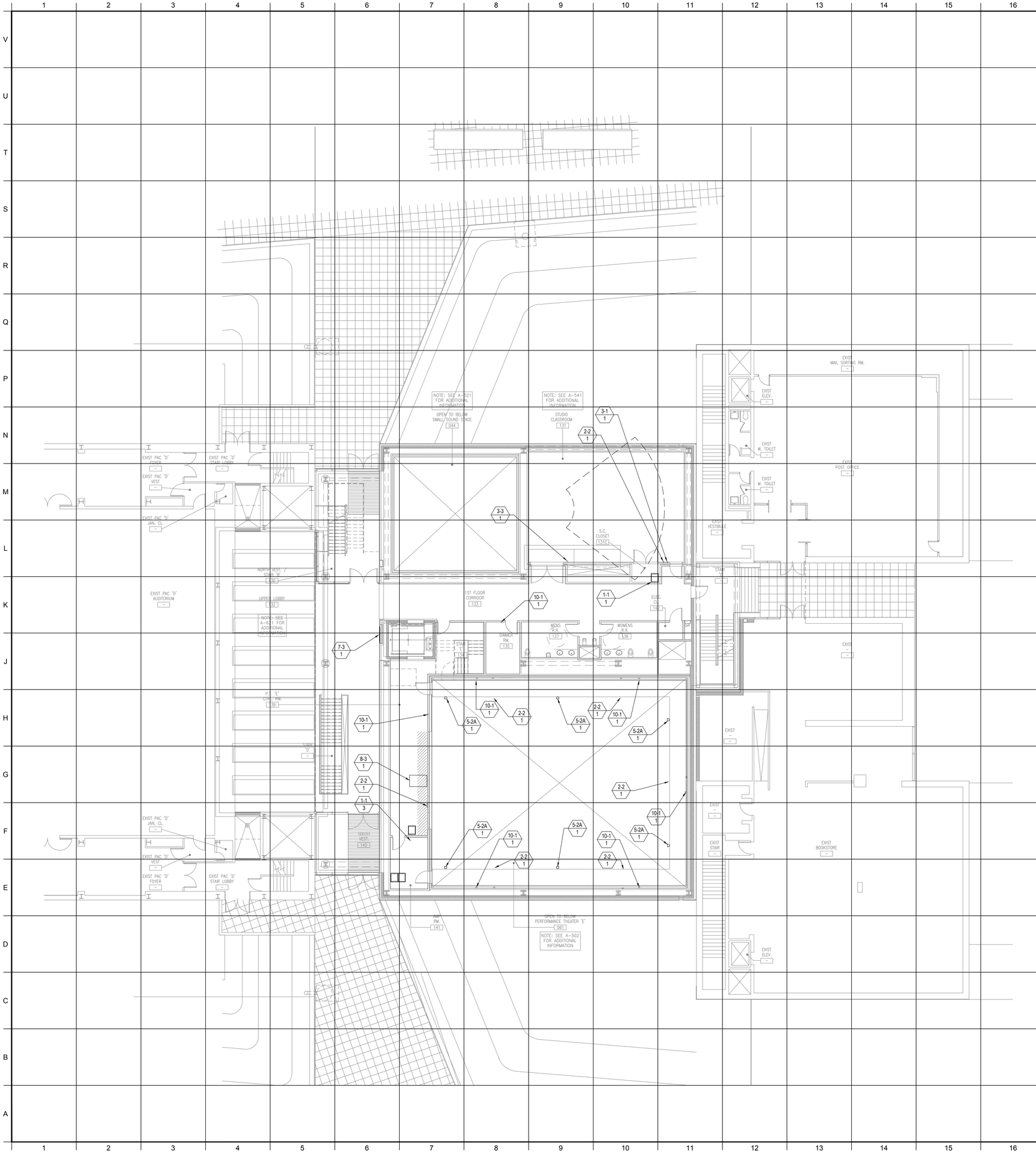

FACILITY KEYNOTE LEGEND

1 - # QTY	*EQUIPMENT RACKS:* 1 - 1 Full Height
2 - # QTY	*CONNECTIVITY:* 2 - 1 Floor Box 2 - 2 Wall Plate 2 - 3 Access Point at Ceiling Pipe Grid
3 - # QTY	*CONTROL/SCHEDULING:* 3 - 1 Wall Mounted Controller 3 - 2 Volume Controller 3 - 3 Raise Lower Switch
4 - # QTY	*AUDIO INPUT:* 4 - 1 Wireless Microphone Antenna
5 - # QTY	*AUDIO OUTPUT:* 5 - 1 Ceiling Recessed Loudspeaker 5 - 2 Portable speaker Mounted on Pipe Grid 5-2A Portable Speaker Mounted on Catwalk 5 - 3 Portable Subwoofer Loudspeaker Mounted on Pipe Grid 5 - 4 Assistive Listening Emitter/Antenna 5 - 5 Ceiling Hanging Pendant Speaker
6 - # QTY	*VIDEO ORIGIN/SOURCE:* 6 - 1 LOW LIGHT VIDEO CAMERA
7 - # QTY	*VIDEO DISPLAY (Type 1):* 7 - 1 (70") Wall Mounted Flat Panel Display 7 - 2 (55") Wall Mounted Flat Panel Display 7 - 3 (55") Wall Mounted Digital Signage Display 7 - 4 (46") Wall Mounted Flat Panel Display
8 - # QTY	*VIDEO DISPLAY (Type 2):* 8 - 1 Video Projector; Pole Mounted 8 - 2 Video Projector; Fixed at Projection Booth 8 - 3 Video Projector; OFF
9 - # QTY	*VIDEO DISPLAY (Type 3):* 9 - 1 (50"Hx80"W) Ceiling Recessed Front Projection Screen 9 - 1A (50"Hx80"W) Wall Mounted Front Projection Screen 9 - 2 (164"Hx256"W) Ceiling Mounted Suspended Front Projection Screen. See TV and TR drawings for exact rigging details and locations. 9 - 3 120" x 213" Ceiling Recessed Front Projection Screen 9 - 4 (65" X 116) Ceiling Recessed Front Projection Screen 9 - 5 Painted projection surface 9 - 6 57.5" x 92" Ceiling Recessed Front Projection Screens 9 - 7 108" x 192" Ceiling Mounted Suspended Front Projection Screen. See TV and TR drawings for exact rigging details and locations.
10 - # QTY	*MISCELLANEOUS:* 10 - 1 Theatrical Intercom

NOTE: EQUIPMENT SHOWN IN THIS SERIES IS FOR REFERENCE AND COORDINATION ONLY AND WILL BE FURNISHED BY THE OWNER. REFER TO GENERAL SPEC SECTION 011110 AND AUDIOVISUAL SPEC SECTION 274000

MATERIAL KEYING LEGEND:

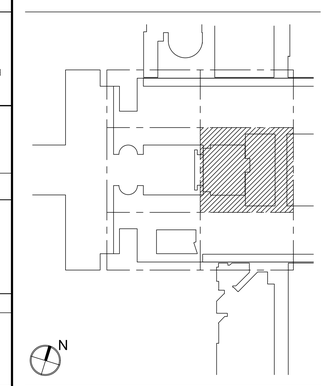

KEY PLAN

NO.	REVISIONS | SUBMISSIONS	DATE
5	GROUP III AV BID DOCUMENTS	09.06.2017
2	BID DOCUMENTS	05.28.2014
1	DESIGN MANUAL PHASE SUBMISSION	04.01.2013

FXFOWLE

FXFOWLE ARCHITECTS, LLP | 22 WEST 19TH STREET | NEW YORK, NY 10011 | T 212.627.1700 | F 212.463.8716 | WWW.FXFOWLE.COM

STRUCTURAL ENGINEER:
DESIMONE CONSULTING ENGINEERS
18 West 18th Street, 10th Floor, New York, New York 10011 212-532-2211

MECHANICAL, ELECTRICAL, PLUMBING, FIRE PROTECTION ENGINEER:
COLLADO ENGINEERING
2 Holland Avenue, White Plains, NY 10603 914-332-7658

THEATER PLANNING CONSULTANT
FISHER DACHS ASSOCIATES
22 West 19th Street, 8th Floor, New York, NY 10011 212-691-3020

ACOUSTICS & AUDIO / VISUAL CONSULTANT
CERAMI & ASSOCIATES
404 Fifth Avenue, New York, NY 10018 212-370-1776

LIGHTING CONSULTANT
ILLUMINATION ARTS
650 Bloomfield Avenue, Suite 101, Bloomfield NJ 07003 973-771-1556

LANDSCAPE CONSULTANT
W ARCHITECTURE & LANDSCAPE ARCHITECTURE, LLC
155 Fifth Avenue Third Floor New York, NY 10010 P 212-981-3003 F 212-620-0798

CIVIL ENGINEER & HAZMAT
LANGAN
21 Penn PLaza 360 West 31st Street 8th Floor New York, NY 10001 212.479.5400 212.479.5444 (fax)

ELEVATOR CONSULTANT
VDA (VAN DEUSEN & ASSOCIATES)
Seven Penn Plaza, Suite 404 New York, NY 10001 Phone: 212-868-9090 Fax: 212-868-9099

IT CONSULTANT
GRID ASSOCIATES, LLC
P.O. Box 1785 Hoboken, NJ 07030 T 646.722.6600 / F 646.722.6625

SUSTAINABILITY / LEED
YR&G
161 Bowery - 4th Floor, New York, NY 10002 T 917.677.8023 / F 917.677.8023

COST ESTIMATING CONSULTANT
TOSCANO CLEMENTS TAYLOR, LLC
16 Oakwood Road Huntington, NY 11743 T 631.392.1400 / F 631.392.1399

C.I.T.L. PROJ. # 29402
SUNY PURCHASE COLLEGE
735 ANDERSON HILL ROAD | PURCHASE, NY 10577

DRAWING TITLE:

AUDIOVISUAL-FACILITY - CITL BUILDING 1ST FLOOR (PLAZA LEVEL) PLAN

Seal:

Drawn: AJC
Checked: BJM
Reviewed: BJM
Date:
Scale: 1/8" = 1'-0"

Project No.: 29402 (SUCF) / 09018.L00 (FXF)
Cad File:
Drawing No.:

TA-113.0

© 2009 FXFOWLE ARCHITECTS, LLP | ALL RIGHTS RESERVED

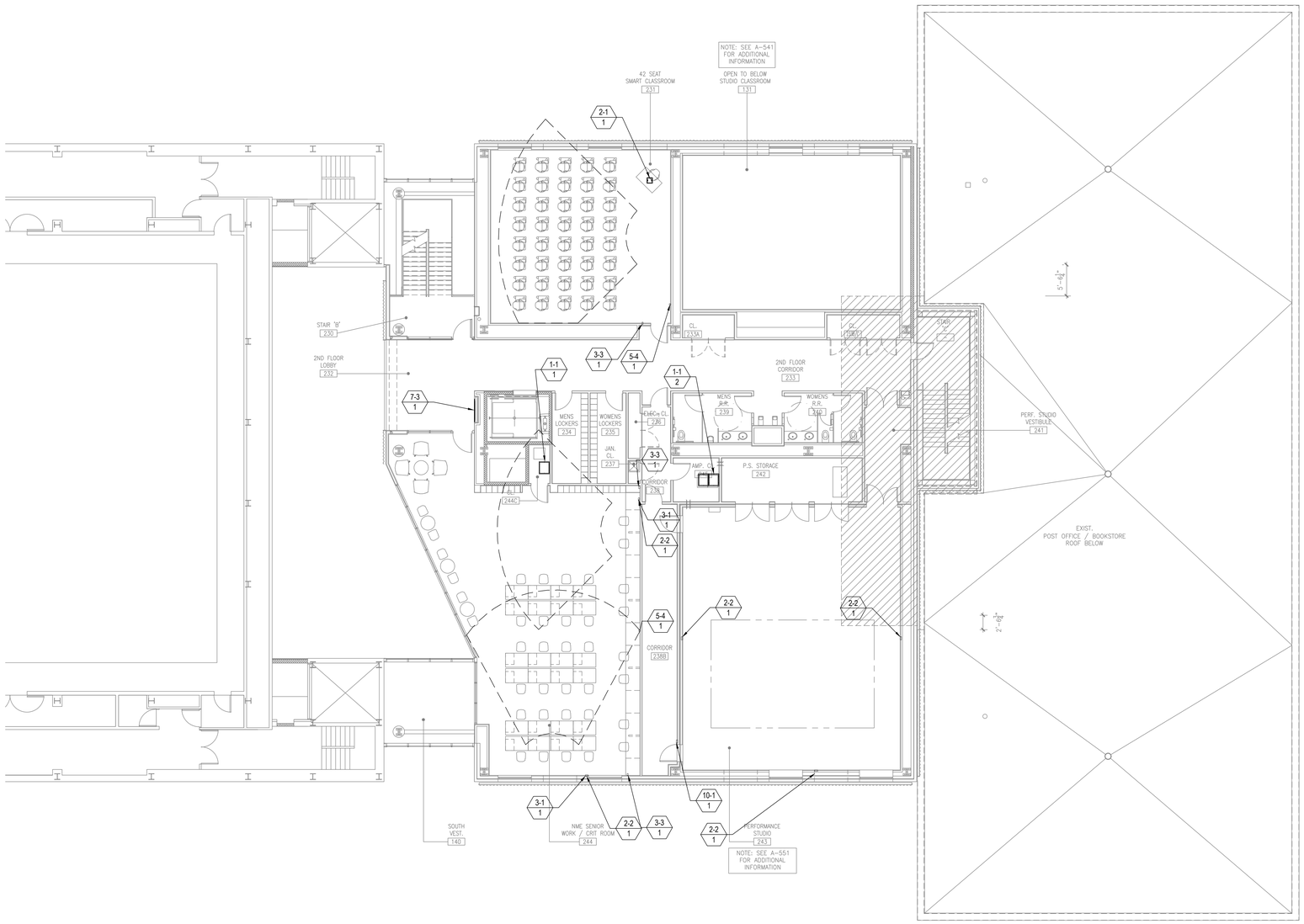

FACILITY KEYNOTE LEGEND

1 - # QTY	*EQUIPMENT RACKS:* 1 - 1 Full Height
2 - # QTY	*CONNECTIVITY:* 2 - 1 Floor Box 2 - 2 Wall Plate 2 - 3 Access Point at Ceiling Pipe Grid
3 - # QTY	*CONTROL/SCHEDULING:* 3 - 1 Wall Mounted Controller 3 - 2 Volume Controller 3 - 3 Raise Lower Switch
4 - # QTY	*AUDIO INPUT:* 4 - 1 Wireless Microphone Antenna
5 - # QTY	*AUDIO OUTPUT:* 5 - 1 Ceiling Recessed Loudspeaker 5 - 2 Portable speaker Mounted on Pipe Grid 5-2A Portable Speaker Mounted on Catwalk 5 - 3 Portable Subwoofer Loudspeaker Mounted on Pipe Grid 5 - 4 Assistive Listening Emitter/Antenna 5 - 5 Ceiling Hanging Pendant Speaker
6 - # QTY	*VIDEO ORIGIN/SOURCE:* 6 - 1 LOW LIGHT VIDEO CAMERA
7 - # QTY	*VIDEO DISPLAY (Type 1):* 7 - 1 (70") Wall Mounted Flat Panel Display 7 - 2 (55") Wall Mounted Flat Panel Display 7 - 3 (55") Wall Mounted Digital Signage Display 7 - 4 (46") Wall Mounted Flat Panel Display
8 - # QTY	*VIDEO DISPLAY (Type 2):* 8 - 1 Video Projector; Pole Mounted 8 - 2 Video Projector; Fixed at Projection Booth 8 - 3 Video Projector; OFE
9 - # QTY	*VIDEO DISPLAY (Type 3):* 9 - 1 (50"Hx80"W) Ceiling Recessed Front Projection Screen 9 - 1A (50"Hx80"W) Wall Mounted Front Projection Screen 9 - 2 (144"Hx256"W) Ceiling Mounted Suspended Front Projection Screen. See TV and TR drawings for exact rigging details and locations. 9 - 3 120" x 213" Ceiling Recessed Front Projection Screen 9 - 4 (65" X 116) Ceiling Recessed Front Projection Screen 9 - 5 Painted projection surface 9 - 6 57.5" x 92" Ceiling Recessed Front Projection Screens 9 - 7 108" x 192" Ceiling Mounted Suspended Front Projection Screen. See TV and TR drawings for exact rigging details and locations.

MATERIAL KEYING LEGEND:

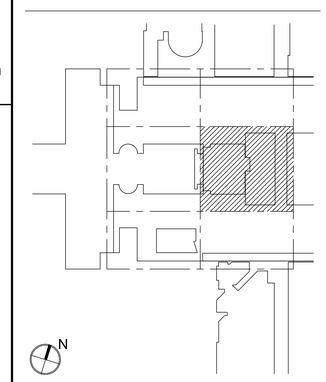

KEY PLAN

NO.	REVISIONS | SUBMISSIONS	DATE
5	GROUP III AV BID DOCUMENTS	09.06.2017
2	BID DOCUMENTS	05.28.2014
1	DESIGN MANUAL PHASE SUBMISSION	04.01.2013

FXFOWLE

FXFOWLE ARCHITECTS, LLP | 22 WEST 19TH STREET | NEW YORK, NY 10011 | T 212.627.1700 | F 212.463.8716 | WWW.FXFOWLE.COM

STRUCTURAL ENGINEER:
DESIMONE CONSULTING ENGINEERS
18 West 18th Street, 10th Floor, New York, New York 10011 212-532-2211

MECHANICAL, ELECTRICAL, PLUMBING, FIRE PROTECTION ENGINEER:
COLLADO ENGINEERING
2 Holland Avenue, White Plains, NY 10603 914-332-7658

THEATER PLANNING CONSULTANT
FISHER DACHS ASSOCIATES
22 West 19th Street, 6th Floor, New York, NY 10011 212-691-3020

ACOUSTICS & AUDIO VISUAL CONSULTANT
CERAMI & ASSOCIATES
404 Fifth Avenue, New York, NY 10018 212-370-1776

LIGHTING CONSULTANT
ILLUMINATION ARTS
690 Bloomfield Avenue, Suite 101, Bloomfield NJ 07003 973-771-1556

LANDSCAPE CONSULTANT
W ARCHITECTURE & LANDSCAPE ARCHITECTURE, LLC
155 Fifth Avenue Third Floor New York, NY 10010 P 212-981-3933 F 212-620-0798

CIVIL ENGINEER & HAZMAT
LANGAN
21 Penn PLaza 360 West 31st Street 8th Floor New York, NY 10001 212.479.5400 212.479.5444 (fax)

ELEVATOR CONSULTANT
VDA (VAN DEUSEN & ASSOCIATES)
Seven Penn Plaza, Suite 404 New York, NY 10001 Phone: 212-868-9090 Fax: 212-868-9099

IT CONSULTANT
GRID ASSOCIATES, LLC
P.O. Box 1785 Hoboken, NJ 07030 T 646.722.6600 / F 646.722.6625

SUSTAINABILITY / LEED
YR&G
161 Bowery - 4th Floor, New York, NY 10002 T 917.677.8023 / F 917.677.8023

COST ESTIMATING CONSULTANT
TOSCANO CLEMENTS TAYLOR, LLC
16 Oakwood Road Huntington, NY 11743 T 631.392.1400 / F 631.392.1399

C.I.T.L. PROJ. # 29402
SUNY PURCHASE COLLEGE
735 ANDERSON HILL ROAD | PURCHASE, NY 10577

DRAWING TITLE:

AUDIOVISUAL-FACILITY - CITL BUILDING 2ND FLOOR (PLAZA +1 LEVEL) PLAN

Seal:

Drawn: AJC
Checked: BJM
Reviewed: BJM
Date:
Scale: 1/8" = 1'-0"

Project No.: 29402 (SUCF) / 09018.L00 (FXF)
Cad File:
Drawing No.:

TA-114.0

© 2009 FXFOWLE ARCHITECTS, LLP | ALL RIGHTS RESERVED

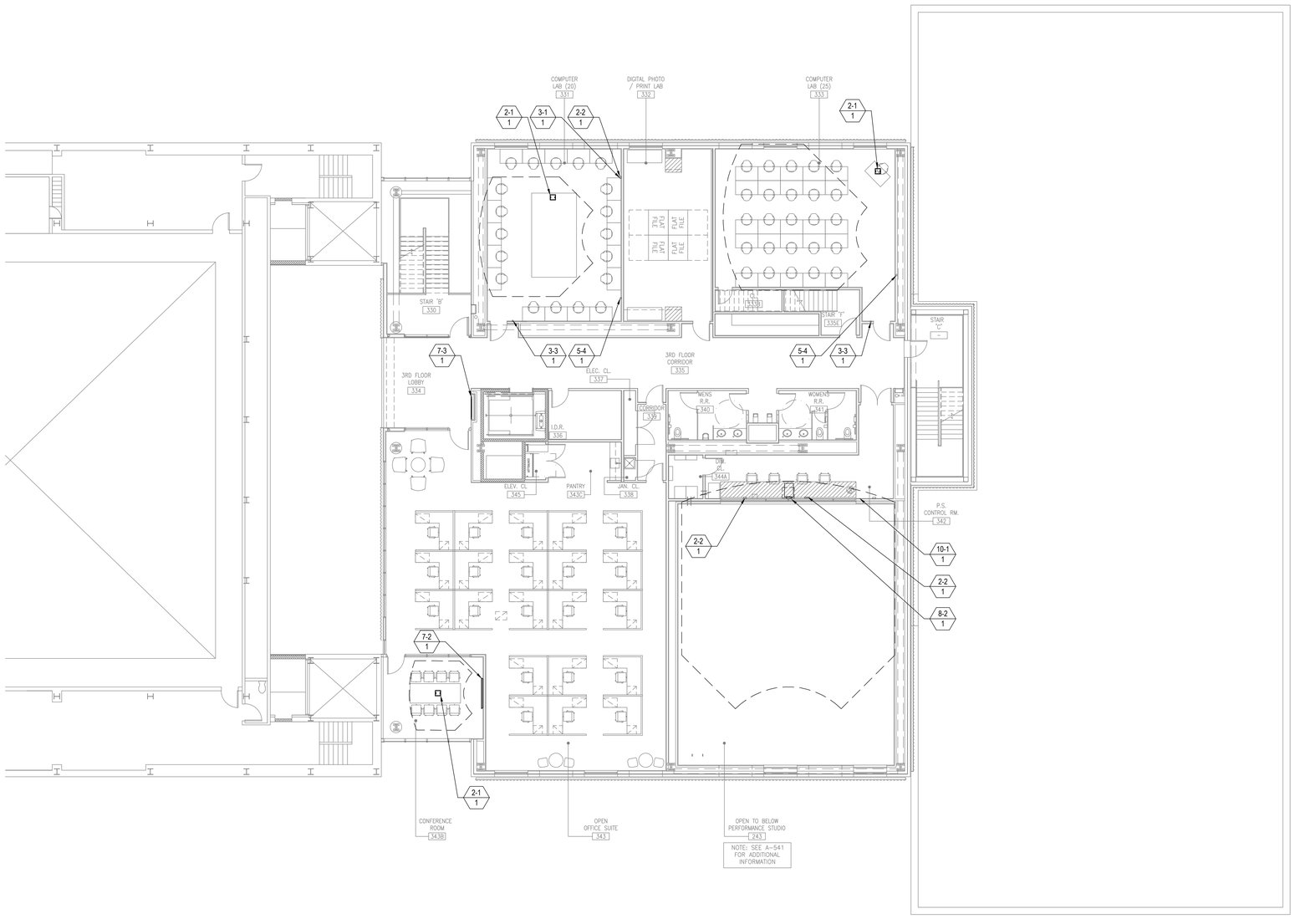

FACILITY KEYNOTE LEGEND

1 - # QTY	*EQUIPMENT RACKS:* 1 - 1 Full Height
2 - # QTY	*CONNECTIVITY:* 2 - 1 Floor Box 2 - 2 Wall Plate 2 - 3 Access Point at Ceiling Pipe Grid
3 - # QTY	*CONTROL/SCHEDULING:* 3 - 1 Wall Mounted Controller 3 - 2 Volume Controller 3 - 3 Raise Lower Switch
4 - # QTY	*AUDIO INPUT:* 4 - 1 Wireless Microphone Antenna
5 - # QTY	*AUDIO OUTPUT:* 5 - 1 Ceiling Recessed Loudspeaker 5 - 2 Portable speaker Mounted on Pipe Grid 5-2A Portable Speaker Mounted on Catwalk 5 - 3 Portable Subwoofer Loudspeaker Mounted on Pipe Grid 5 - 4 Assistive Listening Emitter/Antenna 5 - 5 Ceiling Hanging Pendant Speaker
6 - # QTY	*VIDEO ORIGIN/SOURCE:* 6 - 1 LOW LIGHT VIDEO CAMERA
7 - # QTY	*VIDEO DISPLAY (Type 1):* 7 - 1 (70") Wall Mounted Flat Panel Display 7 - 2 (55") Wall Mounted Flat Panel Display 7 - 3 (55") Wall Mounted Digital Signage Display 7 - 4 (46") Wall Mounted Flat Panel Display
8 - # QTY	*VIDEO DISPLAY (Type 2):* 8 - 1 Video Projector; Pole Mounted 8 - 2 Video Projector; Fixed at Projection Booth 8 - 3 Video Projector; OFE
9 - # QTY	*VIDEO DISPLAY (Type 3):* 9 - 1 (50"Hx80"W) Ceiling Recessed Front Projection Screen 9 - 1A (50"Hx80"W) Wall Mounted Front Projection Screen 9 - 2 (144"Hx256"W) Ceiling Mounted Suspended Front Projection Screen. See TV and TR drawings for exact rigging details and locations. 9 - 3 120" x 213" Ceiling Recessed Front Projection Screen 9 - 4 (65" X 116) Ceiling Recessed Front Projection Screen 9 - 5 Painted projection surface 9 - 6 57.5" x 92" Ceiling Recessed Front Projection Screens 9 - 7 108" x 192" Ceiling Mounted Suspended Front Projection Screen. See TV and TR drawings for exact rigging details and locations.

MATERIAL KEYING LEGEND:

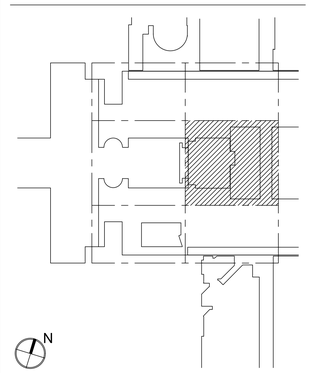

KEY PLAN

NO.	REVISIONS | SUBMISSIONS	DATE
5	GROUP III AV BID DOCUMENTS	09.06.2017
2	BID DOCUMENTS	05.28.2014
1	DESIGN MANUAL PHASE SUBMISSION	04.01.2013

FXFOWLE

FXFOWLE ARCHITECTS, LLP | 22 WEST 19TH STREET | NEW YORK, NY 10011 | T 212.627.1700 | F 212.463.8716 | WWW.FXFOWLE.COM

STRUCTURAL ENGINEER:
DESIMONE CONSULTING ENGINEERS
18 West 18th Street, 10th Floor, New York, New York 10011 212-532-2211

MECHANICAL, ELECTRICAL, PLUMBING, FIRE PROTECTION ENGINEER:
COLLADO ENGINEERING
2 Holland Avenue, White Plains, NY 10603 914-332-7658

THEATER PLANNING CONSULTANT
FISHER DACHS ASSOCIATES
22 West 19th Street, 8th Floor, New York, NY 10011 212-691-3020

ACOUSTICS & AUDIO / VISUAL CONSULTANT
CERAMI & ASSOCIATES
404 Fifth Avenue, New York, NY 10018 212-370-1776

LIGHTING CONSULTANT
ILLUMINATION ARTS
650 Bloomfield Avenue, Suite 101, Bloomfield NJ 07003 973-771-1556

LANDSCAPE CONSULTANT
W ARCHITECTURE & LANDSCAPE ARCHITECTURE, LLC
155 Fifth Avenue Third Floor New York, NY 10010 P 212-981-3933 F 212-620-0798

CIVIL ENGINEER & HAZMAT
LANGAN
21 Penn PLaza 360 West 31st Street 8th Floor New York, NY 10001 212.479.5400 212.479.5444 (fax)

ELEVATOR CONSULTANT
VDA (VAN DEUSEN & ASSOCIATES)
Seven Penn Plaza, Suite 404 New York, NY 10001 Phone: 212-868-9090 Fax: 212-868-9099

IT CONSULTANT
GRID ASSOCIATES, LLC
P.O. Box 1785 Hoboken, NJ 07030 T 646.722.6600 / F 646.722.6625

SUSTAINABILITY / LEED
YR&G
161 Bowery - 4th Floor, New York, NY 10002 T 917.677.8023 / F 917.677.8023

COST ESTIMATING CONSULTANT
TOSCANO CLEMENTS TAYLOR, LLC
16 Oakwood Road Huntington, NY 11743 T 631.392.1400 / F 631.392.1399

C.I.T.L. PROJ. # 29402
SUNY PURCHASE COLLEGE
735 ANDERSON HILL ROAD | PURCHASE, NY 10577

DRAWING TITLE:

AUDIOVISUAL-FACILITY - CITL BUILDING 3RD FLOOR (PLAZA +2 LEVEL) PLAN

Seal:

Drawn: AJC
Checked: BJM
Reviewed: BJM
Date:
Scale: 1/8" = 1'-0"

Project No.: 29402 (SUCF) / 09018.L00 (FXF)
Cad File:
Drawing No.:

TA-115.0

© 2009 FXFOWLE ARCHITECTS, LLP | ALL RIGHTS RESERVED

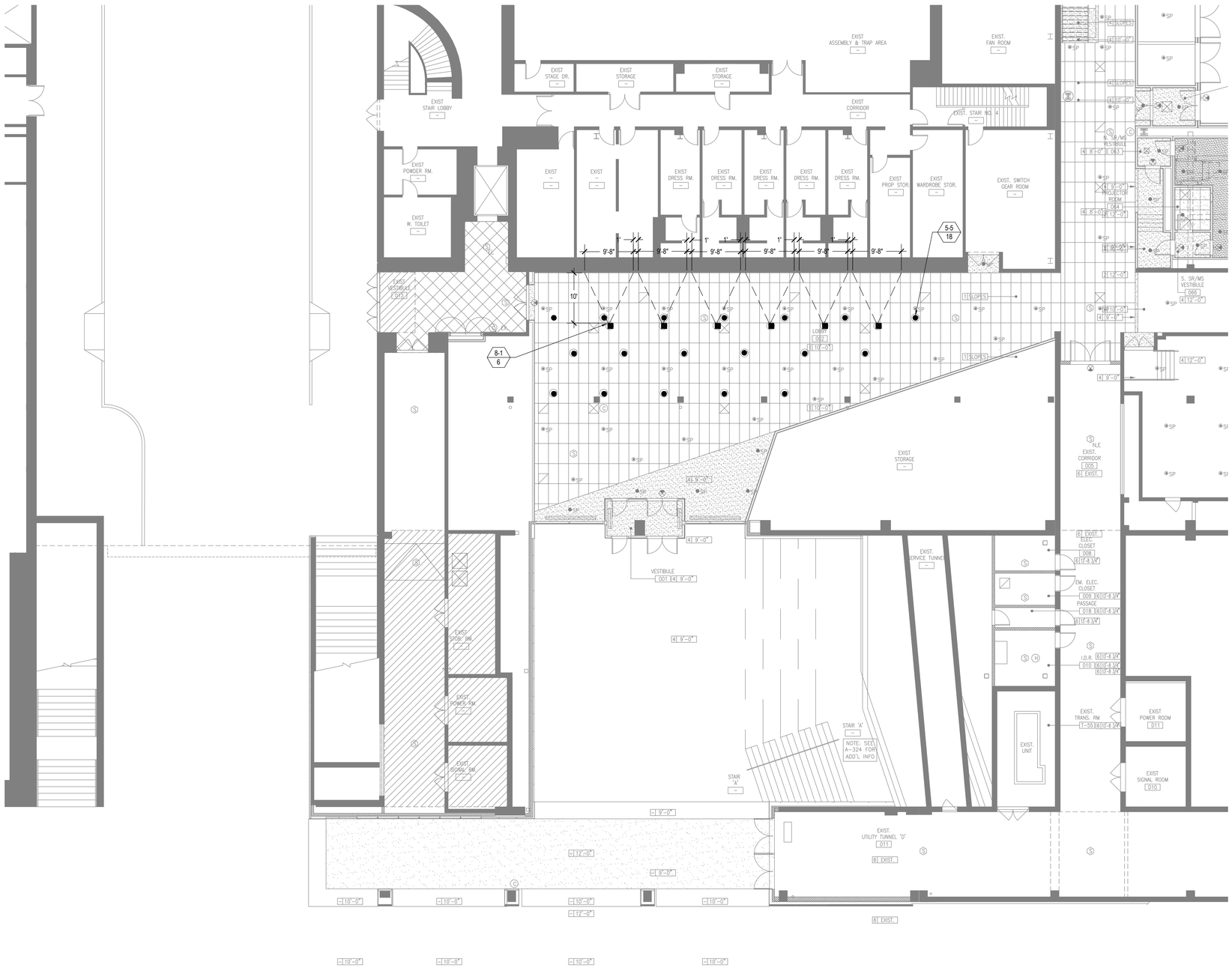

FACILITY KEYNOTE LEGEND

1 - # / QTY

EQUIPMENT RACKS:
1 - 1 Full Height

2 - # / QTY

CONNECTIVITY:
2 - 1 Floor Box
2 - 2 Wall Plate
2 - 3 Access Point at Ceiling Pipe Grid

3 - # / QTY

CONTROL/SCHEDULING:
3 - 1 Wall Mounted Controller
3 - 2 Volume Controller
3 - 3 Raise Lower Switch

4 - # / QTY

AUDIO INPUT:
4 - 1 Wireless Microphone Antenna

5 - # / QTY

AUDIO OUTPUT:
5 - 1 Ceiling Recessed Loudspeaker
5 - 2 Portable speaker Mounted on Pipe Grid
5-2A Portable Speaker Mounted on Catwalk
5 - 3 Portable Subwoofer Loudspeaker Mounted on Pipe Grid
5 - 4 Assistive Listening Emitter/Antenna
5 - 5 Ceiling Hanging Pendant Speaker

6 - # / QTY

VIDEO ORIGIN/SOURCE:
6 - 1 LOW LIGHT VIDEO CAMERA

7 - # / QTY

VIDEO DISPLAY (Type 1):
7 - 1 (70") Wall Mounted Flat Panel Display
7 - 2 (55") Wall Mounted Flat Panel Display
7 - 3 (55") Wall Mounted Digital Signage Display
7 - 4 (46") Wall Mounted Flat Panel Display

8 - # / QTY

VIDEO DISPLAY (Type 2):
8 - 1 Video Projector; Pole Mounted
8 - 2 Video Projector; Fixed at Projection Booth
8 - 3 Video Projector; OFE

9 - # / QTY

VIDEO DISPLAY (Type 3):
9 - 1 (50"Hx80"W) Ceiling Recessed Front Projection Screen
9 - 1A (50"Hx80"W) Wall Mounted Front Projection Screen
9 - 2 (144"Hx256"W) Ceiling Mounted Suspended Front Projection Screen. See TV and TR drawings for exact rigging details and locations.
9 - 3 120" x 213" Ceiling Recessed Front Projection Screen
9 - 4 (65" X 116) Ceiling Recessed Front Projection Screen
9 - 5 Painted projection surface
9 - 6 57.5" x 92" Ceiling Recessed Front Projection Screens
9 - 7 108" x 192" Ceiling Mounted Suspended Front Projection Screen. See TV and TR drawings for exact rigging details and locations.

10 - # / QTY

MISCELLANEOUS:
10 - 1 Theatrical Intercom

NOTE: EQUIPMENT SHOWN IN THIS SERIES IS FOR REFERENCE AND COORDINATION ONLY AND WILL BE FURNISHED BY THE OWNER. REFER TO GENERAL SPEC SECTION 011110 AND AUDIOVISUAL SPEC SECTION 274000

MATERIAL KEYING LEGEND:

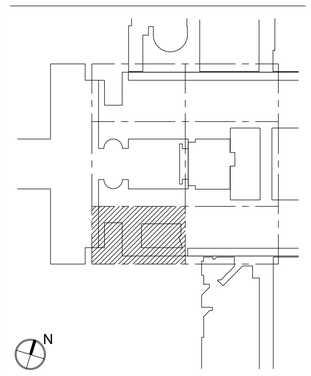

KEY PLAN

NO.	REVISIONS | SUBMISSIONS	DATE
5	GROUP III AV BID DOCUMENTS	09.06.2017
2	BID DOCUMENTS	05.28.2014
1	DESIGN MANUAL PHASE SUBMISSION	04.01.2013

FXFOWLE

FXFOWLE ARCHITECTS, LLP | 22 WEST 19TH STREET | NEW YORK, NY 10011 | T 212.627.1700 | F 212.463.8716 | WWW.FXFOWLE.COM

STRUCTURAL ENGINEER:
DESIMONE CONSULTING ENGINEERS
18 West 18th Street, 10th Floor, New York, New York 10011 212-532-2211

MECHANICAL, ELECTRICAL, PLUMBING, FIRE PROTECTION ENGINEER:
COLLADO ENGINEERING
2 Holland Avenue, White Plains, NY 10603 914-332-7658

THEATER PLANNING CONSULTANT
FISHER DACHS ASSOCIATES
22 West 19th Street, 6th Floor, New York, NY 10011 212-691-3020

ACOUSTICS & AUDIO / VISUAL CONSULTANT
CERAMI & ASSOCIATES
404 Fifth Avenue, New York, NY 10018 212-370-1776

LIGHTING CONSULTANT
ILLUMINATION ARTS
650 Bloomfield Avenue, Suite 101, Bloomfield NJ 07003 973-771-1556

LANDSCAPE CONSULTANT
W ARCHITECTURE & LANDSCAPE ARCHITECTURE, LLC
155 Fifth Avenue Third Floor New York, NY 10010 P 212-981-3803 F 212-620-0798

CIVIL ENGINEER & HAZMAT
LANGAN
21 Penn PLaza 360 West 31st Street 8th Floor New York, NY 10001 212.479.5400 212.479.5444 (fax)

ELEVATOR CONSULTANT
VDA (VAN DEUSEN & ASSOCIATES)
Seven Penn Plaza, Suite 404 New York, NY 10001 Phone: 212-868-9090 Fax: 212-868-9099

IT CONSULTANT
GRID ASSOCIATES, LLC
P.O. Box 1785 Hoboken, NJ 07030 T 646.722.6600 / F 646.722.6625

SUSTAINABILITY / LEED
YR&G
161 Bowery - 4th Floor, New York, NY 10002 T 917.677.8023 / F 917.677.8023

COST ESTIMATING CONSULTANT
TOSCANO CLEMENTS TAYLOR, LLC
16 Oakwood Road Huntington, NY 11743 T 631.392.1400 / F 631.392.1399

C.I.T.L. PROJ. # 29402
SUNY PURCHASE COLLEGE
735 ANDERSON HILL ROAD | PURCHASE, NY 10577

DRAWING TITLE:
AUDIOVISUAL-FACILITY - ENTRY PAVILION CONCOURSE (BASEMENT LEVEL) RCP

Seal:

Drawn: AJC
Checked: BJM
Reviewed: BJM
Date:
Scale: 1/8" = 1'-0"

Project No.: 29402 (SUCF) / 09018.L00 (FXF)
Cad File:
Drawing No.: TA-202.0

© 2009 FXFOWLE ARCHITECTS, LLP | ALL RIGHTS RESERVED

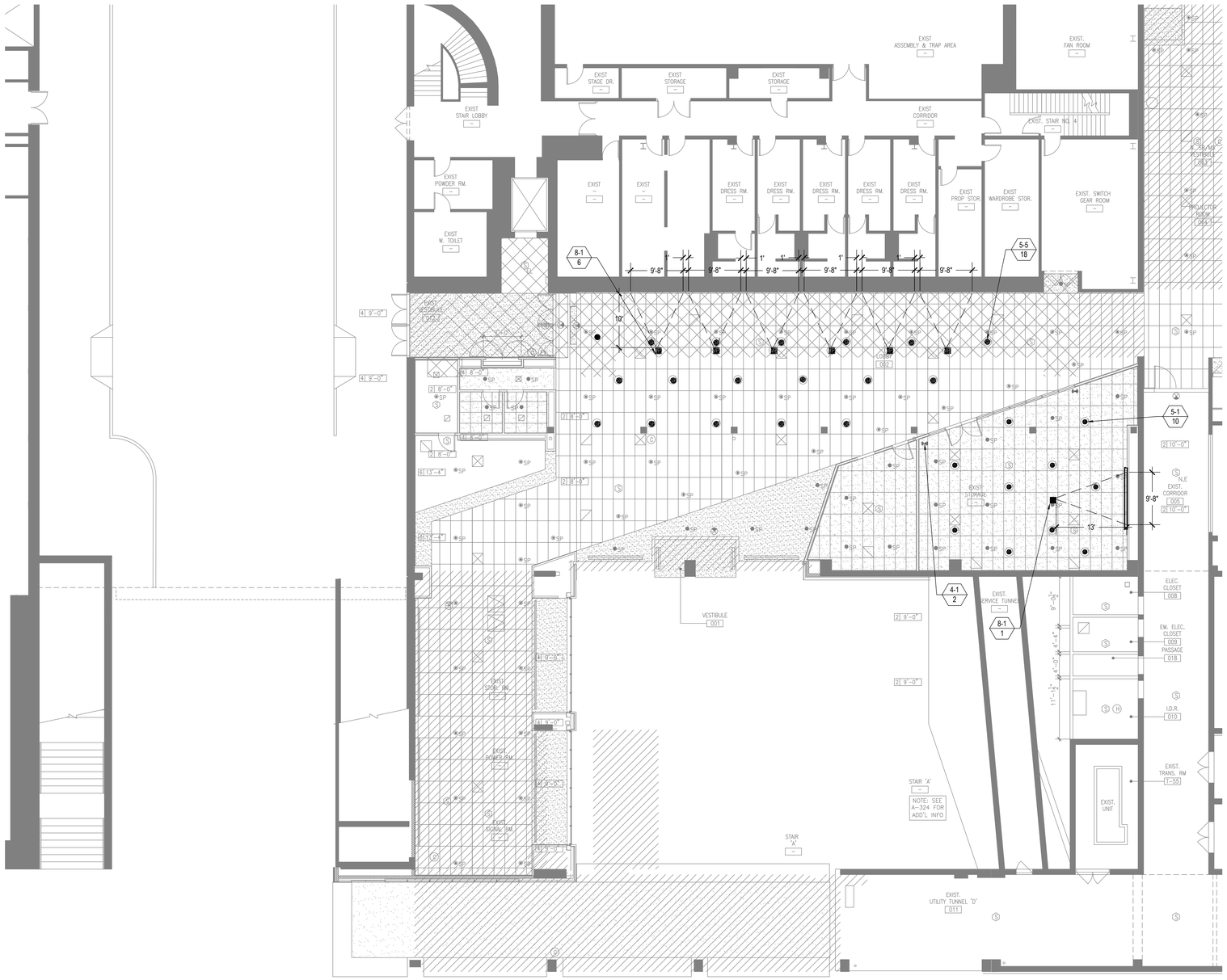

FACILITY KEYNOTE LEGEND

1 - # QTY	*EQUIPMENT RACKS:* 1 - 1 Full Height
2 - # QTY	*CONNECTIVITY:* 2 - 1 Floor Box 2 - 2 Wall Plate 2 - 3 Access Point at Ceiling Pipe Grid
3 - # QTY	*CONTROL/SCHEDULING:* 3 - 1 Wall Mounted Controller 3 - 2 Volume Controller 3 - 3 Raise Lower Switch
4 - # QTY	*AUDIO INPUT:* 4 - 1 Wireless Microphone Antenna
5 - # QTY	*AUDIO OUTPUT:* 5 - 1 Ceiling Recessed Loudspeaker 5 - 2 Portable speaker Mounted on Pipe Grid 5-2A Portable Speaker Mounted on Catwalk 5 - 3 Portable Subwoofer Loudspeaker Mounted on Pipe Grid 5 - 4 Assistive Listening Emitter/Antenna 5 - 5 Ceiling Hanging Pendant Speaker
6 - # QTY	*VIDEO ORIGIN/SOURCE:* 6 - 1 LOW LIGHT VIDEO CAMERA
7 - # QTY	*VIDEO DISPLAY (Type 1):* 7 - 1 (70") Wall Mounted Flat Panel Display 7 - 2 (55") Wall Mounted Flat Panel Display 7 - 3 (55") Wall Mounted Digital Signage Display 7 - 4 (46") Wall Mounted Flat Panel Display
8 - # QTY	*VIDEO DISPLAY (Type 2):* 8 - 1 Video Projector; Pole Mounted 8 - 2 Video Projector; Fixed at Projection Booth 8 - 3 Video Projector; OFE
9 - # QTY	*VIDEO DISPLAY (Type 3):* 9 - 1 (50"Hx80"W) Ceiling Recessed Front Projection Screen 9 - 1A (50"Hx80"W) Wall Mounted Front Projection Screen 9 - 2 (144"Hx256"W) Ceiling Mounted Suspended Front Projection Screen. See TV and TR drawings for exact rigging details and locations. 9 - 3 120" x 213" Ceiling Recessed Front Projection Screen 9 - 4 (65" X 116) Ceiling Recessed Front Projection Screen 9 - 5 Painted projection surface 9 - 6 57.5" x 92" Ceiling Recessed Front Projection Screens 9 - 7 108" x 192" Ceiling Mounted Suspended Front Projection Screen. See TV and TR drawings for exact rigging details and locations.

MATERIAL KEYING LEGEND:

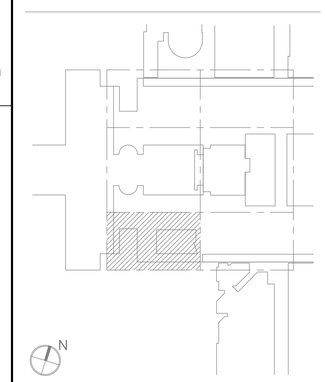

KEY PLAN

NO.	REVISIONS | SUBMISSIONS	DATE
5	GROUP III AV BID DOCUMENTS	09.06.2017
2	DESIGN MANUAL PHASE SUBMISSION	04.01.2013
1	30% PRICING SET	03.07.2013

FXFOWLE

FXFOWLE ARCHITECTS, LLP | 22 WEST 19TH STREET | NEW YORK, NY 10011 | T 212.627.1700 | F 212.463.8716 | WWW.FXFOWLE.COM

STRUCTURAL ENGINEER:
DESIMONE CONSULTING ENGINEERS
18 West 18th Street, 10th Floor, New York, New York 10011 212-532-2211

MECHANICAL, ELECTRICAL, PLUMBING, FIRE PROTECTION ENGINEER:
COLLADO ENGINEERING
2 Holland Avenue, White Plains, NY 10603 914-332-7658

THEATER PLANNING CONSULTANT
FISHER DACHS ASSOCIATES
22 West 19th Street, 6th Floor, New York, NY 10011 212-691-3020

ACOUSTICS & AUDIO / VISUAL CONSULTANT
CERAMI & ASSOCIATES
404 Fifth Avenue, New York, NY 10018 212-370-1776

LIGHTING CONSULTANT
ILLUMINATION ARTS
650 Bloomfield Avenue, Suite 101, Bloomfield NJ 07003 973-771-1556

LANDSCAPE CONSULTANT
W ARCHITECTURE & LANDSCAPE ARCHITECTURE, LLC
155 Fifth Avenue Third Floor New York, NY 10010 P 212-981-3803 F 212-620-0798

CIVIL ENGINEER & HAZMAT
LANGAN
21 Penn PLaza 360 West 31st Street 8th Floor New York, NY 10001 212.479.5400 212.479.5444 (fax)

ELEVATOR CONSULTANT
VDA (VAN DEUSEN & ASSOCIATES)
Seven Penn Plaza, Suite 404 New York, NY 10001 Phone: 212-868-9090 Fax: 212-868-9099

IT CONSULTANT
GRID ASSOCIATES, LLC
P.O. Box 1785 Hoboken, NJ 07030 T 646.722.6600 / F 646.722.6625

SUSTAINABILITY / LEED
YR&G
161 Bowery - 4th Floor, New York, NY 10002 T 917.677.8023 / F 917.677.8023

COST ESTIMATING CONSULTANT
TOSCANO CLEMENTS TAYLOR, LLC
16 Oakwood Road Huntington, NY 11743 T 631.392.1400 / F 631.392.1399

C.I.T.L. PROJ. # 29402
SUNY PURCHASE COLLEGE
735 ANDERSON HILL ROAD | PURCHASE, NY 10577

DRAWING TITLE:
AUDIOVISUAL-FACILITY - ENTRY PAVILION
CONCOURSE (BASEMENT LEVEL) RCP

Seal:

Drawn: AJC
Checked: BJM
Reviewed: BJM
Date:
Scale: 1/8" = 1'-0"

Project No.: 29402 (SUCF) / 09018.L00 (FXF)
Cad File:
Drawing No.: TA202.0_AA

© 2009 FXFOWLE ARCHITECTS, LLP | ALL RIGHTS RESERVED

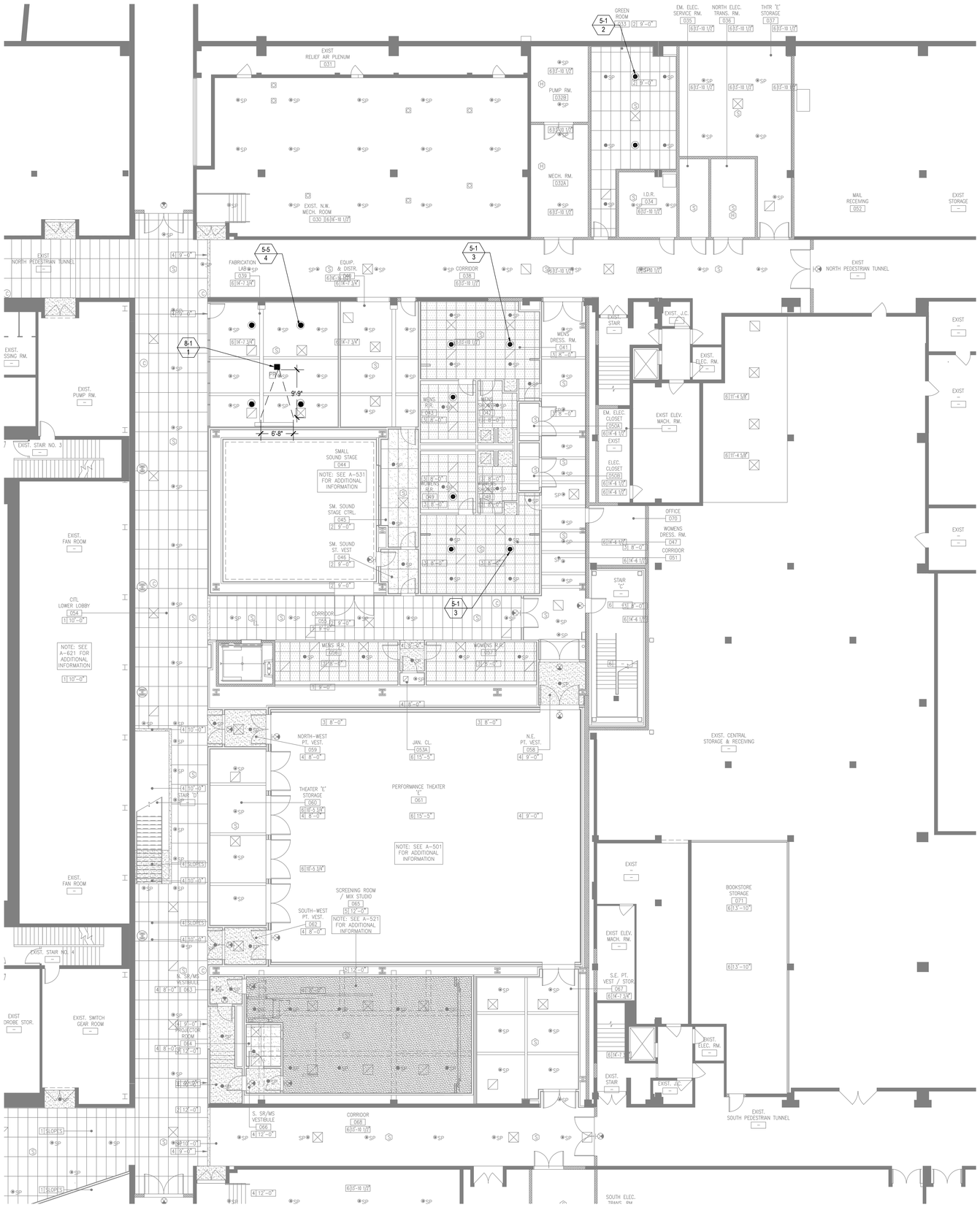

FACILITY KEYNOTE LEGEND

1 - # QTY	*EQUIPMENT RACKS:* 1 - 1 Full Height
2 - # QTY	*CONNECTIVITY:* 2 - 1 Floor Box 2 - 2 Wall Plate 2 - 3 Access Point at Ceiling Pipe Grid
3 - # QTY	*CONTROL/SCHEDULING:* 3 - 1 Wall Mounted Controller 3 - 2 Volume Controller 3 - 3 Raise Lower Switch
4 - # QTY	*AUDIO INPUT:* 4 - 1 Wireless Microphone Antenna
5 - # QTY	*AUDIO OUTPUT:* 5 - 1 Ceiling Recessed Loudspeaker 5 - 2 Portable speaker Mounted on Pipe Grid 5-2A Portable Speaker Mounted on Catwalk 5 - 3 Portable Subwoofer Loudspeaker Mounted on Pipe Grid 5 - 4 Assistive Listening Emitter/Antenna 5 - 5 Ceiling Hanging Pendant Speaker
6 - # QTY	*VIDEO ORIGIN/SOURCE:* 6 - 1 LOW LIGHT VIDEO CAMERA
7 - # QTY	*VIDEO DISPLAY (Type 1):* 7 - 1 (70") Wall Mounted Flat Panel Display 7 - 2 (55") Wall Mounted Flat Panel Display 7 - 3 (55") Wall Mounted Digital Signage Display 7 - 4 (46") Wall Mounted Flat Panel Display
8 - # QTY	*VIDEO DISPLAY (Type 2):* 8 - 1 Video Projector; Pole Mounted 8 - 2 Video Projector; Fixed at Projection Booth 8 - 3 Video Projector; OFE
9 - # QTY	*VIDEO DISPLAY (Type 3):* 9 - 1 (50"Hx80"W) Ceiling Recessed Front Projection Screen 9 - 1A (50"Hx80"W) Wall Mounted Front Projection Screen 9 - 2 (144"Hx256"W) Ceiling Mounted Suspended Front Projection Screen. See TV and TR drawings for exact rigging details and locations. 9 - 3 120" x 213" Ceiling Recessed Front Projection Screen 9 - 4 (65" X 116) Ceiling Recessed Front Projection Screen 9 - 5 Painted projection surface 9 - 6 57.5" x 92" Ceiling Recessed Front Projection Screens 9 - 7 108" x 192" Ceiling Mounted Suspended Front Projection Screen. See TV and TR drawings for exact rigging details and locations.
10 - # QTY	*MISCELLANEOUS:* 10 - 1 Theatrical Intercom

NOTE: EQUIPMENT SHOWN IN THIS SERIES IS FOR REFERENCE AND COORDINATION ONLY AND WILL BE FURNISHED BY THE OWNER. REFER TO GENERAL SPEC SECTION 011110 AND AUDIOVISUAL SPEC SECTION 274000

MATERIAL KEYING LEGEND:

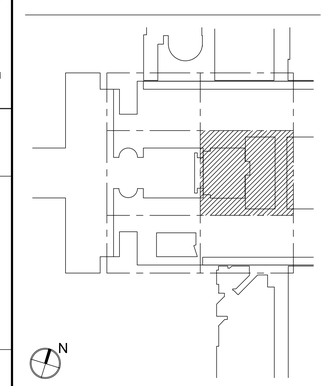

KEY PLAN

NO.	REVISIONS | SUBMISSIONS	DATE
5	GROUP III AV BID DOCUMENTS	09.06.2017
2	BID DOCUMENTS	05.28.2014
1	DESIGN MANUAL PHASE SUBMISSION	04.01.2013

FXFOWLE

FXFOWLE ARCHITECTS, LLP | 22 WEST 19TH STREET | NEW YORK, NY 10011 | T 212.627.1700 | F 212.463.8716 | WWW.FXFOWLE.COM

STRUCTURAL ENGINEER:
DESIMONE CONSULTING ENGINEERS
18 West 18th Street, 10th Floor, New York, New York 10011 212-532-2211

MECHANICAL, ELECTRICAL, PLUMBING, FIRE PROTECTION ENGINEER:
COLLADO ENGINEERING
2 Holland Avenue, White Plains, NY 10603 914-332-7658

THEATER PLANNING CONSULTANT
FISHER DACHS ASSOCIATES
22 West 19th Street, 6th Floor, New York, NY 10011 212-691-3020

ACOUSTICS & AUDIO VISUAL CONSULTANT
CERAMI & ASSOCIATES
404 Fifth Avenue, New York, NY 10018 212-370-1776

LIGHTING CONSULTANT
ILLUMINATION ARTS
690 Bloomfield Avenue, Suite 101, Bloomfield NJ 07003 973-771-1556

LANDSCAPE CONSULTANT
W ARCHITECTURE & LANDSCAPE ARCHITECTURE, LLC
155 Fifth Avenue Third Floor New York, NY 10010 P 212-981-3933 F 212-620-0798

CIVIL ENGINEER & HAZMAT
LANGAN
21 Penn PLaza 360 West 31st Street 8th Floor New York, NY 10001 212.479.5400 212.479.5444 (fax)

ELEVATOR CONSULTANT
VDA (VAN DEUSEN & ASSOCIATES)
Seven Penn Plaza, Suite 404 New York, NY 10001 Phone: 212-868-9090 Fax: 212-868-9099

IT CONSULTANT
GRID ASSOCIATES, LLC
P.O. Box 1785 Hoboken, NJ 07030 T 646.722.6600 / F 646.722.6625

SUSTAINABILITY / LEED
YR&G
161 Bowery - 4th Floor, New York, NY 10002 T 917.677.8023 / F 917.677.8023

COST ESTIMATING CONSULTANT
TOSCANO CLEMENTS TAYLOR, LLC
16 Oakwood Road Huntington, NY 11743 T 631.392.1400 / F 631.392.1399

C.I.T.L. PROJ. # 29402
SUNY PURCHASE COLLEGE
735 ANDERSON HILL ROAD | PURCHASE, NY 10577

DRAWING TITLE:

AUDIOVISUAL-FACILITY - CITL BUILDING CONCOURSE (BASEMENT LEVEL) PLAN

Seal:

Drawn: AJC
Checked: BJM
Reviewed: BJM
Date:
Scale: 1/8" = 1'-0"

Project No.: 29402 (SUCF) / 09018.L00 (FXF)
Cad File:
Drawing No.: TA-212.0

© 2009 FXFOWLE ARCHITECTS, LLP | ALL RIGHTS RESERVED

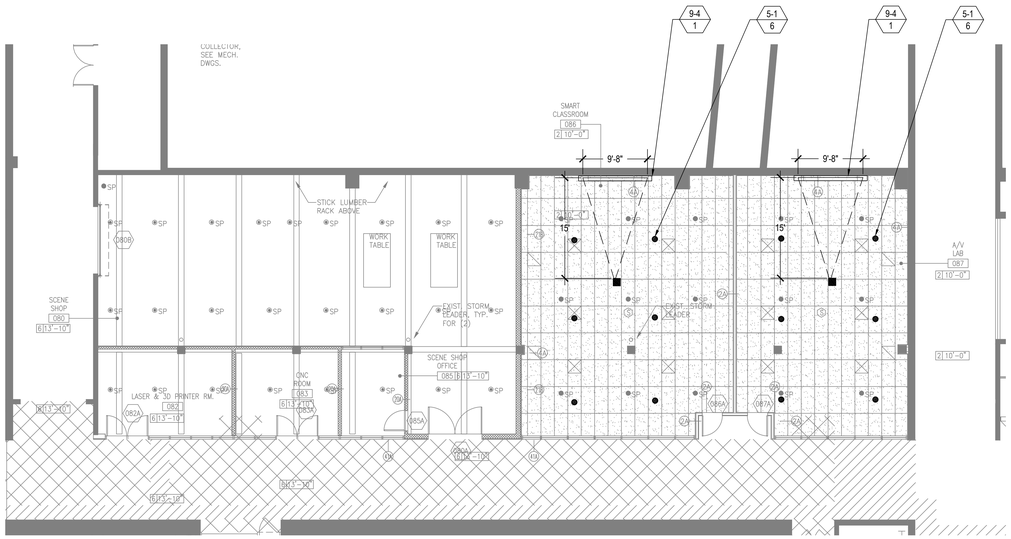

FACILITY KEYNOTE LEGEND

1 - # QTY	*EQUIPMENT RACKS:* 1 - 1 Full Height
2 - # QTY	*CONNECTIVITY:* 2 - 1 Floor Box 2 - 2 Wall Plate 2 - 3 Access Point at Ceiling Pipe Grid
3 - # QTY	*CONTROL/SCHEDULING:* 3 - 1 Wall Mounted Controller 3 - 2 Volume Controller 3 - 3 Raise Lower Switch
4 - # QTY	*AUDIO INPUT:* 4 - 1 Wireless Microphone Antenna
5 - # QTY	*AUDIO OUTPUT:* 5 - 1 Ceiling Recessed Loudspeaker 5 - 2 Portable speaker Mounted on Pipe Grid 5-2A Portable Speaker Mounted on Catwalk 5 - 3 Portable Subwoofer Loudspeaker Mounted on Pipe Grid 5 - 4 Assistive Listening Emitter/Antenna 5 - 5 Ceiling Hanging Pendant Speaker
6 - # QTY	*VIDEO ORIGIN/SOURCE:* 6 - 1 LOW LIGHT VIDEO CAMERA
7 - # QTY	*VIDEO DISPLAY (Type 1):* 7 - 1 (70") Wall Mounted Flat Panel Display 7 - 2 (55") Wall Mounted Flat Panel Display 7 - 3 (55") Wall Mounted Digital Signage Display 7 - 4 (46") Wall Mounted Flat Panel Display
8 - # QTY	*VIDEO DISPLAY (Type 2):* 8 - 1 Video Projector; Pole Mounted 8 - 2 Video Projector; Fixed at Projection Booth 8 - 3 Video Projector; OFE
9 - # QTY	*VIDEO DISPLAY (Type 3):* 9 - 1 (50"Hx80"W) Ceiling Recessed Front Projection Screen 9 - 1A (50"Hx80"W) Wall Mounted Front Projection Screen 9 - 2 (144"Hx256"W) Ceiling Mounted Suspended Front Projection Screen. See TV and TR drawings for exact rigging details and locations. 9 - 3 120" x 213" Ceiling Recessed Front Projection Screen 9 - 4 (65" X 116) Ceiling Recessed Front Projection Screen 9 - 5 Painted projection surface 9 - 6 57.5" x 92" Ceiling Recessed Front Projection Screens 9 - 7 108" x 192" Ceiling Mounted Suspended Front Projection Screen. See TV and TR drawings for exact rigging details and locations.

MATERIAL KEYING LEGEND:

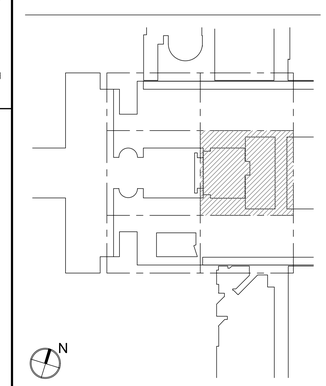

KEY PLAN

NO.	REVISIONS | SUBMISSIONS	DATE
5	GROUP III AV BID DOCUMENTS	09.06.2017
2	BID DOCUMENTS	05.28.2014
1	DESIGN MANUAL PHASE SUBMISSION	04.01.2013

FXFOWLE

FXFOWLE ARCHITECTS, LLP | 22 WEST 19TH STREET | NEW YORK, NY 10011 | T 212.627.1700 | F 212.463.8716 | WWW.FXFOWLE.COM

STRUCTURAL ENGINEER:
DESIMONE CONSULTING ENGINEERS
18 West 18th Street, 10th Floor, New York, New York 10011 212-532-2211

MECHANICAL, ELECTRICAL, PLUMBING, FIRE PROTECTION ENGINEER:
COLLADO ENGINEERING
2 Holland Avenue, White Plains, NY 10603 914-332-7658

THEATER PLANNING CONSULTANT
FISHER DACHS ASSOCIATES
22 West 19th Street, 6th Floor, New York, NY 10011 212-691-3020

ACOUSTICS & AUDIO VISUAL CONSULTANT
CERAMI & ASSOCIATES
404 Fifth Avenue, New York, NY 10018 212-370-1776

LIGHTING CONSULTANT
ILLUMINATION ARTS
690 Bloomfield Avenue, Suite 101, Bloomfield NJ 07003 973-771-1556

LANDSCAPE CONSULTANT
W ARCHITECTURE & LANDSCAPE ARCHITECTURE, LLC
155 Fifth Avenue Third Floor New York, NY 10010 P 212-981-3933 F 212-620-0798

CIVIL ENGINEER & HAZMAT
LANGAN
21 Penn PLaza 360 West 31st Street 8th Floor New York, NY 10001 212.479.5400 212.479.5444 (fax)

ELEVATOR CONSULTANT
VDA (VAN DEUSEN & ASSOCIATES)
Seven Penn Plaza, Suite 404 New York, NY 10001 Phone: 212-868-9090 Fax: 212-868-9099

IT CONSULTANT
GRID ASSOCIATES, LLC
P.O. Box 1785 Hoboken, NJ 07030 T 646.722.6600 / F 646.722.6625

SUSTAINABILITY / LEED
YR&G
161 Bowery - 4th Floor, New York, NY 10002 T 917.677.8023 / F 917.677.8023

COST ESTIMATING CONSULTANT
TOSCANO CLEMENTS TAYLOR, LLC
16 Oakwood Road Huntington, NY 11743 T 631.392.1400 / F 631.392.1399

C.I.T.L. PROJ. # 29402
SUNY PURCHASE COLLEGE
735 ANDERSON HILL ROAD | PURCHASE, NY 10577

DRAWING TITLE:

AUDIOVISUAL-ADD ALTERNATE FACILITY CONCOURSE (BASEMENT LEVEL) RCP

Seal:

Drawn: AJC
Checked: BJM
Reviewed: BJM
Date:
Scale: 1/8" = 1'-0"

Project No.: 29402 (SUCF) / 09018.L00 (FXF)
Cad File:
Drawing No.:

TA212.0_AA

© 2009 FXFOWLE ARCHITECTS, LLP | ALL RIGHTS RESERVED

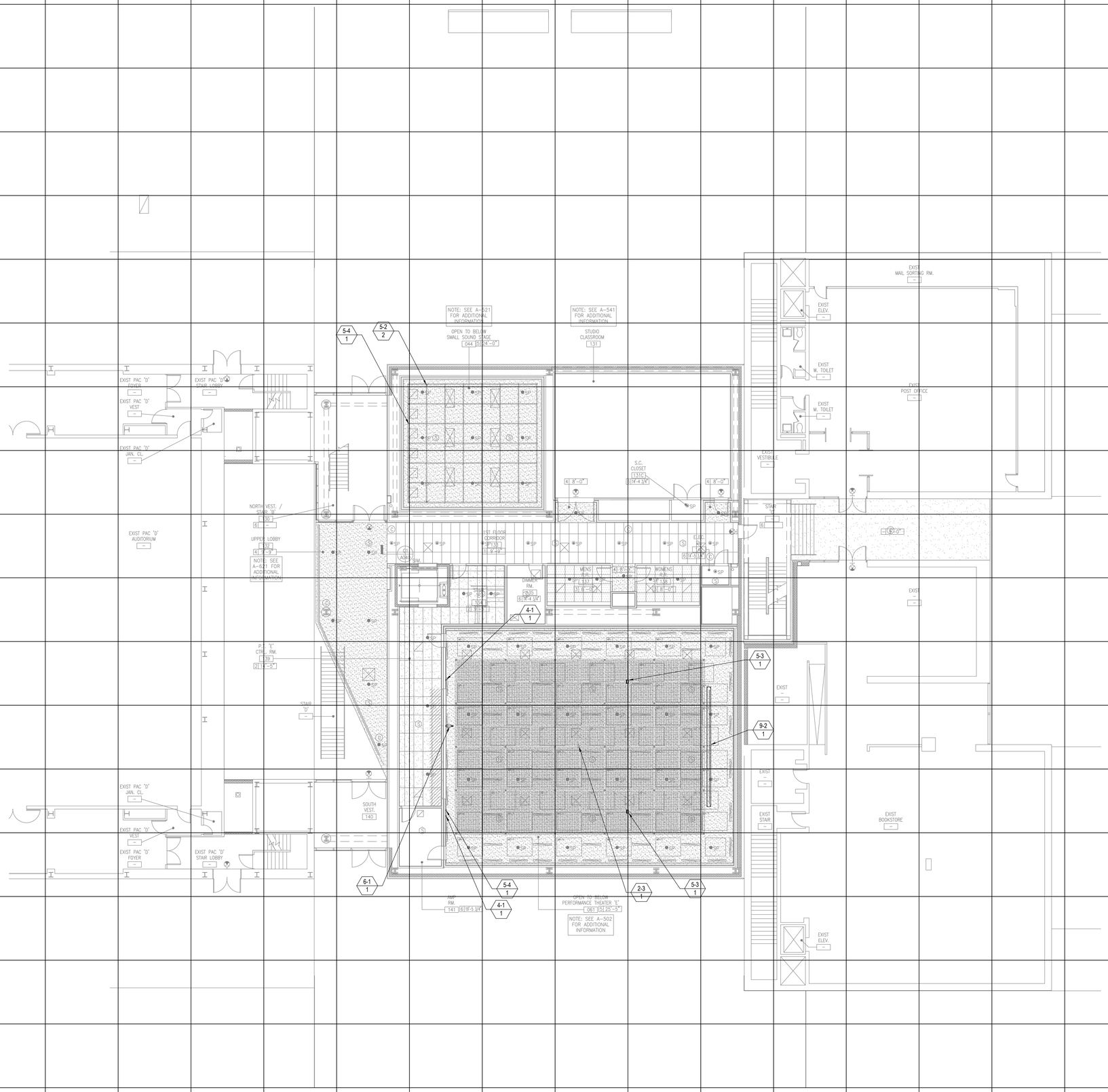

FACILITY KEYNOTE LEGEND

1 - # QTY	*EQUIPMENT RACKS:* 1 - 1 Full Height
2 - # QTY	*CONNECTIVITY:* 2 - 1 Floor Box 2 - 2 Wall Plate 2 - 3 Access Point at Ceiling Pipe Grid
3 - # QTY	*CONTROL/SCHEDULING:* 3 - 1 Wall Mounted Controller 3 - 2 Volume Controller 3 - 3 Raise Lower Switch
4 - # QTY	*AUDIO INPUT:* 4 - 1 Wireless Microphone Antenna
5 - # QTY	*AUDIO OUTPUT:* 5 - 1 Ceiling Recessed Loudspeaker 5 - 2 Portable speaker Mounted on Pipe Grid 5-2A Portable Speaker Mounted on Catwalk 5 - 3 Portable Subwoofer Loudspeaker Mounted on Pipe Grid 5 - 4 Assistive Listening Emitter/Antenna 5 - 5 Ceiling Hanging Pendant Speaker
6 - # QTY	*VIDEO ORIGIN/SOURCE:* 6 - 1 LOW LIGHT VIDEO CAMERA
7 - # QTY	*VIDEO DISPLAY (Type 1):* 7 - 1 (70") Wall Mounted Flat Panel Display 7 - 2 (55") Wall Mounted Flat Panel Display 7 - 3 (55") Wall Mounted Digital Signage Display 7 - 4 (46") Wall Mounted Flat Panel Display
8 - # QTY	*VIDEO DISPLAY (Type 2):* 8 - 1 Video Projector; Pole Mounted 8 - 2 Video Projector; Fixed at Projection Booth 8 - 3 Video Projector; OFF
9 - # QTY	*VIDEO DISPLAY (Type 3):* 9 - 1 (50"Hx80"W) Ceiling Recessed Front Projection Screen 9 - 1A (50"Hx80"W) Wall Mounted Front Projection Screen 9 - 2 (164"Hx256"W) Ceiling Mounted Suspended Front Projection Screen. See TV and TR drawings for exact rigging details and locations. 9 - 3 120" x 213" Ceiling Recessed Front Projection Screen 9 - 4 (65" X 116) Ceiling Recessed Front Projection Screen 9 - 5 Painted projection surface 9 - 6 57.5" x 92" Ceiling Recessed Front Projection Screens 9 - 7 108" x 192" Ceiling Mounted Suspended Front Projection Screen. See TV and TR drawings for exact rigging details and locations.
10 - # QTY	*MISCELLANEOUS:* 10 - 1 Theatrical Intercom

NOTE: EQUIPMENT SHOWN IN THIS SERIES IS FOR REFERENCE AND COORDINATION ONLY AND WILL BE FURNISHED BY THE OWNER. REFER TO GENERAL SPEC SECTION 011110 AND AUDIOVISUAL SPEC SECTION 274000

MATERIAL KEYING LEGEND:

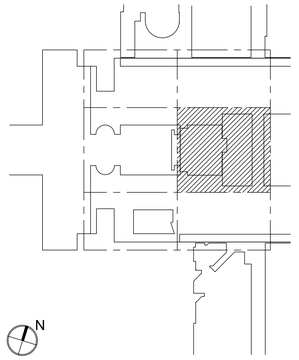

KEY PLAN

NO.	REVISIONS | SUBMISSIONS	DATE
5	GROUP III AV BID DOCUMENTS	09.06.2017
2	BID DOCUMENTS	05.28.2014
1	DESIGN MANUAL PHASE SUBMISSION	04.01.2013

FXFOWLE

FXFOWLE ARCHITECTS, LLP | 22 WEST 19TH STREET | NEW YORK, NY 10011 | T 212.627.1700 | F 212.463.8716 | WWW.FXFOWLE.COM

STRUCTURAL ENGINEER:
DESIMONE CONSULTING ENGINEERS
18 West 18th Street, 10th Floor, New York, New York 10011 212-532-2211

MECHANICAL, ELECTRICAL, PLUMBING, FIRE PROTECTION ENGINEER:
COLLADO ENGINEERING
2 Holland Avenue, White Plains, NY 10603 914-332-7658

THEATER PLANNING CONSULTANT
FISHER DACHS ASSOCIATES
22 West 19th Street, 6th Floor, New York, NY 10011 212-691-3020

ACOUSTICS & AUDIO / VISUAL CONSULTANT
CERAMI & ASSOCIATES
404 Fifth Avenue, New York, NY 10018 212-370-1776

LIGHTING CONSULTANT
ILLUMINATION ARTS
650 Bloomfield Avenue, Suite 101, Bloomfield NJ 07003 973-771-1556

LANDSCAPE CONSULTANT
W ARCHITECTURE & LANDSCAPE ARCHITECTURE, LLC
155 Fifth Avenue Third Floor New York, NY 10010 P 212-981-3933 F 212-620-0798

CIVIL ENGINEER & HAZMAT
LANGAN
21 Penn Plaza 360 West 31st Street 8th Floor New York, NY 10001 212.479.5400 212.479.5444 (fax)

ELEVATOR CONSULTANT
VDA (VAN DEUSEN & ASSOCIATES)
Seven Penn Plaza, Suite 404 New York, NY 10001 Phone: 212-868-9090 Fax: 212-868-9099

IT CONSULTANT
GRID ASSOCIATES, LLC
P.O. Box 1785 Hoboken, NJ 07030 T 646.722.6600 / F 646.722.6625

SUSTAINABILITY / LEED
YR&G
161 Bowery - 4th Floor, New York, NY 10002 T 917.677.8023 / F 917.677.8023

COST ESTIMATING CONSULTANT
TOSCANO CLEMENTS TAYLOR, LLC
16 Oakwood Road Huntington, NY 11743 T 631.392.1400 / F 631.392.1399

C.I.T.L. PROJ. # 29402
SUNY PURCHASE COLLEGE
735 ANDERSON HILL ROAD | PURCHASE, NY 10577

DRAWING TITLE:

AUDIOVISUAL-FACILITY - CITL BUILDING 1ST FLOOR (PLAZA LEVEL) PLAN

Seal:

Drawn: AJC
Checked: BJM
Reviewed: BJM
Date:
Scale: 1/8" = 1'-0"

Project No.: 29402 (SUCF) / 09018.L00 (FXF)
Cad File:
Drawing No.:

TA-213.0

© 2009 FXFOWLE ARCHITECTS, LLP | ALL RIGHTS RESERVED

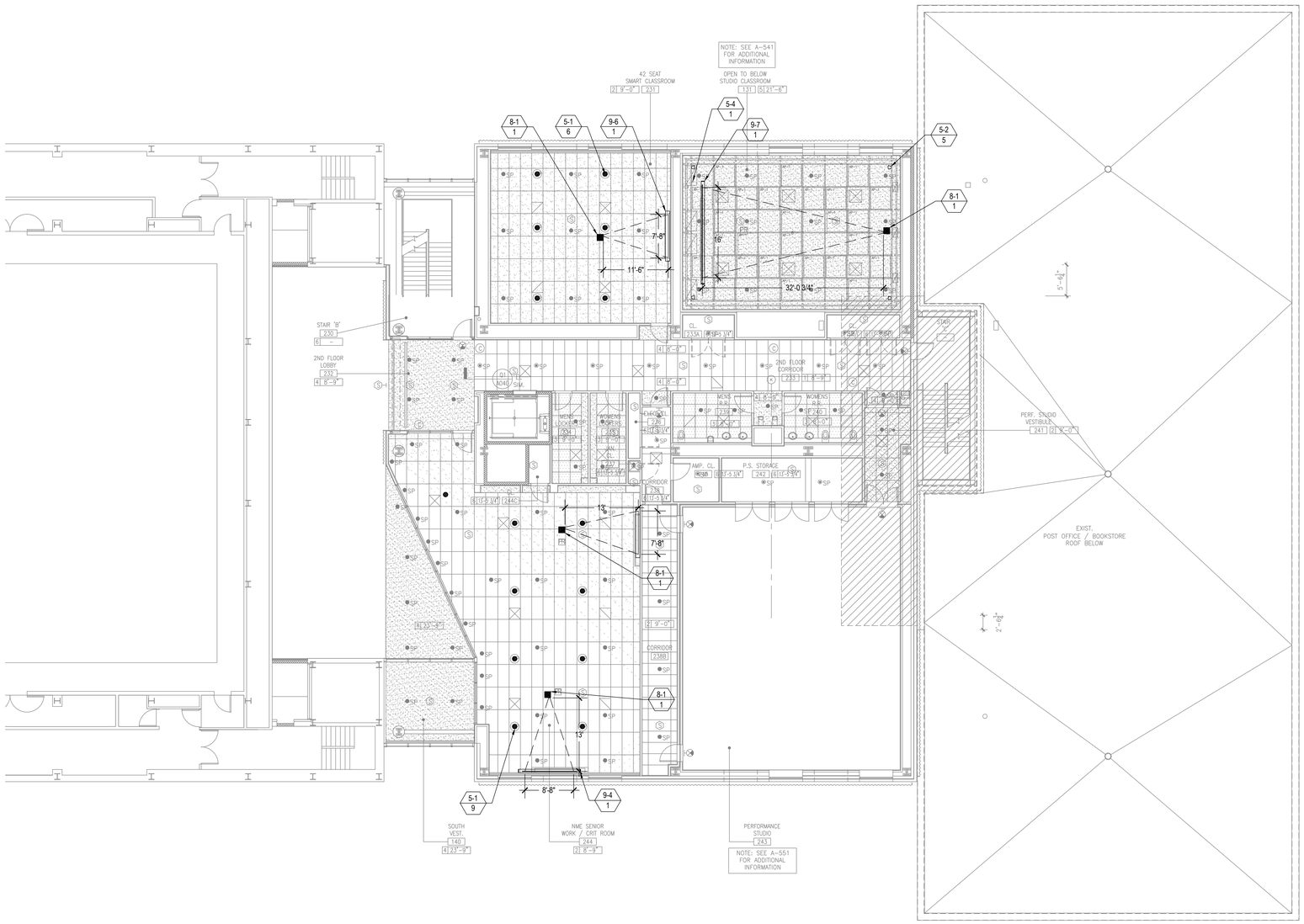

FACILITY KEYNOTE LEGEND

1 - # QTY	*EQUIPMENT RACKS:* 1 - 1 Full Height
2 - # QTY	*CONNECTIVITY:* 2 - 1 Floor Box 2 - 2 Wall Plate 2 - 3 Access Point at Ceiling Pipe Grid
3 - # QTY	*CONTROL/SCHEDULING:* 3 - 1 Wall Mounted Controller 3 - 2 Volume Controller 3 - 3 Raise Lower Switch
4 - # QTY	*AUDIO INPUT:* 4 - 1 Wireless Microphone Antenna
5 - # QTY	*AUDIO OUTPUT:* 5 - 1 Ceiling Recessed Loudspeaker 5 - 2 Portable speaker Mounted on Pipe Grid 5-2A Portable Speaker Mounted on Catwalk 5 - 3 Portable Subwoofer Loudspeaker Mounted on Pipe Grid 5 - 4 Assistive Listening Emitter/Antenna 5 - 5 Ceiling Hanging Pendant Speaker
6 - # QTY	*VIDEO ORIGIN/SOURCE:* 6 - 1 LOW LIGHT VIDEO CAMERA
7 - # QTY	*VIDEO DISPLAY (Type 1):* 7 - 1 (70") Wall Mounted Flat Panel Display 7 - 2 (55") Wall Mounted Flat Panel Display 7 - 3 (55") Wall Mounted Digital Signage Display 7 - 4 (46") Wall Mounted Flat Panel Display
8 - # QTY	*VIDEO DISPLAY (Type 2):* 8 - 1 Video Projector; Pole Mounted 8 - 2 Video Projector; Fixed at Projection Booth 8 - 3 Video Projector; OFE
9 - # QTY	*VIDEO DISPLAY (Type 3):* 9 - 1 (50"Hx80"W) Ceiling Recessed Front Projection Screen 9 - 1A (50"Hx80"W) Wall Mounted Front Projection Screen 9 - 2 (144"Hx256"W) Ceiling Mounted Suspended Front Projection Screen. See TV and TR drawings for exact rigging details and locations. 9 - 3 120" x 213" Ceiling Recessed Front Projection Screen 9 - 4 (65" X 116) Ceiling Recessed Front Projection Screen 9 - 5 Painted projection surface 9 - 6 57.5" x 92" Ceiling Recessed Front Projection Screens 9 - 7 108" x 192" Ceiling Mounted Suspended Front Projection Screen. See TV and TR drawings for exact rigging details and locations.

MATERIAL KEYING LEGEND:

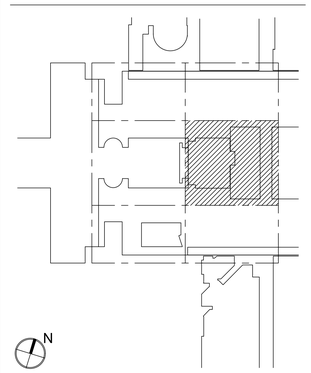

KEY PLAN

NO.	REVISIONS | SUBMISSIONS	DATE
5	GROUP III AV BID DOCUMENTS	09.06.2017
2	BID DOCUMENTS	05.28.2014
1	DESIGN MANUAL PHASE SUBMISSION	04.01.2013

FXFOWLE

FXFOWLE ARCHITECTS, LLP | 22 WEST 19TH STREET | NEW YORK, NY 10011 | T 212.627.1700 | F 212.463.8716 | WWW.FXFOWLE.COM

STRUCTURAL ENGINEER:
DESIMONE CONSULTING ENGINEERS
18 West 18th Street, 10th Floor, New York, New York 10011 212-532-2211

MECHANICAL, ELECTRICAL, PLUMBING, FIRE PROTECTION ENGINEER:
COLLADO ENGINEERING
2 Holland Avenue, White Plains, NY 10603 914-332-7658

THEATER PLANNING CONSULTANT
FISHER DACHS ASSOCIATES
22 West 19th Street, 6th Floor, New York, NY 10011 212-691-3020

ACOUSTICS & AUDIO / VISUAL CONSULTANT
CERAMI & ASSOCIATES
404 Fifth Avenue, New York, NY 10018 212-370-1776

LIGHTING CONSULTANT
ILLUMINATION ARTS
650 Bloomfield Avenue, Suite 101, Bloomfield NJ 07003 973-771-1556

LANDSCAPE CONSULTANT
W ARCHITECTURE & LANDSCAPE ARCHITECTURE, LLC
155 Fifth Avenue Third Floor New York, NY 10010 P 212-981-3603 F 212-620-0798

CIVIL ENGINEER & HAZMAT
LANGAN
21 Penn PLaza 360 West 31st Street 8th Floor New York, NY 10001 212.479.5400 212.479.5444 (fax)

ELEVATOR CONSULTANT
VDA (VAN DEUSEN & ASSOCIATES)
Seven Penn Plaza, Suite 404 New York, NY 10001 Phone: 212-868-9090 Fax: 212-868-9099

IT CONSULTANT
GRID ASSOCIATES, LLC
P.O. Box 1785 Hoboken, NJ 07030 T 646.722.6600 / F 646.722.6625

SUSTAINABILITY / LEED
YR&G
161 Bowery - 4th Floor, New York, NY 10002 T 917.677.8023 / F 917.677.8023

COST ESTIMATING CONSULTANT
TOSCANO CLEMENTS TAYLOR, LLC
16 Oakwood Road Huntington, NY 11743 T 631.392.1400 / F 631.392.1399

C.I.T.L. PROJ. # 29402
SUNY PURCHASE COLLEGE
735 ANDERSON HILL ROAD | PURCHASE, NY 10577

DRAWING TITLE:

AUDIOVISUAL-FACILITY - CITL BUILDING 2ND FLOOR (PLAZA +1 LEVEL) RCP

Seal:

Drawn: AJC
Checked: BJM
Reviewed: BJM
Date:
Scale: 1/8" = 1'-0"

Project No.: 29402 (SUCF) / 09018.L00 (FXF)
Cad File:
Drawing No.:

TA-214.0

© 2009 FXFOWLE ARCHITECTS, LLP | ALL RIGHTS RESERVED

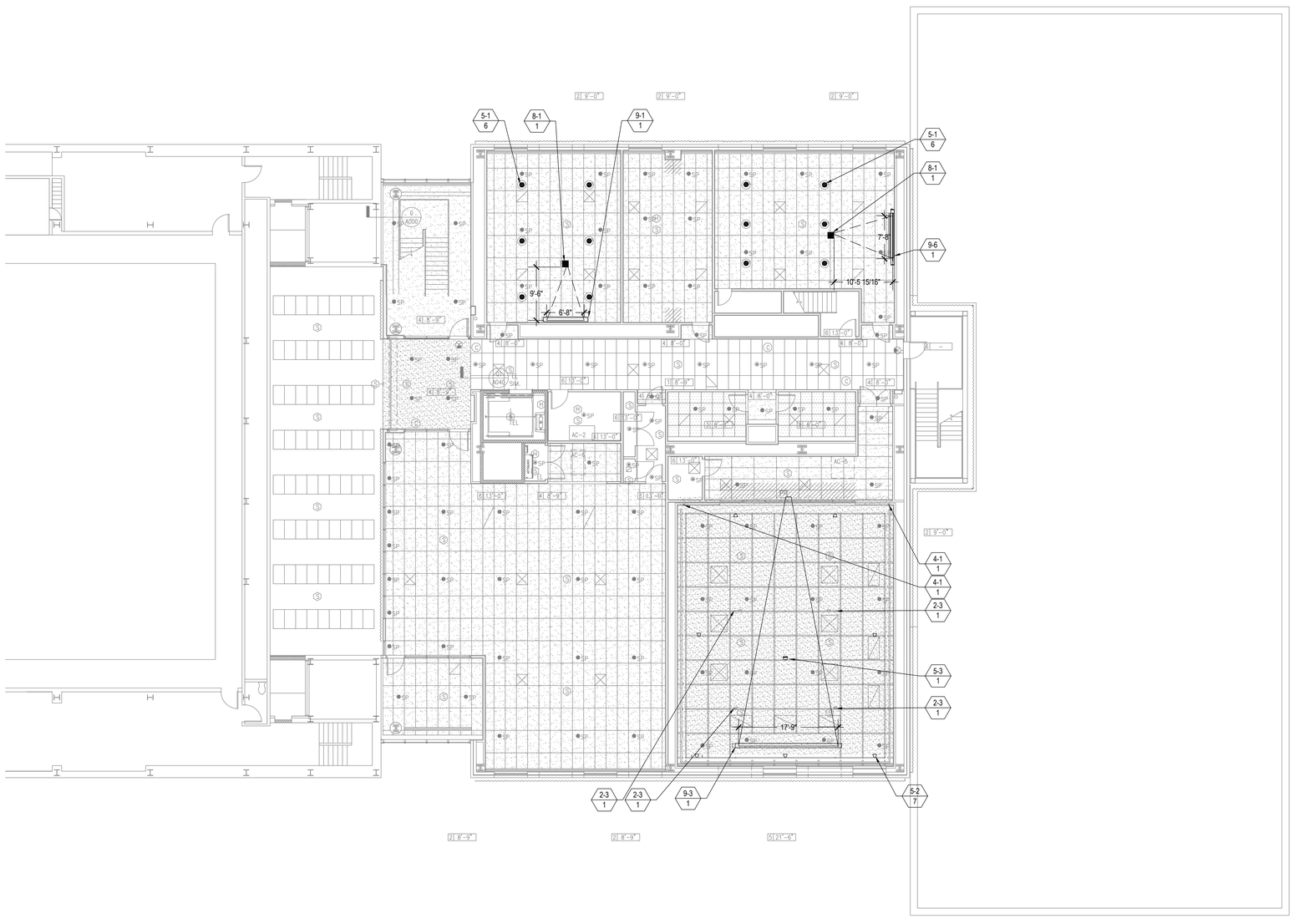

FACILITY KEYNOTE LEGEND

1 - # QTY	*EQUIPMENT RACKS:* 1 - 1 Full Height
2 - # QTY	*CONNECTIVITY:* 2 - 1 Floor Box 2 - 2 Wall Plate 2 - 3 Access Point at Ceiling Pipe Grid
3 - # QTY	*CONTROL/SCHEDULING:* 3 - 1 Wall Mounted Controller 3 - 2 Volume Controller 3 - 3 Raise Lower Switch
4 - # QTY	*AUDIO INPUT:* 4 - 1 Wireless Microphone Antenna
5 - # QTY	*AUDIO OUTPUT:* 5 - 1 Ceiling Recessed Loudspeaker 5 - 2 Portable speaker Mounted on Pipe Grid 5-2A Portable Speaker Mounted on Catwalk 5 - 3 Portable Subwoofer Loudspeaker Mounted on Pipe Grid 5 - 4 Assistive Listening Emitter/Antenna 5 - 5 Ceiling Hanging Pendant Speaker
6 - # QTY	*VIDEO ORIGIN/SOURCE:* 6 - 1 LOW LIGHT VIDEO CAMERA
7 - # QTY	*VIDEO DISPLAY (Type 1):* 7 - 1 (70") Wall Mounted Flat Panel Display 7 - 2 (55") Wall Mounted Flat Panel Display 7 - 3 (55") Wall Mounted Digital Signage Display 7 - 4 (46") Wall Mounted Flat Panel Display
8 - # QTY	*VIDEO DISPLAY (Type 2):* 8 - 1 Video Projector; Pole Mounted 8 - 2 Video Projector; Fixed at Projection Booth 8 - 3 Video Projector; OFE
9 - # QTY	*VIDEO DISPLAY (Type 3):* 9 - 1 (50"Hx80"W) Ceiling Recessed Front Projection Screen 9 - 1A (50"Hx80"W) Wall Mounted Front Projection Screen 9 - 2 (144"Hx256"W) Ceiling Mounted Suspended Front Projection Screen. See TV and TR drawings for exact rigging details and locations. 9 - 3 120" x 213" Ceiling Recessed Front Projection Screen 9 - 4 (65" X 116) Ceiling Recessed Front Projection Screen 9 - 5 Painted projection surface 9 - 6 57.5" x 92" Ceiling Recessed Front Projection Screens 9 - 7 108" x 192" Ceiling Mounted Suspended Front Projection Screen. See TV and TR drawings for exact rigging details and locations.

MATERIAL KEYING LEGEND:

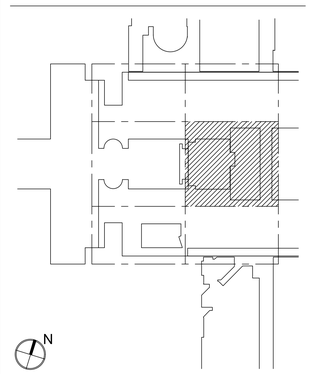

KEY PLAN

NO.	REVISIONS | SUBMISSIONS	DATE
5	GROUP III AV BID DOCUMENTS	09.08.2017
2	BID DOCUMENTS	05.28.2014
1	DESIGN MANUAL PHASE SUBMISSION	04.01.2013

FXFOWLE

FXFOWLE ARCHITECTS, LLP | 22 WEST 19TH STREET | NEW YORK, NY 10011 | T 212.627.1700 | F 212.463.8716 | WWW.FXFOWLE.COM

STRUCTURAL ENGINEER:
DESIMONE CONSULTING ENGINEERS
18 West 18th Street, 10th Floor, New York, New York 10011 212-532-2211

MECHANICAL, ELECTRICAL, PLUMBING, FIRE PROTECTION ENGINEER:
COLLADO ENGINEERING
2 Holland Avenue, White Plains, NY 10603 914-332-7658

THEATER PLANNING CONSULTANT
FISHER DACHS ASSOCIATES
22 West 19th Street, 6th Floor, New York, NY 10011 212-691-3020

ACOUSTICS & AUDIO VISUAL CONSULTANT
CERAMI & ASSOCIATES
404 Fifth Avenue, New York, NY 10018 212-370-1776

LIGHTING CONSULTANT
ILLUMINATION ARTS
690 Bloomfield Avenue, Suite 101, Bloomfield NJ 07003 973-771-1556

LANDSCAPE CONSULTANT
W ARCHITECTURE & LANDSCAPE ARCHITECTURE, LLC
155 Fifth Avenue Third Floor New York, NY 10010 P 212-981-3933 F 212-620-0798

CIVIL ENGINEER & HAZMAT
LANGAN
21 Penn PLaza 360 West 31st Street 8th Floor New York, NY 10001 212.479.5400 212.479.5444 (fax)

ELEVATOR CONSULTANT
VDA (VAN DEUSEN & ASSOCIATES)
Seven Penn Plaza, Suite 404 New York, NY 10001 Phone: 212-868-9090 Fax: 212-868-9099

IT CONSULTANT
GRID ASSOCIATES, LLC
P.O. Box 1785 Hoboken, NJ 07030 T 646.722.6600 / F 646.722.6625

SUSTAINABILITY / LEED
YR&G
161 Bowery - 4th Floor, New York, NY 10002 T 917.677.8023 / F 917.677.8023

COST ESTIMATING CONSULTANT
TOSCANO CLEMENTS TAYLOR, LLC
16 Oakwood Road Huntington, NY 11743 T 631.392.1400 / F 631.392.1399

C.I.T.L. PROJ. # 29402
SUNY PURCHASE COLLEGE
735 ANDERSON HILL ROAD | PURCHASE, NY 10577

DRAWING TITLE:

AUDIOVISUAL-FACILITY - CITL BUILDING 3RD FLOOR (PLAZA +2 LEVEL) RCP

Seal:

Drawn: AJC
Checked: BJM
Reviewed: BJM
Date:
Scale: 1/8" = 1'-0"

Project No.: 29402 (SUCF) / 09018.L00 (FXF)
Cad File:
Drawing No.: TA-215.0

© 2009 FXFOWLE ARCHITECTS, LLP | ALL RIGHTS RESERVED

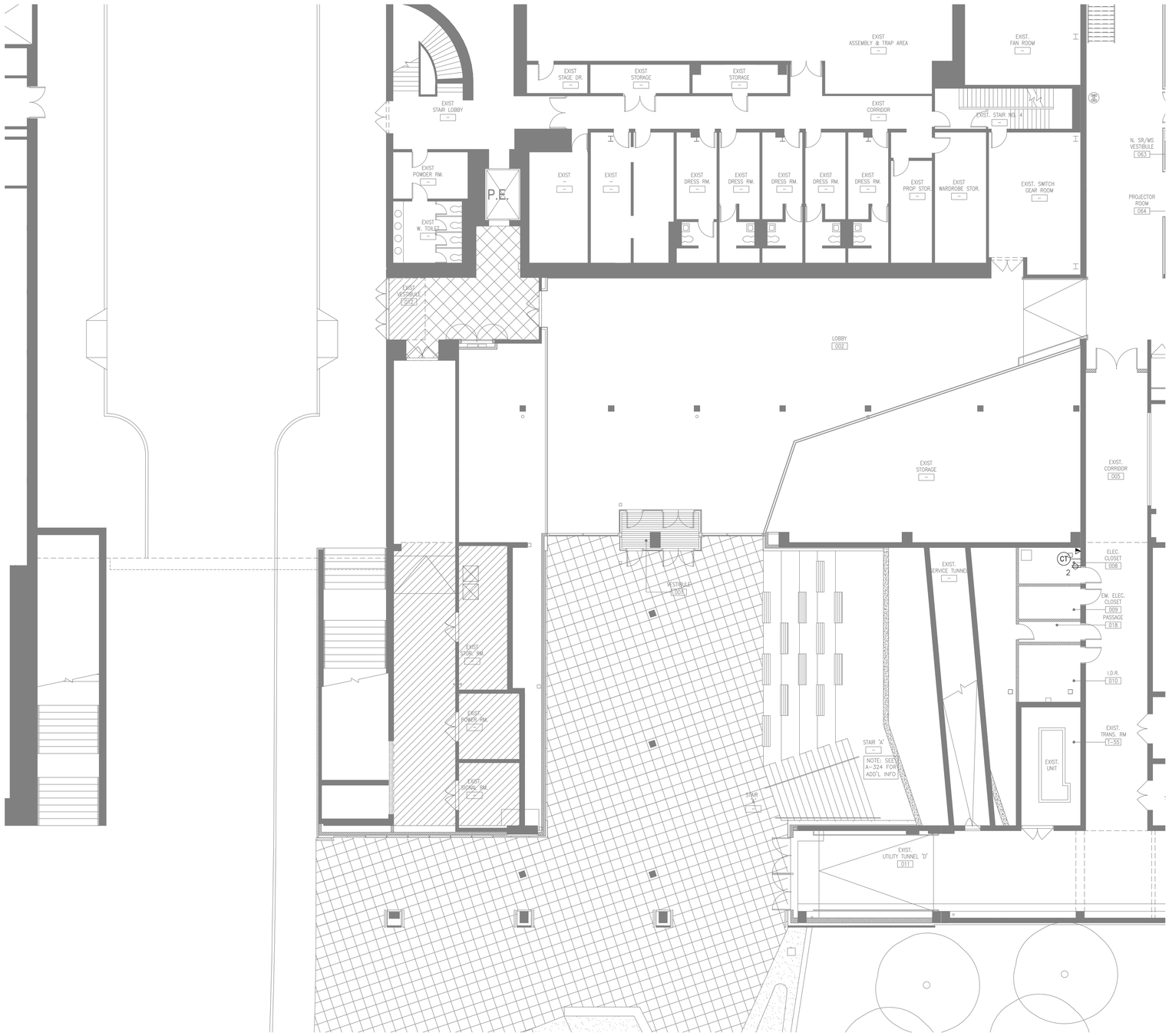

AUDIOVISUAL ELECTRICAL LEGEND

SYMBOL	DESCRIPTION
AV	MULTI-DISCIPLINE FLOOR BOX OR POKE-THRU, WITH HINGED COVER PLATE AND CARPET FLANGE; WITH DIVIDED COMPARTMENTS FOR SHARED ACCESS WITH VOICE, DATA AND 120VAC POWER. FLUSH MOUNT IN FLOOR UNLESS OTHERWISE INDICATED. (4" DEEP MINIMUM) UNLESS OTHERWISE INDICATED. SEE AUDIOVISUAL DETAIL SHEETS.
CT	SCREW COVER JUNCTION BOX FOR AUDIOVISUAL CONDUIT TERMINATION; SIZED ACCORDINGLY. ALL CONDUITS TERMINATE AT THIS BOX UNLESS OTHERWISE INDICATED.
AV	MULTI-DISCIPLINE IN-WALL BOX; WITH DIVIDED COMPARTMENTS FOR SHARED ACCESS WITH VOICE, DATA AND 120VAC POWER. MOUNT FLUSH WITH FINISHED WALL TREATMENT, BEHIND DISPLAY, UNLESS OTHERWISE INDICATED. SEE AUDIOVISUAL DETAIL SHEETS.
AV	GANGABLE WALL BOX, 4-11/16" HIGH X 2-1/2" DEEP, FOR AUDIO/VIDEO RECEPTACLES. MOUNT FLUSH WITH FINISHED WALL TREATMENT, AT BASE BUILDING ELECTRICAL SWITCH HEIGHT UNLESS OTHERWISE INDICATED. SUBNUMBER INDICATE GANG #
AV	WALL BOX, HEIGHT AND WIDTH AS SPECIFIED, FOR AUDIO/VIDEO RECEPTACLES. MOUNT FLUSH WITH FINISHED WALL TREATMENT, AT BASE BUILDING ELECTRICAL SWITCH HEIGHT UNLESS OTHERWISE INDICATED.
IC	GANGABLE WALL BOX, 4-11/16" HIGH X 2-1/2" DEEP, FOR INTERCOM RECEPTACLES. MOUNT FLUSH WITH FINISHED WALL TREATMENT, AT BASE BUILDING ELECTRICAL SWITCH HEIGHT UNLESS OTHERWISE INDICATED. SUBNUMBER INDICATES GANG #
VC	GANGABLE WALL BOX, 4-11/16" HIGH X 2-1/2" DEEP, FOR WALL MOUNTED VOLUME CONTROLLER. MOUNT FLUSH WITH FINISHED WALL TREATMENT; COORDINATE HEIGHT WITH ARCHITECTURAL AND ADA REQUIREMENTS. SUBNUMBER INDICATES GANG #
CTL	BACK BOX FOR WALL-MOUNTED AUDIOVISUAL CONTROL SYSTEM TOUCH PANEL . BACK BOX TO BE OEM BY MANUFACTURER; REFERENCED TO MODEL NUMBER. MOUNT FLUSH WITH FINISHED WALL TREATMENT; COORDINATE HEIGHT WITH ARCHITECTURAL AND ADA REQUIREMENTS.
ANT	SINGLE-GANG WALL BOX, 4-11/16" HIGH X 2-1/2" DEEP, FOR MICROPHONE ANTENNA OR ASSISTIVE LISTENING ANTENNA. MOUNT FLUSH WITH FINISHED WALL TREATMENT; AT SPECIFIED HEIGHT. SUBNUMBER INDICATES GANG #
S SW	SINGLE-GANG WALL BOX, 4-11/16" HIGH X 2-1/2" DEEP, WITH 1-1/4" CONDUIT KNOCKOUTS AND BLANK COVER PLATE; FOR PIPE MOUNTED SPEAKER OR SUBWOOFER. MOUNT ON PIPE GRID.
$R/L	WALL SWITCH FOR PROJECTION SCREEN, RAISE/STOP/LOWER; SUPPLIED WITH SCREEN. MOUNT FLUSH WITH FINISHED WALL TREATMENT, AT BASE BUILDING ELECTRICAL SWITCH HEIGHT UNLESS OTHERWISE INDICATED.
	POWER RECEPTACLE, DUPLEX, 120 VAC, 20 AMP, HOSPITAL GRADE ORANGE. MOUNT AT BASE BUILDING OUTLET HEIGHT, UNLESS OTHERWISE INDICATED.
	WALL-MOUNTED TELECOM VOICE/DATA OUTLET BOX; QUANTITY AND TYPE OF CABLING AS PER PROJECT STANDARDS, UNLESS OTHERWISE NOTED. REFER TO THE ARCHITECTURAL DRAWINGS FOR DIMENSIONED LOCATION; MOUNT AT BASE BUILDING OUTLET HEIGHT, UNLESS OTHERWISE INDICATED.
AV	GANGABLE WALL BOX, 4-11/16" HIGH X 2-1/2" DEEP, WITH 1-1/4" CONDUIT KNOCKOUTS AND BLANK COVER PLATE; FOR AUDIOVISUAL CONNECTIVITY. MOUNT FLUSH WITH FINISHED CEILING TREATMENT. SUBNUMBER INDICATES NUMBER OF GANG.
CS	CEILING LOUDSPEAKER BACK BOX, GRILLE AND TILE BRIDGE. MOUNT FLUSH WITH FINISHED CEILING, AS SHOWN ON THE ARCHITECTURAL CEILING PLANS, UNLESS OTHERWISE INDICATED. CONFIRM THE INTEGRITY OF THE CEILING GRID SYSTEM WITH THE STRUCTURAL ENGINEER.
M/AV	PROJECTION SCREEN, PROJECTOR LIFT OR SHADE WITH LOW-VOLTAGE INTERFACE, SUPPLIED WITH DEVICE. MOUNT ABOVE FINISHED CEILING UNLESS OTHERWISE INDICATED. MAINTENANCE ACCESS TO BOX SHALL BE PROVIDED IN NON-ACCESSIBLE CEILINGS. PROVIDE UTILITY-GRADE 120VAC UNLESS OTHERWISE INDICATED.
	POWER RECEPTACLE, DUPLEX, 120 VAC, 20 AMP, HOSPITAL GRADE ORANGE, SEPARATE CIRCUIT. MOUNT FLUSH WITH FINISHED CEILING UNLESS OTHERWISE INDICATED.
	CEILING MOUNTED TELECOM DATA OUTLET BOX; QUANTITY AND TYPE OF CABLING AS PER PROJECT STANDARDS, UNLESS OTHERWISE INDICATED. REFER TO THE ARCHITECTURAL DRAWINGS FOR DIMENSIONED LOCATION.

AUDIOVISUAL ELECTRICAL NOTES

1. POWER AND DATA ON THE AV DRAWINGS ARE "FOR REFERENCE ONLY". PLEASE REFER TO ELECTRICAL AND LOW VOLTAGE DRAWINGS FOR EXACT QUANTITIES AND LOCATIONS. ASSOCIATED AV CONDUIT AND BOXES ON THE AV DRAWINGS ARE FOR DESIGN AND CONSTRUCTION ISSUE.
2. WHERE EXACT DIMENSIONS ARE NOT CALLED FOR, THE SCALE OF THIS DRAWING IS SUFFICIENTLY ACCURATE FOR DETERMINING ROUGH LOCATION OF EQUIPMENT, JUNCTION BOXES, OUTLET BOXES, WIREWAYS, PANELS, ETC. WHERE EXACT DIMENSIONS ARE CALLED FOR, THE REFERENCE SURFACE SHALL BE THE FINAL FINISHED SURFACE INCLUDING ANY ACOUSTICAL TREATMENT. ROOM DIMENSIONS ON THIS DRAWING HAVE BEEN TAKEN FROM PRELIMINARY ARCHITECTURAL DRAWINGS.
3. POWER CONDUIT, POWER WIREWAYS AND POWER JUNCTION BOXES ARE TO BE REVIEWED BY THE ELECTRICAL ENGINEER FOR CODE COMPLIANCE.
4. EMPTY CONDUITS RUNS ON THIS DRAWING SHOW ONLY INTERCONNECTION BETWEEN THE TERMINATION POINTS. THE EXACT PATH OF CONDUIT ARE TO BE DETERMINED BY FIELD CONDITIONS.
5. ALL EMPTY CONDUIT ON THIS DRAWING TO BE 1" UNLESS OTHERWISE NOTED. ALL EMPTY CONDUIT SHALL BE DEBURRED, CLEANED, CAPPED, TAGGED AND FURNISHED WITH PULL WIRES.
6. THERE SHALL BE A MINIMUM OF ONE PULL BOX FOR EVERY 100 FEET OF STRAIGHT EMPTY CONDUIT AND A PULL BOX FOR MORE THAN TWO 90° BENDS IN A CONDUIT RUN.
7. POWER RECEPTACLES SHOWN ON THIS DRAWING ARE DEDICATED TO SPECIFIC AUDIOVISUAL AND TELEVISION EQUIPMENT. REFER TO ELECTRICAL DRAWINGS FOR ADDITIONAL UTILITY POWER RECEPTACLES.
8. POWER BREAKER PANELS ARE SIZED AND SPECIFIED BY THE ELECTRICAL ENGINEER, REFER TO ELECTRICAL DRAWINGS. ALL CIRCUITS SHALL BE PROTECTED BY 120VAC, 20 AMP BREAKERS UNLESS OTHERWISE DETAILED.
9. WHERE POWER CIRCUITS ARE SHOWN TERMINATING IN JUNCTION BOXES WITHOUT RECEPTACLES, THE WIRES SHALL BE TAPED AND THE BOXES COVERED. THESE CIRCUITS WILL BE CONNECTED BY OTHERS DURING INSTALLATION OF THE AUDIOVISUAL SYSTEMS EQUIPMENT.
10. THE METHOD OF INSTALLATION OF BOXES IN WALLS, AND THE METHOD OF PASSAGE OF CONDUITS AND WIREWAYS THROUGH ACOUSTICALLY SENSITIVE WALLS SHALL BE COORDINATED WITH THE ACOUSTICAL CONSULTANT.

MATERIAL KEYING LEGEND:

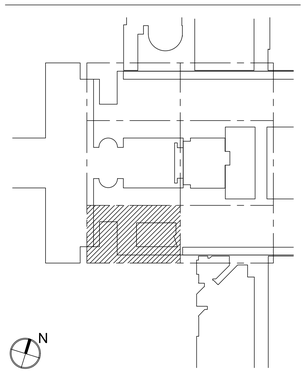

KEY PLAN

NO.	REVISIONS | SUBMISSIONS	DATE
5	GROUP III AV BID DOCUMENTS	09.08.2017
2	BID DOCUMENTS	05.28.2014
1	DESIGN MANUAL PHASE SUBMISSION	04.01.2013

FXFOWLE

FXFOWLE ARCHITECTS, LLP | 22 WEST 19TH STREET | NEW YORK, NY 10011 | T 212.627.1700 | F 212.463.8716 | WWW.FXFOWLE.COM

STRUCTURAL ENGINEER:
DESIMONE CONSULTING ENGINEERS
18 West 18th Street, 10th Floor, New York, New York 10011 212-532-2211

MECHANICAL, ELECTRICAL, PLUMBING, FIRE PROTECTION ENGINEER:
COLLADO ENGINEERING
2 Holland Avenue, White Plains, NY 10603 914-332-7658

THEATER PLANNING CONSULTANT
FISHER DACHS ASSOCIATES
22 West 19th Street, 6th Floor, New York, NY 10011 212-691-3020

ACOUSTICS & AUDIO VISUAL CONSULTANT
CERAMI & ASSOCIATES
404 Fifth Avenue, New York, NY 10018 212-370-1776

LIGHTING CONSULTANT
ILLUMINATION ARTS
690 Bloomfield Avenue, Suite 101, Bloomfield NJ 07003 973-771-1556

LANDSCAPE CONSULTANT
W ARCHITECTURE & LANDSCAPE ARCHITECTURE, LLC
155 Fifth Avenue Third Floor New York, NY 10010 P 212-981-3933 F 212-620-0798

CIVIL ENGINEER & HAZMAT
LANGAN
21 Penn PLaza 360 West 31st Street 8th Floor New York, NY 10001 212.479.5400 212.479.5444 (fax)

ELEVATOR CONSULTANT
VDA (VAN DEUSEN & ASSOCIATES)
Seven Penn Plaza, Suite 404 New York, NY 10001 Phone: 212-868-9090 Fax: 212-868-9099

IT CONSULTANT
GRID ASSOCIATES, LLC
P.O. Box 1785 Hoboken, NJ 07030 T 646.722.6600 / F 646.722.6625

SUSTAINABILITY / LEED
YR&G
161 Bowery - 4th Floor, New York, NY 10002 T 917.677.8023 / F 917.677.8023

COST ESTIMATING CONSULTANT
TOSCANO CLEMENTS TAYLOR, LLC
16 Oakwood Road Huntington, NY 11743 T 631.392.1400 / F 631.392.1399

C.I.T.L. PROJ. # 29402
SUNY PURCHASE COLLEGE
735 ANDERSON HILL ROAD | PURCHASE, NY 10577

DRAWING TITLE:
AUDIOVISUAL-ELECTRICAL - ENTRY PAVILION CONCOURSE (BASEMENT LEVEL) PLAN

Seal:

Drawn: AJC
Checked: BJM
Reviewed: BJM
Date:
Scale: 1/8" = 1'-0"

Project No.: 29402 (SUCF) / 09018.L00 (FXF)
Cad File:
Drawing No.:

TA-302.0

© 2009 FXFOWLE ARCHITECTS, LLP | ALL RIGHTS RESERVED

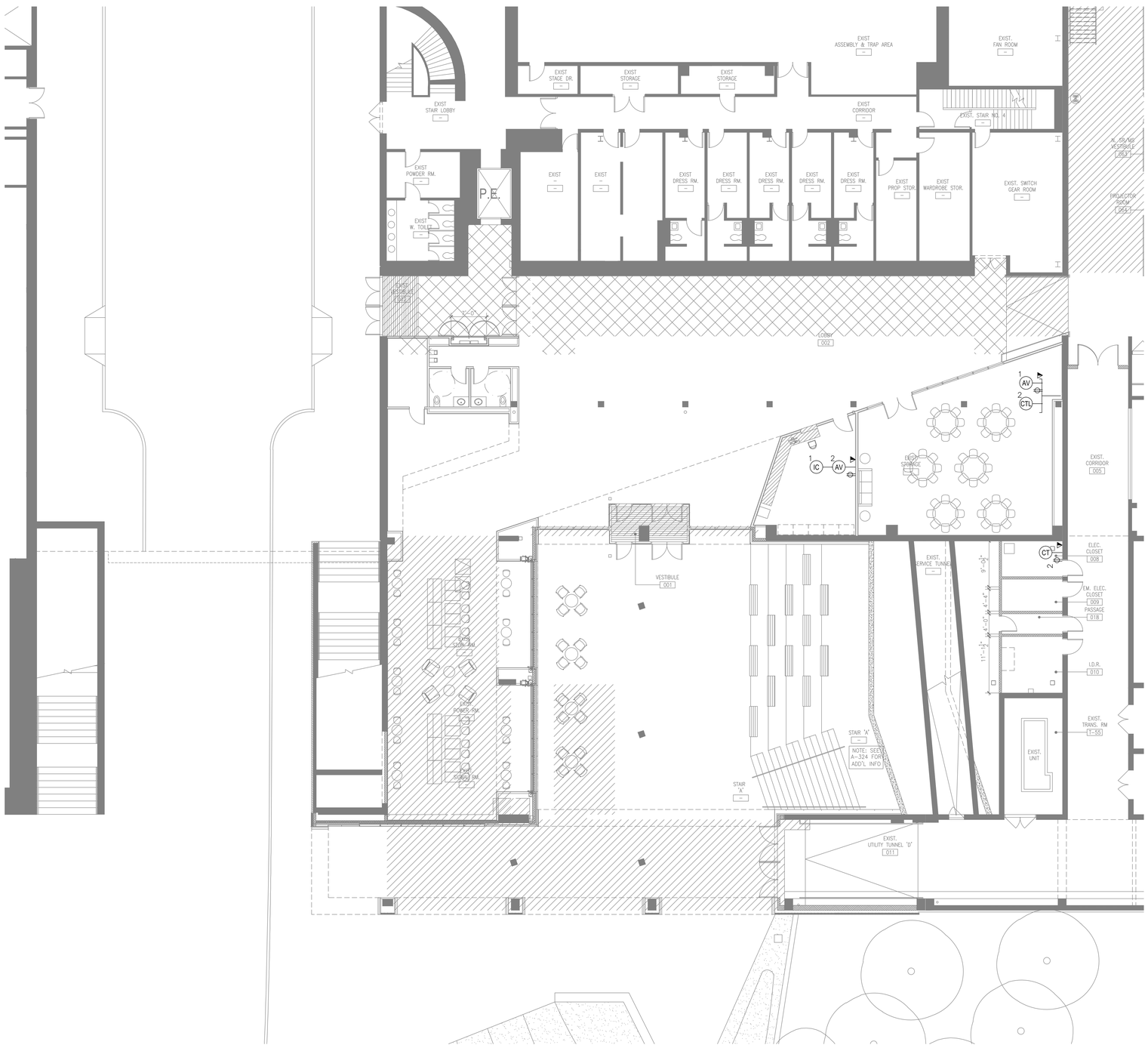

AUDIOVISUAL ELECTRICAL LEGEND

SYMBOL	DESCRIPTION
AV	MULTI-DISCIPLINE FLOOR BOX OR POKE-THRU, WITH HINGED COVER PLATE AND CARPET FLANGE; WITH DIVIDED COMPARTMENTS FOR SHARED ACCESS WITH VOICE, DATA AND 120VAC POWER. FLUSH MOUNT IN FLOOR UNLESS OTHERWISE INDICATED. (4" DEEP MINIMUM) UNLESS OTHERWISE INDICATED. SEE AUDIOVISUAL DETAIL SHEETS.
CT	SCREW COVER JUNCTION BOX FOR AUDIOVISUAL CONDUIT TERMINATION; SIZED ACCORDINGLY. ALL CONDUITS TERMINATE AT THIS BOX UNLESS OTHERWISE INDICATED.
AV	MULTI-DISCIPLINE IN-WALL BOX; WITH DIVIDED COMPARTMENTS FOR SHARED ACCESS WITH VOICE, DATA AND 120VAC POWER. MOUNT FLUSH WITH FINISHED WALL TREATMENT, BEHIND DISPLAY, UNLESS OTHERWISE INDICATED. SEE AUDIOVISUAL DETAIL SHEETS.
AV	GANGABLE WALL BOX, 4-11/16" HIGH X 2-1/2" DEEP, FOR AUDIO/VIDEO RECEPTACLES. MOUNT FLUSH WITH FINISHED WALL TREATMENT, AT BASE BUILDING ELECTRICAL SWITCH HEIGHT UNLESS OTHERWISE INDICATED. SUBNUMBER INDICATE GANG #
AV	WALL BOX, HEIGHT AND WIDTH AS SPECIFIED, FOR AUDIO/VIDEO RECEPTACLES. MOUNT FLUSH WITH FINISHED WALL TREATMENT, AT BASE BUILDING ELECTRICAL SWITCH HEIGHT UNLESS OTHERWISE INDICATED.
IC	GANGABLE WALL BOX, 4-11/16" HIGH X 2-1/2" DEEP, FOR INTERCOM RECEPTACLES. MOUNT FLUSH WITH FINISHED WALL TREATMENT, AT BASE BUILDING ELECTRICAL SWITCH HEIGHT UNLESS OTHERWISE INDICATED. SUBNUMBER INDICATES GANG #
VC	GANGABLE WALL BOX, 4-11/16" HIGH X 2-1/2" DEEP, FOR WALL MOUNTED VOLUME CONTROLLER. MOUNT FLUSH WITH FINISHED WALL TREATMENT; COORDINATE HEIGHT WITH ARCHITECTURAL AND ADA REQUIREMENTS. SUBNUMBER INDICATES GANG #
CTL	BACK BOX FOR WALL-MOUNTED AUDIOVISUAL CONTROL SYSTEM TOUCH PANEL . BACK BOX TO BE OEM BY MANUFACTURER; REFERENCED TO MODEL NUMBER. MOUNT FLUSH WITH FINISHED WALL TREATMENT; COORDINATE HEIGHT WITH ARCHITECTURAL AND ADA REQUIREMENTS.
ANT	SINGLE-GANG WALL BOX, 4-11/16" HIGH X 2-1/2" DEEP, FOR MICROPHONE ANTENNA OR ASSISTIVE LISTENING ANTENNA. MOUNT FLUSH WITH FINISHED WALL TREATMENT; AT SPECIFIED HEIGHT. SUBNUMBER INDICATES GANG #
S SW	SINGLE-GANG WALL BOX, 4-11/16" HIGH X 2-1/2" DEEP, WITH 1-1/4" CONDUIT KNOCKOUTS AND BLANK COVER PLATE; FOR PIPE MOUNTED SPEAKER OR SUBWOOFER. MOUNT ON PIPE GRID.
$ R/L	WALL SWITCH FOR PROJECTION SCREEN, RAISE/STOP/LOWER; SUPPLIED WITH SCREEN. MOUNT FLUSH WITH FINISHED WALL TREATMENT, AT BASE BUILDING ELECTRICAL SWITCH HEIGHT UNLESS OTHERWISE INDICATED.
	POWER RECEPTACLE, DUPLEX, 120 VAC, 20 AMP, HOSPITAL GRADE ORANGE. MOUNT AT BASE BUILDING OUTLET HEIGHT, UNLESS OTHERWISE INDICATED.
	WALL-MOUNTED TELECOM VOICE/DATA OUTLET BOX; QUANTITY AND TYPE OF CABLING AS PER PROJECT STANDARDS, UNLESS OTHERWISE NOTED. REFER TO THE ARCHITECTURAL DRAWINGS FOR DIMENSIONED LOCATION; MOUNT AT BASE BUILDING OUTLET HEIGHT, UNLESS OTHERWISE INDICATED.
AV	GANGABLE WALL BOX, 4-11/16" HIGH X 2-1/2" DEEP, WITH 1-1/4" CONDUIT KNOCKOUTS AND BLANK COVER PLATE; FOR AUDIOVISUAL CONNECTIVITY. MOUNT FLUSH WITH FINISHED CEILING TREATMENT. SUBNUMBER INDICATES NUMBER OF GANG.
CS	CEILING LOUDSPEAKER BACK BOX, GRILLE AND TILE BRIDGE. MOUNT FLUSH WITH FINISHED CEILING, AS SHOWN ON THE ARCHITECTURAL CEILING PLANS, UNLESS OTHERWISE INDICATED. CONFIRM THE INTEGRITY OF THE CEILING GRID SYSTEM WITH THE STRUCTURAL ENGINEER.
M LV	PROJECTION SCREEN, PROJECTOR LIFT OR SHADE WITH LOW-VOLTAGE INTERFACE, SUPPLIED WITH DEVICE. MOUNT ABOVE FINISHED CEILING UNLESS OTHERWISE INDICATED. MAINTENANCE ACCESS TO BOX SHALL BE PROVIDED IN NON-ACCESSIBLE CEILINGS. PROVIDE UTILITY-GRADE 120VAC UNLESS OTHERWISE INDICATED.
	POWER RECEPTACLE, DUPLEX, 120 VAC, 20 AMP, HOSPITAL GRADE ORANGE, SEPARATE CIRCUIT. MOUNT FLUSH WITH FINISHED CEILING UNLESS OTHERWISE INDICATED.
	CEILING MOUNTED TELECOM DATA OUTLET BOX; QUANTITY AND TYPE OF CABLING AS PER PROJECT STANDARDS, UNLESS OTHERWISE INDICATED. REFER TO THE ARCHITECTURAL DRAWINGS FOR DIMENSIONED LOCATION.

AUDIOVISUAL ELECTRICAL NOTES

1. POWER AND DATA ON THE AV DRAWINGS ARE "FOR REFERENCE ONLY". PLEASE REFER TO ELECTRICAL AND LOW VOLTAGE DRAWINGS FOR EXACT QUANTITIES AND LOCATIONS. ASSOCIATED AV CONDUIT AND BOXES ON THE AV DRAWINGS ARE FOR DESIGN AND CONSTRUCTION ISSUE.
2. WHERE EXACT DIMENSIONS ARE NOT CALLED FOR, THE SCALE OF THIS DRAWING IS SUFFICIENTLY ACCURATE FOR DETERMINING ROUGH LOCATION OF EQUIPMENT, JUNCTION BOXES, OUTLET BOXES, WIREWAYS, PANELS, ETC. WHERE EXACT DIMENSIONS ARE CALLED FOR, THE REFERENCE SURFACE SHALL BE THE FINAL FINISHED SURFACE INCLUDING ANY ACOUSTICAL TREATMENT. ROOM DIMENSIONS ON THIS DRAWING HAVE BEEN TAKEN FROM PRELIMINARY ARCHITECTURAL DRAWINGS.
3. POWER CONDUIT, POWER WIREWAYS AND POWER JUNCTION BOXES ARE TO BE REVIEWED BY THE ELECTRICAL ENGINEER FOR CODE COMPLIANCE.
4. EMPTY CONDUITS RUNS ON THIS DRAWING SHOW ONLY INTERCONNECTION BETWEEN THE TERMINATION POINTS. THE EXACT PATH OF CONDUIT ARE TO BE DETERMINED BY FIELD CONDITIONS.
5. ALL EMPTY CONDUIT ON THIS DRAWING TO BE 1" UNLESS OTHERWISE NOTED. ALL EMPTY CONDUIT SHALL BE DEBURRED, CLEANED, CAPPED, TAGGED AND FURNISHED WITH PULL WIRES.
6. THERE SHALL BE A MINIMUM OF ONE PULL BOX FOR EVERY 100 FEET OF STRAIGHT EMPTY CONDUIT AND A PULL BOX FOR MORE THAN TWO 90° BENDS IN A CONDUIT RUN.
7. POWER RECEPTACLES SHOWN ON THIS DRAWING ARE DEDICATED TO SPECIFIC AUDIOVISUAL AND TELEVISION EQUIPMENT. REFER TO ELECTRICAL DRAWINGS FOR ADDITIONAL UTILITY POWER RECEPTACLES.
8. POWER BREAKER PANELS ARE SIZED AND SPECIFIED BY THE ELECTRICAL ENGINEER, REFER TO ELECTRICAL DRAWINGS. ALL CIRCUITS SHALL BE PROTECTED BY 120VAC, 20 AMP BREAKERS UNLESS OTHERWISE DETAILED.
9. WHERE POWER CIRCUITS ARE SHOWN TERMINATING IN JUNCTION BOXES WITHOUT RECEPTACLES, THE WIRES SHALL BE TAPED AND THE BOXES COVERED. THESE CIRCUITS WILL BE CONNECTED BY OTHERS DURING INSTALLATION OF THE AUDIOVISUAL SYSTEMS EQUIPMENT.
10. THE METHOD OF INSTALLATION OF BOXES IN WALLS, AND THE METHOD OF PASSAGE OF CONDUITS AND WIREWAYS THROUGH ACOUSTICALLY SENSITIVE WALLS SHALL BE COORDINATED WITH THE ACOUSTICAL CONSULTANT.

MATERIAL KEYING LEGEND:

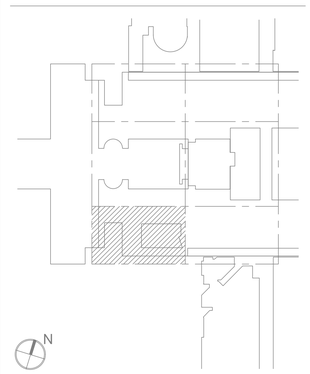

KEY PLAN

NO.	REVISIONS | SUBMISSIONS	DATE
5	GROUP III AV BID DOCUMENTS	09.06.2017
2	DESIGN MANUAL PHASE SUBMISSION	04.01.2013
1	30% PRICING SET	03.07.2013

FXFOWLE

FXFOWLE ARCHITECTS, LLP | 22 WEST 19TH STREET | NEW YORK, NY 10011 | T 212.627.1700 | F 212.463.8716 | WWW.FXFOWLE.COM

STRUCTURAL ENGINEER:
DESIMONE CONSULTING ENGINEERS
18 West 18th Street, 10th Floor, New York, New York 10011 212-532-2211

MECHANICAL, ELECTRICAL, PLUMBING, FIRE PROTECTION ENGINEER:
COLLADO ENGINEERING
2 Holland Avenue, White Plains, NY 10603 914-332-7658

THEATER PLANNING CONSULTANT
FISHER DACHS ASSOCIATES
22 West 19th Street, 6th Floor, New York, NY 10011 212-691-3020

ACOUSTICS & AUDIO / VISUAL CONSULTANT
CERAMI & ASSOCIATES
404 Fifth Avenue, New York, NY 10018 212-370-1776

LIGHTING CONSULTANT
ILLUMINATION ARTS
650 Bloomfield Avenue, Suite 101, Bloomfield NJ 07003 973-771-1556

LANDSCAPE CONSULTANT
W ARCHITECTURE & LANDSCAPE ARCHITECTURE, LLC
155 Fifth Avenue Third Floor New York, NY 10010 P 212-981-3803 F 212-620-0798

CIVIL ENGINEER & HAZMAT
LANGAN
21 Penn PLaza 360 West 31st Street 8th Floor New York, NY 10001 212.479.5400 212.479.5444 (fax)

ELEVATOR CONSULTANT
VDA (VAN DEUSEN & ASSOCIATES)
Seven Penn Plaza, Suite 404 New York, NY 10001 Phone: 212-868-9090 Fax: 212-868-9099

IT CONSULTANT
GRID ASSOCIATES, LLC
P.O. Box 1785 Hoboken, NJ 07030 T 646.722.6600 / F 646.722.6625

SUSTAINABILITY / LEED
YR&G
161 Bowery - 4th Floor, New York, NY 10002 T 917.677.8023 / F 917.677.8023

COST ESTIMATING CONSULTANT
TOSCANO CLEMENTS TAYLOR, LLC
16 Oakwood Road Huntington, NY 11743 T 631.392.1400 / F 631.392.1399

C.I.T.L. PROJ. # 29402
SUNY PURCHASE COLLEGE
735 ANDERSON HILL ROAD | PURCHASE, NY 10577

DRAWING TITLE:
AUDIOVISUAL-ELECTRICAL - ENTRY PAVILION CONCOURSE (BASEMENT LEVEL) PLAN

Seal:

Drawn: AJC
Checked: BJM
Reviewed: BJM
Date:
Scale: 1/8" = 1'-0"

Project No.: 29402 (SUCF) / 09018.L00 (FXF)
Cad File:
Drawing No.: TA302.0_AA

© 2009 FXFOWLE ARCHITECTS, LLP | ALL RIGHTS RESERVED

AUDIOVISUAL ELECTRICAL LEGEND

SYMBOL	DESCRIPTION
AV	MULTI-DISCIPLINE FLOOR BOX OR POKE-THRU, WITH HINGED COVER PLATE AND CARPET FLANGE; WITH DIVIDED COMPARTMENTS FOR SHARED ACCESS WITH VOICE, DATA AND 120VAC POWER. FLUSH MOUNT IN FLOOR UNLESS OTHERWISE INDICATED. (4" DEEP MINIMUM) UNLESS OTHERWISE INDICATED. SEE AUDIOVISUAL DETAIL SHEETS.
CT	SCREW COVER JUNCTION BOX FOR AUDIOVISUAL CONDUIT TERMINATION; SIZED ACCORDINGLY. ALL CONDUITS TERMINATE AT THIS BOX UNLESS OTHERWISE INDICATED.
AV	MULTI-DISCIPLINE IN-WALL BOX; WITH DIVIDED COMPARTMENTS FOR SHARED ACCESS WITH VOICE, DATA AND 120VAC POWER. MOUNT FLUSH WITH FINISHED WALL TREATMENT, BEHIND DISPLAY, UNLESS OTHERWISE INDICATED. SEE AUDIOVISUAL DETAIL SHEETS.
AV	GANGABLE WALL BOX, 4-11/16" HIGH X 2-1/2" DEEP, FOR AUDIO/VIDEO RECEPTACLES. MOUNT FLUSH WITH FINISHED WALL TREATMENT, AT BASE BUILDING ELECTRICAL SWITCH HEIGHT UNLESS OTHERWISE INDICATED. SUBNUMBER INDICATE GANG #
AV	WALL BOX, HEIGHT AND WIDTH AS SPECIFIED, FOR AUDIO/VIDEO RECEPTACLES. MOUNT FLUSH WITH FINISHED WALL TREATMENT, AT BASE BUILDING ELECTRICAL SWITCH HEIGHT UNLESS OTHERWISE INDICATED.
IC	GANGABLE WALL BOX, 4-11/16" HIGH X 2-1/2" DEEP, FOR INTERCOM RECEPTACLES. MOUNT FLUSH WITH FINISHED WALL TREATMENT, AT BASE BUILDING ELECTRICAL SWITCH HEIGHT UNLESS OTHERWISE INDICATED. SUBNUMBER INDICATES GANG #
VC	GANGABLE WALL BOX, 4-11/16" HIGH X 2-1/2" DEEP, FOR WALL MOUNTED VOLUME CONTROLLER. MOUNT FLUSH WITH FINISHED WALL TREATMENT; COORDINATE HEIGHT WITH ARCHITECTURAL AND ADA REQUIREMENTS. SUBNUMBER INDICATES GANG #
CTL	BACK BOX FOR WALL-MOUNTED AUDIOVISUAL CONTROL SYSTEM TOUCH PANEL . BACK BOX TO BE OEM BY MANUFACTURER; REFERENCED TO MODEL NUMBER. MOUNT FLUSH WITH FINISHED WALL TREATMENT; COORDINATE HEIGHT WITH ARCHITECTURAL AND ADA REQUIREMENTS.
ANT	SINGLE-GANG WALL BOX, 4-11/16" HIGH X 2-1/2" DEEP, FOR MICROPHONE ANTENNA OR ASSISTIVE LISTENING ANTENNA. MOUNT FLUSH WITH FINISHED WALL TREATMENT; AT SPECIFIED HEIGHT. SUBNUMBER INDICATES GANG #
S SW	SINGLE-GANG WALL BOX, 4-11/16" HIGH X 2-1/2" DEEP, WITH 1-1/4" CONDUIT KNOCKOUTS AND BLANK COVER PLATE; FOR PIPE MOUNTED SPEAKER OR SUBWOOFER. MOUNT ON PIPE GRID.
$R/L	WALL SWITCH FOR PROJECTION SCREEN, RAISE/STOP/LOWER; SUPPLIED WITH SCREEN. MOUNT FLUSH WITH FINISHED WALL TREATMENT, AT BASE BUILDING ELECTRICAL SWITCH HEIGHT UNLESS OTHERWISE INDICATED.
	POWER RECEPTACLE, DUPLEX, 120 VAC, 20 AMP, HOSPITAL GRADE ORANGE. MOUNT AT BASE BUILDING OUTLET HEIGHT, UNLESS OTHERWISE INDICATED.
	WALL-MOUNTED TELECOM VOICE/DATA OUTLET BOX; QUANTITY AND TYPE OF CABLING AS PER PROJECT STANDARDS, UNLESS OTHERWISE NOTED. REFER TO THE ARCHITECTURAL DRAWINGS FOR DIMENSIONED LOCATION; MOUNT AT BASE BUILDING OUTLET HEIGHT, UNLESS OTHERWISE INDICATED.
AV	GANGABLE WALL BOX, 4-11/16" HIGH X 2-1/2" DEEP, WITH 1-1/4" CONDUIT KNOCKOUTS AND BLANK COVER PLATE; FOR AUDIOVISUAL CONNECTIVITY. MOUNT FLUSH WITH FINISHED CEILING TREATMENT. SUBNUMBER INDICATES NUMBER OF GANG.
CS	CEILING LOUDSPEAKER BACK BOX, GRILLE AND TILE BRIDGE. MOUNT FLUSH WITH FINISHED CEILING, AS SHOWN ON THE ARCHITECTURAL CEILING PLANS, UNLESS OTHERWISE INDICATED. CONFIRM THE INTEGRITY OF THE CEILING GRID SYSTEM WITH THE STRUCTURAL ENGINEER.
M/AV	PROJECTION SCREEN, PROJECTOR LIFT OR SHADE WITH LOW-VOLTAGE INTERFACE, SUPPLIED WITH DEVICE. MOUNT ABOVE FINISHED CEILING UNLESS OTHERWISE INDICATED. MAINTENANCE ACCESS TO BOX SHALL BE PROVIDED IN NON-ACCESSIBLE CEILINGS. PROVIDE UTILITY-GRADE 120VAC UNLESS OTHERWISE INDICATED.
	POWER RECEPTACLE, DUPLEX, 120 VAC, 20 AMP, HOSPITAL GRADE ORANGE, SEPARATE CIRCUIT. MOUNT FLUSH WITH FINISHED CEILING UNLESS OTHERWISE INDICATED.
	CEILING MOUNTED TELECOM DATA OUTLET BOX; QUANTITY AND TYPE OF CABLING AS PER PROJECT STANDARDS, UNLESS OTHERWISE INDICATED. REFER TO THE ARCHITECTURAL DRAWINGS FOR DIMENSIONED LOCATION.

AUDIOVISUAL ELECTRICAL NOTES

1. POWER AND DATA ON THE AV DRAWINGS ARE "FOR REFERENCE ONLY". PLEASE REFER TO ELECTRICAL AND LOW VOLTAGE DRAWINGS FOR EXACT QUANTITIES AND LOCATIONS. ASSOCIATED AV CONDUIT AND BOXES ON THE AV DRAWINGS ARE FOR DESIGN AND CONSTRUCTION ISSUE.
2. WHERE EXACT DIMENSIONS ARE NOT CALLED FOR, THE SCALE OF THIS DRAWING IS SUFFICIENTLY ACCURATE FOR DETERMINING ROUGH LOCATION OF EQUIPMENT, JUNCTION BOXES, OUTLET BOXES, WIREWAYS, PANELS, ETC. WHERE EXACT DIMENSIONS ARE CALLED FOR, THE REFERENCE SURFACE SHALL BE THE FINAL FINISHED SURFACE INCLUDING ANY ACOUSTICAL TREATMENT. ROOM DIMENSIONS ON THIS DRAWING HAVE BEEN TAKEN FROM PRELIMINARY ARCHITECTURAL DRAWINGS.
3. POWER CONDUIT, POWER WIREWAYS AND POWER JUNCTION BOXES ARE TO BE REVIEWED BY THE ELECTRICAL ENGINEER FOR CODE COMPLIANCE.
4. EMPTY CONDUITS RUNS ON THIS DRAWING SHOW ONLY INTERCONNECTION BETWEEN THE TERMINATION POINTS. THE EXACT PATH OF CONDUIT ARE TO BE DETERMINED BY FIELD CONDITIONS.
5. ALL EMPTY CONDUIT ON THIS DRAWING TO BE 1" UNLESS OTHERWISE NOTED. ALL EMPTY CONDUIT SHALL BE DEBURRED, CLEANED, CAPPED, TAGGED AND FURNISHED WITH PULL WIRES.
6. THERE SHALL BE A MINIMUM OF ONE PULL BOX FOR EVERY 100 FEET OF STRAIGHT EMPTY CONDUIT AND A PULL BOX FOR MORE THAN TWO 90° BENDS IN A CONDUIT RUN.
7. POWER RECEPTACLES SHOWN ON THIS DRAWING ARE DEDICATED TO SPECIFIC AUDIOVISUAL AND TELEVISION EQUIPMENT. REFER TO ELECTRICAL DRAWINGS FOR ADDITIONAL UTILITY POWER RECEPTACLES.
8. POWER BREAKER PANELS ARE SIZED AND SPECIFIED BY THE ELECTRICAL ENGINEER, REFER TO ELECTRICAL DRAWINGS. ALL CIRCUITS SHALL BE PROTECTED BY 120VAC, 20 AMP BREAKERS UNLESS OTHERWISE DETAILED.
9. WHERE POWER CIRCUITS ARE SHOWN TERMINATING IN JUNCTION BOXES WITHOUT RECEPTACLES, THE WIRES SHALL BE TAPED AND THE BOXES COVERED. THESE CIRCUITS WILL BE CONNECTED BY OTHERS DURING INSTALLATION OF THE AUDIOVISUAL SYSTEMS EQUIPMENT.
10. THE METHOD OF INSTALLATION OF BOXES IN WALLS, AND THE METHOD OF PASSAGE OF CONDUITS AND WIREWAYS THROUGH ACOUSTICALLY SENSITIVE WALLS SHALL BE COORDINATED WITH THE ACOUSTICAL CONSULTANT.

MATERIAL KEYING LEGEND:

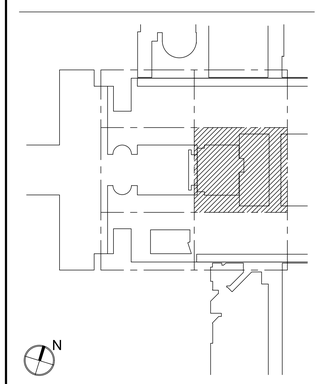

KEY PLAN

NO.	REVISIONS | SUBMISSIONS	DATE
5	GROUP III AV BID DOCUMENTS	09.06.2017
2	BID DOCUMENTS	05.28.2014
1	DESIGN MANUAL PHASE SUBMISSION	04.01.2013

FXFOWLE

FXFOWLE ARCHITECTS, LLP | 22 WEST 19TH STREET | NEW YORK, NY 10011 | T 212.627.1700 | F 212.463.8716 | WWW.FXFOWLE.COM

STRUCTURAL ENGINEER:
DESIMONE CONSULTING ENGINEERS
18 West 18th Street, 10th Floor, New York, New York 10011 212-532-2211

MECHANICAL, ELECTRICAL, PLUMBING, FIRE PROTECTION ENGINEER:
COLLADO ENGINEERING
2 Holland Avenue, White Plains, NY 10603 914-332-7658

THEATER PLANNING CONSULTANT
FISHER DACHS ASSOCIATES
22 West 19th Street, 6th Floor, New York, NY 10011 212-691-3020

ACOUSTICS & AUDIO / VISUAL CONSULTANT
CERAMI & ASSOCIATES
404 Fifth Avenue, New York, NY 10018 212-370-1776

LIGHTING CONSULTANT
ILLUMINATION ARTS
690 Bloomfield Avenue, Suite 101, Bloomfield NJ 07003 973-771-1556

LANDSCAPE CONSULTANT
W ARCHITECTURE & LANDSCAPE ARCHITECTURE, LLC
155 Fifth Avenue Third Floor New York, NY 10010 P 212-981-3933 F 212-620-0798

CIVIL ENGINEER & HAZMAT
LANGAN
21 Penn PLaza 360 West 31st Street 8th Floor New York, NY 10001 212.479.5400 212.479.5444 (fax)

ELEVATOR CONSULTANT
VDA (VAN DEUSEN & ASSOCIATES)
Seven Penn Plaza, Suite 404 New York, NY 10001 Phone: 212-868-9090 Fax: 212-868-9099

IT CONSULTANT
GRID ASSOCIATES, LLC
P.O. Box 1785 Hoboken, NJ 07030 T 646.722.6600 / F 646.722.6625

SUSTAINABILITY / LEED
YR&G
161 Bowery - 4th Floor, New York, NY 10002 T 917.677.8023 / F 917.677.8023

COST ESTIMATING CONSULTANT
TOSCANO CLEMENTS TAYLOR, LLC
16 Oakwood Road Huntington, NY 11743 T 631.392.1400 / F 631.392.1399

C.I.T.L. PROJ. # 29402
SUNY PURCHASE COLLEGE
735 ANDERSON HILL ROAD | PURCHASE, NY 10577

DRAWING TITLE:

AUDIOVISUAL-ELECTRICAL - CITL BUILDING CONCOURSE (BASEMENT LEVEL) PLAN

Seal:

Drawn: AJC
Checked: BJM
Reviewed: BJM
Date:
Scale: 1/8" = 1'-0"

Project No.: 29402 (SUCF) / 09018.L00 (FXF)
Cad File:
Drawing No.:

TA-312.0

© 2009 FXFOWLE ARCHITECTS, LLP | ALL RIGHTS RESERVED

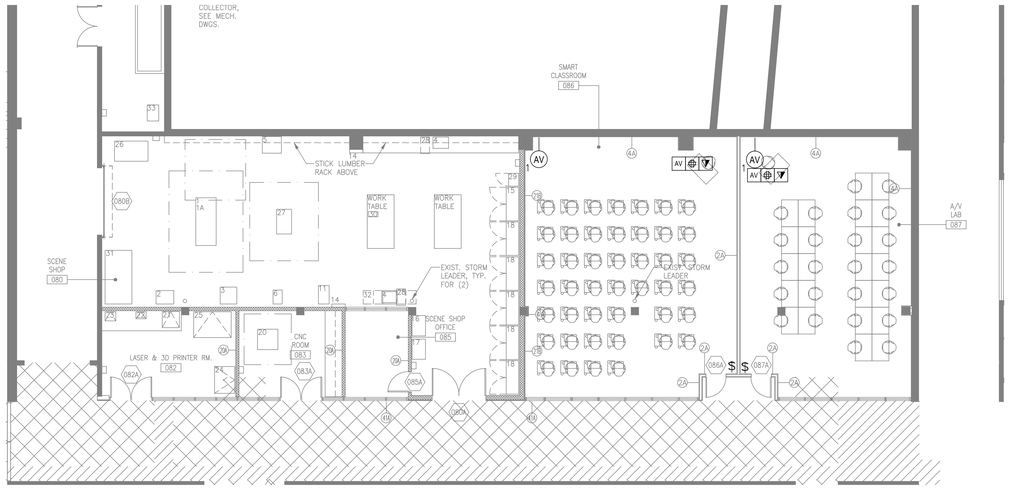

AUDIOVISUAL ELECTRICAL LEGEND

SYMBOL	DESCRIPTION
AV	MULTI-DISCIPLINE FLOOR BOX OR POKE-THRU, WITH HINGED COVER PLATE AND CARPET FLANGE; WITH DIVIDED COMPARTMENTS FOR SHARED ACCESS WITH VOICE, DATA AND 120VAC POWER. FLUSH MOUNT IN FLOOR UNLESS OTHERWISE INDICATED. (4" DEEP MINIMUM) UNLESS OTHERWISE INDICATED. SEE AUDIOVISUAL DETAIL SHEETS.
CT	SCREW COVER JUNCTION BOX FOR AUDIOVISUAL CONDUIT TERMINATION; SIZED ACCORDINGLY. ALL CONDUITS TERMINATE AT THIS BOX UNLESS OTHERWISE INDICATED.
AV	MULTI-DISCIPLINE IN-WALL BOX; WITH DIVIDED COMPARTMENTS FOR SHARED ACCESS WITH VOICE, DATA AND 120VAC POWER. MOUNT FLUSH WITH FINISHED WALL TREATMENT, BEHIND DISPLAY, UNLESS OTHERWISE INDICATED. SEE AUDIOVISUAL DETAIL SHEETS.
AV	GANGABLE WALL BOX, 4-11/16" HIGH X 2-1/2" DEEP, FOR AUDIO/VIDEO RECEPTACLES. MOUNT FLUSH WITH FINISHED WALL TREATMENT, AT BASE BUILDING ELECTRICAL SWITCH HEIGHT UNLESS OTHERWISE INDICATED. SUBNUMBER INDICATE GANG #
AV	WALL BOX, HEIGHT AND WIDTH AS SPECIFIED, FOR AUDIO/VIDEO RECEPTACLES. MOUNT FLUSH WITH FINISHED WALL TREATMENT, AT BASE BUILDING ELECTRICAL SWITCH HEIGHT UNLESS OTHERWISE INDICATED.
IC	GANGABLE WALL BOX, 4-11/16" HIGH X 2-1/2" DEEP, FOR INTERCOM RECEPTACLES. MOUNT FLUSH WITH FINISHED WALL TREATMENT, AT BASE BUILDING ELECTRICAL SWITCH HEIGHT UNLESS OTHERWISE INDICATED. SUBNUMBER INDICATES GANG #
VC	GANGABLE WALL BOX, 4-11/16" HIGH X 2-1/2" DEEP, FOR WALL MOUNTED VOLUME CONTROLLER. MOUNT FLUSH WITH FINISHED WALL TREATMENT; COORDINATE HEIGHT WITH ARCHITECTURAL AND ADA REQUIREMENTS. SUBNUMBER INDICATES GANG #
CTL	BACK BOX FOR WALL-MOUNTED AUDIOVISUAL CONTROL SYSTEM TOUCH PANEL . BACK BOX TO BE OEM BY MANUFACTURER; REFERENCED TO MODEL NUMBER. MOUNT FLUSH WITH FINISHED WALL TREATMENT; COORDINATE HEIGHT WITH ARCHITECTURAL AND ADA REQUIREMENTS.
ANT	SINGLE-GANG WALL BOX, 4-11/16" HIGH X 2-1/2" DEEP, FOR MICROPHONE ANTENNA OR ASSISTIVE LISTENING ANTENNA. MOUNT FLUSH WITH FINISHED WALL TREATMENT; AT SPECIFIED HEIGHT. SUBNUMBER INDICATES GANG #
S SW	SINGLE-GANG WALL BOX, 4-11/16" HIGH X 2-1/2" DEEP, WITH 1-1/4" CONDUIT KNOCKOUTS AND BLANK COVER PLATE; FOR PIPE MOUNTED SPEAKER OR SUBWOOFER. MOUNT ON PIPE GRID.
$R/L	WALL SWITCH FOR PROJECTION SCREEN, RAISE/STOP/LOWER; SUPPLIED WITH SCREEN. MOUNT FLUSH WITH FINISHED WALL TREATMENT, AT BASE BUILDING ELECTRICAL SWITCH HEIGHT UNLESS OTHERWISE INDICATED.
	POWER RECEPTACLE, DUPLEX, 120 VAC, 20 AMP, HOSPITAL GRADE ORANGE. MOUNT AT BASE BUILDING OUTLET HEIGHT, UNLESS OTHERWISE INDICATED.
	WALL-MOUNTED TELECOM VOICE/DATA OUTLET BOX; QUANTITY AND TYPE OF CABLING AS PER PROJECT STANDARDS, UNLESS OTHERWISE NOTED. REFER TO THE ARCHITECTURAL DRAWINGS FOR DIMENSIONED LOCATION; MOUNT AT BASE BUILDING OUTLET HEIGHT, UNLESS OTHERWISE INDICATED.
AV	GANGABLE WALL BOX, 4-11/16" HIGH X 2-1/2" DEEP, WITH 1-1/4" CONDUIT KNOCKOUTS AND BLANK COVER PLATE; FOR AUDIOVISUAL CONNECTIVITY. MOUNT FLUSH WITH FINISHED CEILING TREATMENT. SUBNUMBER INDICATES NUMBER OF GANG.
CS	CEILING LOUDSPEAKER BACK BOX, GRILLE AND TILE BRIDGE. MOUNT FLUSH WITH FINISHED CEILING, AS SHOWN ON THE ARCHITECTURAL CEILING PLANS, UNLESS OTHERWISE INDICATED. CONFIRM THE INTEGRITY OF THE CEILING GRID SYSTEM WITH THE STRUCTURAL ENGINEER.
M AV	PROJECTION SCREEN, PROJECTOR LIFT OR SHADE WITH LOW-VOLTAGE INTERFACE. SUPPLIED WITH DEVICE. MOUNT ABOVE FINISHED CEILING UNLESS OTHERWISE INDICATED. MAINTENANCE ACCESS TO BOX SHALL BE PROVIDED IN NON-ACCESSIBLE CEILINGS. PROVIDE UTILITY-GRADE 120VAC UNLESS OTHERWISE INDICATED.
	POWER RECEPTACLE, DUPLEX, 120 VAC, 20 AMP, HOSPITAL GRADE ORANGE, SEPARATE CIRCUIT. MOUNT FLUSH WITH FINISHED CEILING UNLESS OTHERWISE INDICATED.
	CEILING MOUNTED TELECOM DATA OUTLET BOX; QUANTITY AND TYPE OF CABLING AS PER PROJECT STANDARDS, UNLESS OTHERWISE INDICATED. REFER TO THE ARCHITECTURAL DRAWINGS FOR DIMENSIONED LOCATION.

AUDIOVISUAL ELECTRICAL NOTES

1. POWER AND DATA ON THE AV DRAWINGS ARE "FOR REFERENCE ONLY". PLEASE REFER TO ELECTRICAL AND LOW VOLTAGE DRAWINGS FOR EXACT QUANTITIES AND LOCATIONS. ASSOCIATED AV CONDUIT AND BOXES ON THE AV DRAWINGS ARE FOR DESIGN AND CONSTRUCTION ISSUE.
2. WHERE EXACT DIMENSIONS ARE NOT CALLED FOR, THE SCALE OF THIS DRAWING IS SUFFICIENTLY ACCURATE FOR DETERMINING ROUGH LOCATION OF EQUIPMENT, JUNCTION BOXES, OUTLET BOXES, WIREWAYS, PANELS, ETC. WHERE EXACT DIMENSIONS ARE CALLED FOR, THE REFERENCE SURFACE SHALL BE THE FINAL FINISHED SURFACE INCLUDING ANY ACOUSTICAL TREATMENT. ROOM DIMENSIONS ON THIS DRAWING HAVE BEEN TAKEN FROM PRELIMINARY ARCHITECTURAL DRAWINGS.
3. POWER CONDUIT, POWER WIREWAYS AND POWER JUNCTION BOXES ARE TO BE REVIEWED BY THE ELECTRICAL ENGINEER FOR CODE COMPLIANCE.
4. EMPTY CONDUITS RUNS ON THIS DRAWING SHOW ONLY INTERCONNECTION BETWEEN THE TERMINATION POINTS. THE EXACT PATH OF CONDUIT ARE TO BE DETERMINED BY FIELD CONDITIONS.
5. ALL EMPTY CONDUIT ON THIS DRAWING TO BE 1" UNLESS OTHERWISE NOTED. ALL EMPTY CONDUIT SHALL BE DEBURRED, CLEANED, CAPPED, TAGGED AND FURNISHED WITH PULL WIRES.
6. THERE SHALL BE A MINIMUM OF ONE PULL BOX FOR EVERY 100 FEET OF STRAIGHT EMPTY CONDUIT AND A PULL BOX FOR MORE THAN TWO 90° BENDS IN A CONDUIT RUN.
7. POWER RECEPTACLES SHOWN ON THIS DRAWING ARE DEDICATED TO SPECIFIC AUDIOVISUAL AND TELEVISION EQUIPMENT. REFER TO ELECTRICAL DRAWINGS FOR ADDITIONAL UTILITY POWER RECEPTACLES.
8. POWER BREAKER PANELS ARE SIZED AND SPECIFIED BY THE ELECTRICAL ENGINEER, REFER TO ELECTRICAL DRAWINGS. ALL CIRCUITS SHALL BE PROTECTED BY 120VAC, 20 AMP BREAKERS UNLESS OTHERWISE DETAILED.
9. WHERE POWER CIRCUITS ARE SHOWN TERMINATING IN JUNCTION BOXES WITHOUT RECEPTACLES, THE WIRES SHALL BE TAPED AND THE BOXES COVERED. THESE CIRCUITS WILL BE CONNECTED BY OTHERS DURING INSTALLATION OF THE AUDIOVISUAL SYSTEMS EQUIPMENT.
10. THE METHOD OF INSTALLATION OF BOXES IN WALLS, AND THE METHOD OF PASSAGE OF CONDUITS AND WIREWAYS THROUGH ACOUSTICALLY SENSITIVE WALLS SHALL BE COORDINATED WITH THE ACOUSTICAL CONSULTANT.

MATERIAL KEYING LEGEND:

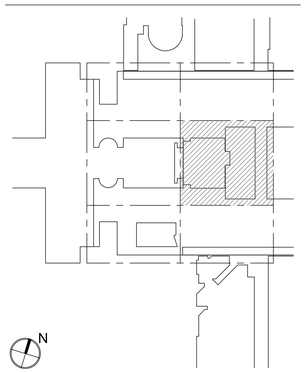

KEY PLAN

NO.	REVISIONS | SUBMISSIONS	DATE
5	GROUP III AV BID DOCUMENTS	09.08.2017
2	BID DOCUMENTS	05.28.2014
1	DESIGN MANUAL PHASE SUBMISSION	04.01.2013

FXFOWLE

FXFOWLE ARCHITECTS, LLP | 22 WEST 19TH STREET | NEW YORK, NY 10011 | T 212.627.1700 | F 212.463.8716 | WWW.FXFOWLE.COM

STRUCTURAL ENGINEER:
DESIMONE CONSULTING ENGINEERS
18 West 18th Street, 10th Floor, New York, New York 10011 212-532-2211

MECHANICAL, ELECTRICAL, PLUMBING, FIRE PROTECTION ENGINEER:
COLLADO ENGINEERING
2 Holland Avenue, White Plains, NY 10603 914-332-7658

THEATER PLANNING CONSULTANT
FISHER DACHS ASSOCIATES
22 West 19th Street, 6th Floor, New York, NY 10011 212-691-3020

ACOUSTICS & AUDIO VISUAL CONSULTANT
CERAMI & ASSOCIATES
404 Fifth Avenue, New York, NY 10018 212-370-1776

LIGHTING CONSULTANT
ILLUMINATION ARTS
690 Bloomfield Avenue, Suite 101, Bloomfield NJ 07003 973-771-1556

LANDSCAPE CONSULTANT
W ARCHITECTURE & LANDSCAPE ARCHITECTURE, LLC
155 Fifth Avenue Third Floor New York, NY 10010 P 212-981-3933 F 212-620-0798

CIVIL ENGINEER & HAZMAT
LANGAN
21 Penn PLaza 360 West 31st Street 8th Floor New York, NY 10001 212.479.5400 212.479.5444 (fax)

ELEVATOR CONSULTANT
VDA (VAN DEUSEN & ASSOCIATES)
Seven Penn Plaza, Suite 404 New York, NY 10001 Phone: 212-868-9090 Fax: 212-868-9099

IT CONSULTANT
GRID ASSOCIATES, LLC
P.O. Box 1785 Hoboken, NJ 07030 T 646.722.6600 / F 646.722.6625

SUSTAINABILITY / LEED
YR&G
161 Bowery - 4th Floor, New York, NY 10002 T 917.677.8023 / F 917.677.8023

COST ESTIMATING CONSULTANT
TOSCANO CLEMENTS TAYLOR, LLC
16 Oakwood Road Huntington, NY 11743 T 631.392.1400 / F 631.392.1399

C.I.T.L. PROJ. # 29402
SUNY PURCHASE COLLEGE
735 ANDERSON HILL ROAD | PURCHASE, NY 10577

DRAWING TITLE:
AUDIOVISUAL-ADD ALTERNATE ELECTRICAL
CONCOURSE (BASEMENT LEVEL) PLAN

Seal:

Drawn: AJC
Checked: BJM
Reviewed: BJM
Date:
Scale: 1/8" = 1'-0"

Project No.: 29402 (SUCF) / 09018.L00 (FXF)
Cad File:
Drawing No.: TA312.0_AA

© 2009 FXFOWLE ARCHITECTS, LLP | ALL RIGHTS RESERVED

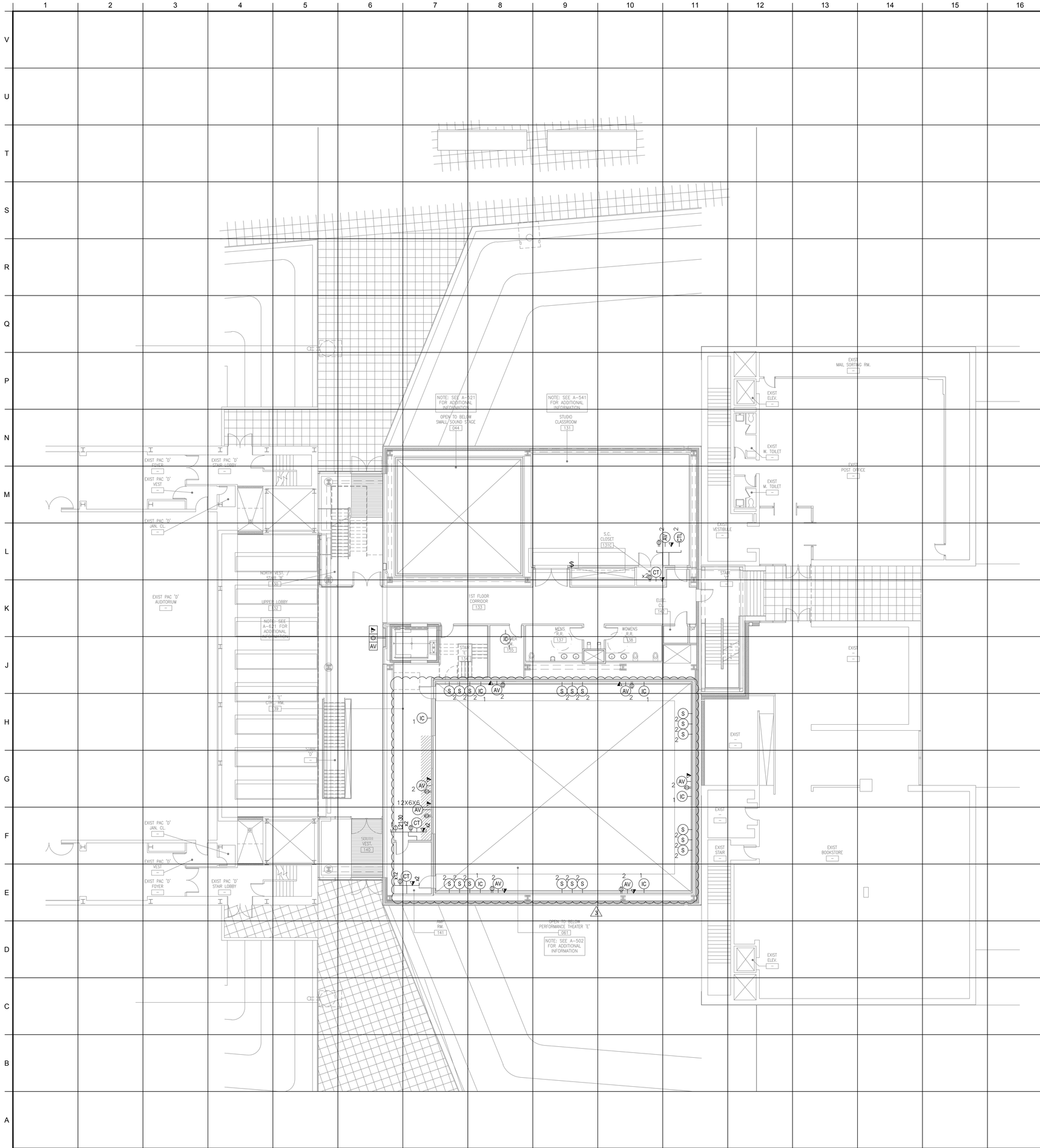

AUDIOVISUAL ELECTRICAL LEGEND

SYMBOL	DESCRIPTION
AV	MULTI-DISCIPLINE FLOOR BOX OR POKE-THRU, WITH HINGED COVER PLATE AND CARPET FLANGE; WITH DIVIDED COMPARTMENTS FOR SHARED ACCESS WITH VOICE, DATA AND 120VAC POWER. FLUSH MOUNT IN FLOOR UNLESS OTHERWISE INDICATED. (4" DEEP MINIMUM) UNLESS OTHERWISE INDICATED. SEE AUDIOVISUAL DETAIL SHEETS.
CT	SCREW COVER JUNCTION BOX FOR AUDIOVISUAL CONDUIT TERMINATION; SIZED ACCORDINGLY. ALL CONDUITS TERMINATE AT THIS BOX UNLESS OTHERWISE INDICATED.
AV	MULTI-DISCIPLINE IN-WALL BOX; WITH DIVIDED COMPARTMENTS FOR SHARED ACCESS WITH VOICE, DATA AND 120VAC POWER. MOUNT FLUSH WITH FINISHED WALL TREATMENT, BEHIND DISPLAY, UNLESS OTHERWISE INDICATED. SEE AUDIOVISUAL DETAIL SHEETS.
AV	GANGABLE WALL BOX, 4-11/16" HIGH X 2-1/2" DEEP, FOR AUDIO/VIDEO RECEPTACLES. MOUNT FLUSH WITH FINISHED WALL TREATMENT, AT BASE BUILDING ELECTRICAL SWITCH HEIGHT UNLESS OTHERWISE INDICATED. SUBNUMBER INDICATE GANG #
AV	WALL BOX HEIGHT AND WIDTH AS SPECIFIED, FOR AUDIO/VIDEO RECEPTACLES. MOUNT FLUSH WITH FINISHED WALL TREATMENT, AT BASE BUILDING ELECTRICAL SWITCH HEIGHT UNLESS OTHERWISE INDICATED.
IC	GANGABLE WALL BOX, 4-11/16" HIGH X 2-1/2" DEEP, FOR INTERCOM RECEPTACLES. MOUNT FLUSH WITH FINISHED WALL TREATMENT, AT BASE BUILDING ELECTRICAL SWITCH HEIGHT UNLESS OTHERWISE INDICATED. SUBNUMBER INDICATES GANG #
VC	GANGABLE WALL BOX, 4-11/16" HIGH X 2-1/2" DEEP, FOR WALL MOUNTED VOLUME CONTROLLER. MOUNT FLUSH WITH FINISHED WALL TREATMENT; COORDINATE HEIGHT WITH ARCHITECTURAL AND ADA REQUIREMENTS. SUBNUMBER INDICATES GANG #
CTL	BACK BOX FOR WALL-MOUNTED AUDIOVISUAL CONTROL SYSTEM TOUCH PANEL . BACK BOX TO BE OEM BY MANUFACTURER, REFERENCED TO MODEL NUMBER. MOUNT FLUSH WITH FINISHED WALL TREATMENT; COORDINATE HEIGHT WITH ARCHITECTURAL AND ADA REQUIREMENTS.
ANT	SINGLE-GANG WALL BOX, 4-11/16" HIGH X 2-1/2" DEEP, FOR MICROPHONE ANTENNA OR ASSISTIVE LISTENING ANTENNA. MOUNT FLUSH WITH FINISHED WALL TREATMENT; AT SPECIFIED HEIGHT. SUBNUMBER INDICATES GANG #
S SW	SINGLE-GANG WALL BOX, 4-11/16" HIGH X 2-1/2" DEEP, WITH 1-1/4" CONDUIT KNOCKOUTS AND BLANK COVER PLATE; FOR PIPE MOUNTED SPEAKER OR SUBWOOFER. MOUNT ON PIPE GRID.
$R/L	WALL SWITCH FOR PROJECTION SCREEN, RAISE/STOP/LOWER; SUPPLIED WITH SCREEN. MOUNT FLUSH WITH FINISHED WALL TREATMENT, AT BASE BUILDING ELECTRICAL SWITCH HEIGHT UNLESS OTHERWISE INDICATED.
	POWER RECEPTACLE, DUPLEX, 120 VAC, 20 AMP, HOSPITAL GRADE ORANGE. MOUNT AT BASE BUILDING OUTLET HEIGHT, UNLESS OTHERWISE INDICATED.
	WALL-MOUNTED TELECOM VOICE/DATA OUTLET BOX; QUANTITY AND TYPE OF CABLING AS PER PROJECT STANDARDS, UNLESS OTHERWISE NOTED. REFER TO THE ARCHITECTURAL DRAWINGS FOR DIMENSIONED LOCATION; MOUNT AT BASE BUILDING OUTLET HEIGHT, UNLESS OTHERWISE INDICATED.
AV	GANGABLE WALL BOX, 4-11/16" HIGH X 2-1/2" DEEP, WITH 1-1/4" CONDUIT KNOCKOUTS AND BLANK COVER PLATE; FOR AUDIOVISUAL CONNECTIVITY. MOUNT FLUSH WITH FINISHED CEILING TREATMENT. SUBNUMBER INDICATES NUMBER OF GANG.
CS	CEILING LOUDSPEAKER BACK BOX, GRILLE AND TILE BRIDGE. MOUNT FLUSH WITH FINISHED CEILING, AS SHOWN ON THE ARCHITECTURAL CEILING PLANS, UNLESS OTHERWISE INDICATED. CONFIRM THE INTEGRITY OF THE CEILING GRID SYSTEM WITH THE STRUCTURAL ENGINEER.
M/CV	PROJECTION SCREEN, PROJECTOR LIFT OR SHADE WITH LOW-VOLTAGE INTERFACE, SUPPLIED WITH DEVICE. MOUNT ABOVE FINISHED CEILING UNLESS OTHERWISE INDICATED. MAINTENANCE ACCESS TO BOX SHALL BE PROVIDED IN NON-ACCESSIBLE CEILINGS. PROVIDE UTILITY-GRADE 120VAC UNLESS OTHERWISE INDICATED.
	POWER RECEPTACLE, DUPLEX, 120 VAC, 20 AMP, HOSPITAL GRADE ORANGE, SEPARATE CIRCUIT. MOUNT FLUSH WITH FINISHED CEILING UNLESS OTHERWISE INDICATED.
	CEILING MOUNTED TELECOM DATA OUTLET BOX; QUANTITY AND TYPE OF CABLING AS PER PROJECT STANDARDS, UNLESS OTHERWISE INDICATED. REFER TO THE ARCHITECTURAL DRAWINGS FOR DIMENSIONED LOCATION.

AUDIOVISUAL ELECTRICAL NOTES

1. POWER AND DATA ON THE AV DRAWINGS ARE "FOR REFERENCE ONLY". PLEASE REFER TO ELECTRICAL AND LOW VOLTAGE DRAWINGS FOR EXACT QUANTITIES AND LOCATIONS. ASSOCIATED AV CONDUIT AND BOXES ON THE AV DRAWINGS ARE FOR DESIGN AND CONSTRUCTION ISSUE.
2. WHERE EXACT DIMENSIONS ARE NOT CALLED FOR, THE SCALE OF THIS DRAWING IS SUFFICIENTLY ACCURATE FOR DETERMINING ROUGH LOCATION OF EQUIPMENT, JUNCTION BOXES, OUTLET BOXES, WIREWAYS, PANELS, ETC. WHERE EXACT DIMENSIONS ARE CALLED FOR, THE REFERENCE SURFACE SHALL BE THE FINAL FINISHED SURFACE INCLUDING ANY ACOUSTICAL TREATMENT. ROOM DIMENSIONS ON THIS DRAWING HAVE BEEN TAKEN FROM PRELIMINARY ARCHITECTURAL DRAWINGS.
3. POWER CONDUIT, POWER WIREWAYS AND POWER JUNCTION BOXES ARE TO BE REVIEWED BY THE ELECTRICAL ENGINEER FOR CODE COMPLIANCE.
4. EMPTY CONDUITS RUNS ON THIS DRAWING SHOW ONLY INTERCONNECTION BETWEEN THE TERMINATION POINTS. THE EXACT PATH OF CONDUIT ARE TO BE DETERMINED BY FIELD CONDITIONS.
5. ALL EMPTY CONDUIT ON THIS DRAWING TO BE 1" UNLESS OTHERWISE NOTED. ALL EMPTY CONDUIT SHALL BE DEBURRED, CLEANED, CAPPED, TAGGED AND FURNISHED WITH PULL WIRES.
6. THERE SHALL BE A MINIMUM OF ONE PULL BOX FOR EVERY 100 FEET OF STRAIGHT EMPTY CONDUIT AND A PULL BOX FOR MORE THAN TWO 90° BENDS IN A CONDUIT RUN.
7. POWER RECEPTACLES SHOWN ON THIS DRAWING ARE DEDICATED TO SPECIFIC AUDIOVISUAL AND TELEVISION EQUIPMENT. REFER TO ELECTRICAL DRAWINGS FOR ADDITIONAL UTILITY POWER RECEPTACLES.
8. POWER BREAKER PANELS ARE SIZED AND SPECIFIED BY THE ELECTRICAL ENGINEER, REFER TO ELECTRICAL DRAWINGS. ALL CIRCUITS SHALL BE PROTECTED BY 120VAC, 20 AMP BREAKERS UNLESS OTHERWISE DETAILED.
9. WHERE POWER CIRCUITS ARE SHOWN TERMINATING IN JUNCTION BOXES WITHOUT RECEPTACLES, THE WIRES SHALL BE TAPED AND THE BOXES COVERED. THESE CIRCUITS WILL BE CONNECTED BY OTHERS DURING INSTALLATION OF THE AUDIOVISUAL SYSTEMS EQUIPMENT.
10. THE METHOD OF INSTALLATION OF BOXES IN WALLS, AND THE METHOD OF PASSAGE OF CONDUITS AND WIREWAYS THROUGH ACOUSTICALLY SENSITIVE WALLS SHALL BE COORDINATED WITH THE ACOUSTICAL CONSULTANT.

MATERIAL KEYING LEGEND:

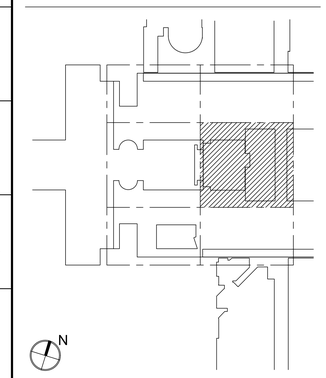

KEY PLAN

NO.	REVISIONS | SUBMISSIONS	DATE
5	GROUP III AV BID DOCUMENTS	09.06.2017
3	BULLETIN 29	08.23.2017
2	BID DOCUMENTS	05.28.2014
1	DESIGN MANUAL PHASE SUBMISSION	04.01.2013

FXFOWLE

FXFOWLE ARCHITECTS, LLP | 22 WEST 19TH STREET | NEW YORK, NY 10011 | T 212.627.1700 | F 212.463.8716 | WWW.FXFOWLE.COM

STRUCTURAL ENGINEER:
DESIMONE CONSULTING ENGINEERS
18 West 18th Street, 10th Floor, New York, New York 10011 212-532-2211

MECHANICAL, ELECTRICAL, PLUMBING, FIRE PROTECTION ENGINEER:
COLLADO ENGINEERING
2 Holland Avenue, White Plains, NY 10603 914-332-7658

THEATER PLANNING CONSULTANT
FISHER DACHS ASSOCIATES
22 West 19th Street, 6th Floor, New York, NY 10011 212-691-3020

ACOUSTICS & AUDIO / VISUAL CONSULTANT
CERAMI & ASSOCIATES
404 Fifth Avenue, New York, NY 10018 212-370-1776

LIGHTING CONSULTANT
ILLUMINATION ARTS
650 Bloomfield Avenue, Suite 101, Bloomfield NJ 07003 973-771-1556

LANDSCAPE CONSULTANT
W ARCHITECTURE & LANDSCAPE ARCHITECTURE, LLC
155 Fifth Avenue Third Floor New York, NY 10010 P 212-981-3933 F 212-620-0798

CIVIL ENGINEER & HAZMAT
LANGAN
21 Penn PLaza 360 West 31st Street 8th Floor New York, NY 10001 212.479.5400 212.479.5444 (fax)

ELEVATOR CONSULTANT
VDA (VAN DEUSEN & ASSOCIATES)
Seven Penn Plaza, Suite 404 New York, NY 10001 Phone: 212-868-9090 Fax: 212-868-9099

IT CONSULTANT
GRID ASSOCIATES, LLC
P.O. Box 1785 Hoboken, NJ 07030 T 646.722.6600 / F 646.722.6625

SUSTAINABILITY / LEED
YR&G
161 Bowery - 4th Floor, New York, NY 10002 T 917.677.8023 / F 917.677.8023

COST ESTIMATING CONSULTANT
TOSCANO CLEMENTS TAYLOR, LLC
16 Oakwood Road Huntington, NY 11743 T 631.392.1400 / F 631.392.1399

C.I.T.L. PROJ. # 29402
SUNY PURCHASE COLLEGE
735 ANDERSON HILL ROAD | PURCHASE, NY 10577

DRAWING TITLE:

AUDIOVISUAL-ELECTRICAL - CITL BUILDING 1ST FLOOR (PLAZA LEVEL) PLAN

Seal:

Drawn: AJC
Checked: BJM
Reviewed: BJM
Date:
Scale: 1/8" = 1'-0"

Project No.: 29402 (SUCF) / 09018.L00 (FXF)
Cad File:
Drawing No.:

TA-313.0

© 2009 FXFOWLE ARCHITECTS, LLP | ALL RIGHTS RESERVED

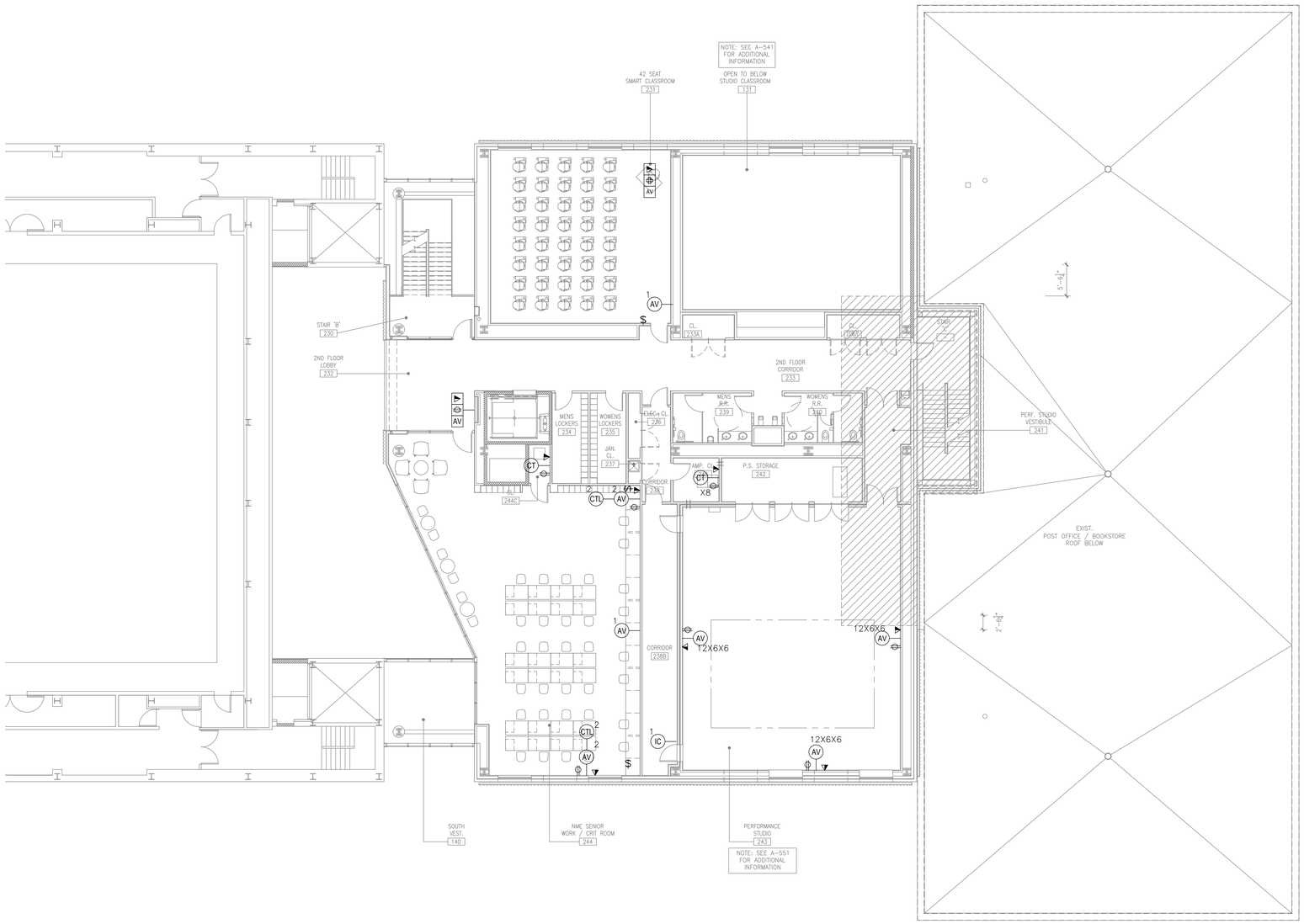

AUDIOVISUAL ELECTRICAL LEGEND

SYMBOL	DESCRIPTION
AV	MULTI-DISCIPLINE FLOOR BOX OR POKE-THRU, WITH HINGED COVER PLATE AND CARPET FLANGE; WITH DIVIDED COMPARTMENTS FOR SHARED ACCESS WITH VOICE, DATA AND 120VAC POWER. FLUSH MOUNT IN FLOOR UNLESS OTHERWISE INDICATED. (4" DEEP MINIMUM) UNLESS OTHERWISE INDICATED. SEE AUDIOVISUAL DETAIL SHEETS.
CT	SCREW COVER JUNCTION BOX FOR AUDIOVISUAL CONDUIT TERMINATION; SIZED ACCORDINGLY. ALL CONDUITS TERMINATE AT THIS BOX UNLESS OTHERWISE INDICATED.
AV	MULTI-DISCIPLINE IN-WALL BOX; WITH DIVIDED COMPARTMENTS FOR SHARED ACCESS WITH VOICE, DATA AND 120VAC POWER. MOUNT FLUSH WITH FINISHED WALL TREATMENT, BEHIND DISPLAY, UNLESS OTHERWISE INDICATED. SEE AUDIOVISUAL DETAIL SHEETS.
AV	GANGABLE WALL BOX, 4-11/16" HIGH X 2-1/2" DEEP, FOR AUDIO/VIDEO RECEPTACLES. MOUNT FLUSH WITH FINISHED WALL TREATMENT, AT BASE BUILDING ELECTRICAL SWITCH HEIGHT UNLESS OTHERWISE INDICATED. SUBNUMBER INDICATE GANG #
AV	WALL BOX, HEIGHT AND WIDTH AS SPECIFIED, FOR AUDIO/VIDEO RECEPTACLES. MOUNT FLUSH WITH FINISHED WALL TREATMENT, AT BASE BUILDING ELECTRICAL SWITCH HEIGHT UNLESS OTHERWISE INDICATED.
IC	GANGABLE WALL BOX, 4-11/16" HIGH X 2-1/2" DEEP, FOR INTERCOM RECEPTACLES. MOUNT FLUSH WITH FINISHED WALL TREATMENT, AT BASE BUILDING ELECTRICAL SWITCH HEIGHT UNLESS OTHERWISE INDICATED. SUBNUMBER INDICATES GANG #
VC	GANGABLE WALL BOX, 4-11/16" HIGH X 2-1/2" DEEP, FOR WALL MOUNTED VOLUME CONTROLLER. MOUNT FLUSH WITH FINISHED WALL TREATMENT; COORDINATE HEIGHT WITH ARCHITECTURAL AND ADA REQUIREMENTS. SUBNUMBER INDICATES GANG #
CTL	BACK BOX FOR WALL-MOUNTED AUDIOVISUAL CONTROL SYSTEM TOUCH PANEL . BACK BOX TO BE OEM BY MANUFACTURER; REFERENCED TO MODEL NUMBER. MOUNT FLUSH WITH FINISHED WALL TREATMENT; COORDINATE HEIGHT WITH ARCHITECTURAL AND ADA REQUIREMENTS.
ANT	SINGLE-GANG WALL BOX, 4-11/16" HIGH X 2-1/2" DEEP, FOR MICROPHONE ANTENNA OR ASSISTIVE LISTENING ANTENNA. MOUNT FLUSH WITH FINISHED WALL TREATMENT; AT SPECIFIED HEIGHT. SUBNUMBER INDICATES GANG #
S SW	SINGLE-GANG WALL BOX, 4-11/16" HIGH X 2-1/2" DEEP, WITH 1-1/4" CONDUIT KNOCKOUTS AND BLANK COVER PLATE; FOR PIPE MOUNTED SPEAKER OR SUBWOOFER. MOUNT ON PIPE GRID.
$R/L	WALL SWITCH FOR PROJECTION SCREEN, RAISE/STOP/LOWER; SUPPLIED WITH SCREEN. MOUNT FLUSH WITH FINISHED WALL TREATMENT, AT BASE BUILDING ELECTRICAL SWITCH HEIGHT UNLESS OTHERWISE INDICATED.
	POWER RECEPTACLE, DUPLEX, 120 VAC, 20 AMP, HOSPITAL GRADE ORANGE. MOUNT AT BASE BUILDING OUTLET HEIGHT, UNLESS OTHERWISE INDICATED.
	WALL-MOUNTED TELECOM VOICE/DATA OUTLET BOX; QUANTITY AND TYPE OF CABLING AS PER PROJECT STANDARDS, UNLESS OTHERWISE NOTED. REFER TO THE ARCHITECTURAL DRAWINGS FOR DIMENSIONED LOCATION; MOUNT AT BASE BUILDING OUTLET HEIGHT, UNLESS OTHERWISE INDICATED.
AV	GANGABLE WALL BOX, 4-11/16" HIGH X 2-1/2" DEEP, WITH 1-1/4" CONDUIT KNOCKOUTS AND BLANK COVER PLATE; FOR AUDIOVISUAL CONNECTIVITY. MOUNT FLUSH WITH FINISHED CEILING TREATMENT. SUBNUMBER INDICATES NUMBER OF GANG.
CS	CEILING LOUDSPEAKER BACK BOX, GRILLE AND TILE BRIDGE. MOUNT FLUSH WITH FINISHED CEILING, AS SHOWN ON THE ARCHITECTURAL CEILING PLANS, UNLESS OTHERWISE INDICATED. CONFIRM THE INTEGRITY OF THE CEILING GRID SYSTEM WITH THE STRUCTURAL ENGINEER.
M/AV	PROJECTION SCREEN, PROJECTOR LIFT OR SHADE WITH LOW-VOLTAGE INTERFACE, SUPPLIED WITH DEVICE. MOUNT ABOVE FINISHED CEILING UNLESS OTHERWISE INDICATED. MAINTENANCE ACCESS TO BOX SHALL BE PROVIDED IN NON-ACCESSIBLE CEILINGS. PROVIDE UTILITY-GRADE 120VAC UNLESS OTHERWISE INDICATED.
	POWER RECEPTACLE, DUPLEX, 120 VAC, 20 AMP, HOSPITAL GRADE ORANGE, SEPARATE CIRCUIT. MOUNT FLUSH WITH FINISHED CEILING UNLESS OTHERWISE INDICATED.
	CEILING MOUNTED TELECOM DATA OUTLET BOX; QUANTITY AND TYPE OF CABLING AS PER PROJECT STANDARDS, UNLESS OTHERWISE INDICATED. REFER TO THE ARCHITECTURAL DRAWINGS FOR DIMENSIONED LOCATION.

AUDIOVISUAL ELECTRICAL NOTES

1. POWER AND DATA ON THE AV DRAWINGS ARE "FOR REFERENCE ONLY". PLEASE REFER TO ELECTRICAL AND LOW VOLTAGE DRAWINGS FOR EXACT QUANTITIES AND LOCATIONS. ASSOCIATED AV CONDUIT AND BOXES ON THE AV DRAWINGS ARE FOR DESIGN AND CONSTRUCTION ISSUE.
2. WHERE EXACT DIMENSIONS ARE NOT CALLED FOR, THE SCALE OF THIS DRAWING IS SUFFICIENTLY ACCURATE FOR DETERMINING ROUGH LOCATION OF EQUIPMENT, JUNCTION BOXES, OUTLET BOXES, WIREWAYS, PANELS, ETC. WHERE EXACT DIMENSIONS ARE CALLED FOR, THE REFERENCE SURFACE SHALL BE THE FINAL FINISHED SURFACE INCLUDING ANY ACOUSTICAL TREATMENT. ROOM DIMENSIONS ON THIS DRAWING HAVE BEEN TAKEN FROM PRELIMINARY ARCHITECTURAL DRAWINGS.
3. POWER CONDUIT, POWER WIREWAYS AND POWER JUNCTION BOXES ARE TO BE REVIEWED BY THE ELECTRICAL ENGINEER FOR CODE COMPLIANCE.
4. EMPTY CONDUITS RUNS ON THIS DRAWING SHOW ONLY INTERCONNECTION BETWEEN THE TERMINATION POINTS. THE EXACT PATH OF CONDUIT ARE TO BE DETERMINED BY FIELD CONDITIONS.
5. ALL EMPTY CONDUIT ON THIS DRAWING TO BE 1" UNLESS OTHERWISE NOTED. ALL EMPTY CONDUIT SHALL BE DEBURRED, CLEANED, CAPPED, TAGGED AND FURNISHED WITH PULL WIRES.
6. THERE SHALL BE A MINIMUM OF ONE PULL BOX FOR EVERY 100 FEET OF STRAIGHT EMPTY CONDUIT AND A PULL BOX FOR MORE THAN TWO 90° BENDS IN A CONDUIT RUN.
7. POWER RECEPTACLES SHOWN ON THIS DRAWING ARE DEDICATED TO SPECIFIC AUDIOVISUAL AND TELEVISION EQUIPMENT. REFER TO ELECTRICAL DRAWINGS FOR ADDITIONAL UTILITY POWER RECEPTACLES.
8. POWER BREAKER PANELS ARE SIZED AND SPECIFIED BY THE ELECTRICAL ENGINEER, REFER TO ELECTRICAL DRAWINGS. ALL CIRCUITS SHALL BE PROTECTED BY 120VAC, 20 AMP BREAKERS UNLESS OTHERWISE DETAILED.
9. WHERE POWER CIRCUITS ARE SHOWN TERMINATING IN JUNCTION BOXES WITHOUT RECEPTACLES, THE WIRES SHALL BE TAPED AND THE BOXES COVERED. THESE CIRCUITS WILL BE CONNECTED BY OTHERS DURING INSTALLATION OF THE AUDIOVISUAL SYSTEMS EQUIPMENT.
10. THE METHOD OF INSTALLATION OF BOXES IN WALLS, AND THE METHOD OF PASSAGE OF CONDUITS AND WIREWAYS THROUGH ACOUSTICALLY SENSITIVE WALLS SHALL BE COORDINATED WITH THE ACOUSTICAL CONSULTANT.

MATERIAL KEYING LEGEND:

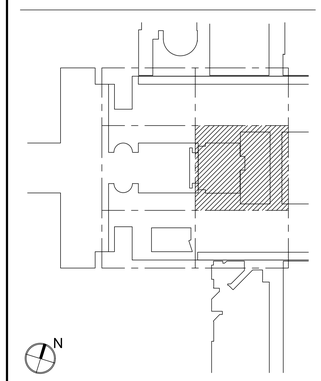

KEY PLAN

NO.	REVISIONS | SUBMISSIONS	DATE
5	GROUP III AV BID DOCUMENTS	09.06.2017
2	BID DOCUMENTS	05.28.2014
1	DESIGN MANUAL PHASE SUBMISSION	04.01.2013

FXFOWLE

FXFOWLE ARCHITECTS, LLP | 22 WEST 19TH STREET | NEW YORK, NY 10011 | T 212.627.1700 | F 212.463.8716 | WWW.FXFOWLE.COM

STRUCTURAL ENGINEER:
DESIMONE CONSULTING ENGINEERS
18 West 18th Street, 10th Floor, New York, New York 10011 212-532-2211

MECHANICAL, ELECTRICAL, PLUMBING, FIRE PROTECTION ENGINEER:
COLLADO ENGINEERING
2 Holland Avenue, White Plains, NY 10603 914-332-7658

THEATER PLANNING CONSULTANT
FISHER DACHS ASSOCIATES
22 West 19th Street, 6th Floor, New York, NY 10011 212-691-3020

ACOUSTICS & AUDIO VISUAL CONSULTANT
CERAMI & ASSOCIATES
404 Fifth Avenue, New York, NY 10018 212-370-1776

LIGHTING CONSULTANT
ILLUMINATION ARTS
690 Bloomfield Avenue, Suite 101, Bloomfield NJ 07003 973-771-1556

LANDSCAPE CONSULTANT
W ARCHITECTURE & LANDSCAPE ARCHITECTURE, LLC
155 Fifth Avenue Third Floor New York, NY 10010 P 212-981-3933 F 212-620-0798

CIVIL ENGINEER & HAZMAT
LANGAN
21 Penn PLaza 360 West 31st Street 8th Floor New York, NY 10001 212.479.5400 212.479.5444 (fax)

ELEVATOR CONSULTANT
VDA (VAN DEUSEN & ASSOCIATES)
Seven Penn Plaza, Suite 404 New York, NY 10001 Phone: 212-868-9090 Fax: 212-868-9099

IT CONSULTANT
GRID ASSOCIATES, LLC
P.O. Box 1785 Hoboken, NJ 07030 T 646.722.6600 / F 646.722.6625

SUSTAINABILITY / LEED
YR&G
161 Bowery - 4th Floor, New York, NY 10002 T 917.677.8023 / F 917.677.8023

COST ESTIMATING CONSULTANT
TOSCANO CLEMENTS TAYLOR, LLC
16 Oakwood Road Huntington, NY 11743 T 631.392.1400 / F 631.392.1399

C.I.T.L. PROJ. # 29402
SUNY PURCHASE COLLEGE
735 ANDERSON HILL ROAD | PURCHASE, NY 10577

DRAWING TITLE:

AUDIOVISUAL-ELECTRICAL - CITL BUILDING 2ND FLOOR (PLAZA +1 LEVEL) PLAN

Seal:

Drawn: AJC
Checked: BJM
Reviewed: BJM
Date:
Scale: 1/8" = 1'-0"

Project No.: 29402 (SUCF) / 09018.L00 (FXF)
Cad File:
Drawing No.: TA-314.0

© 2009 FXFOWLE ARCHITECTS, LLP | ALL RIGHTS RESERVED

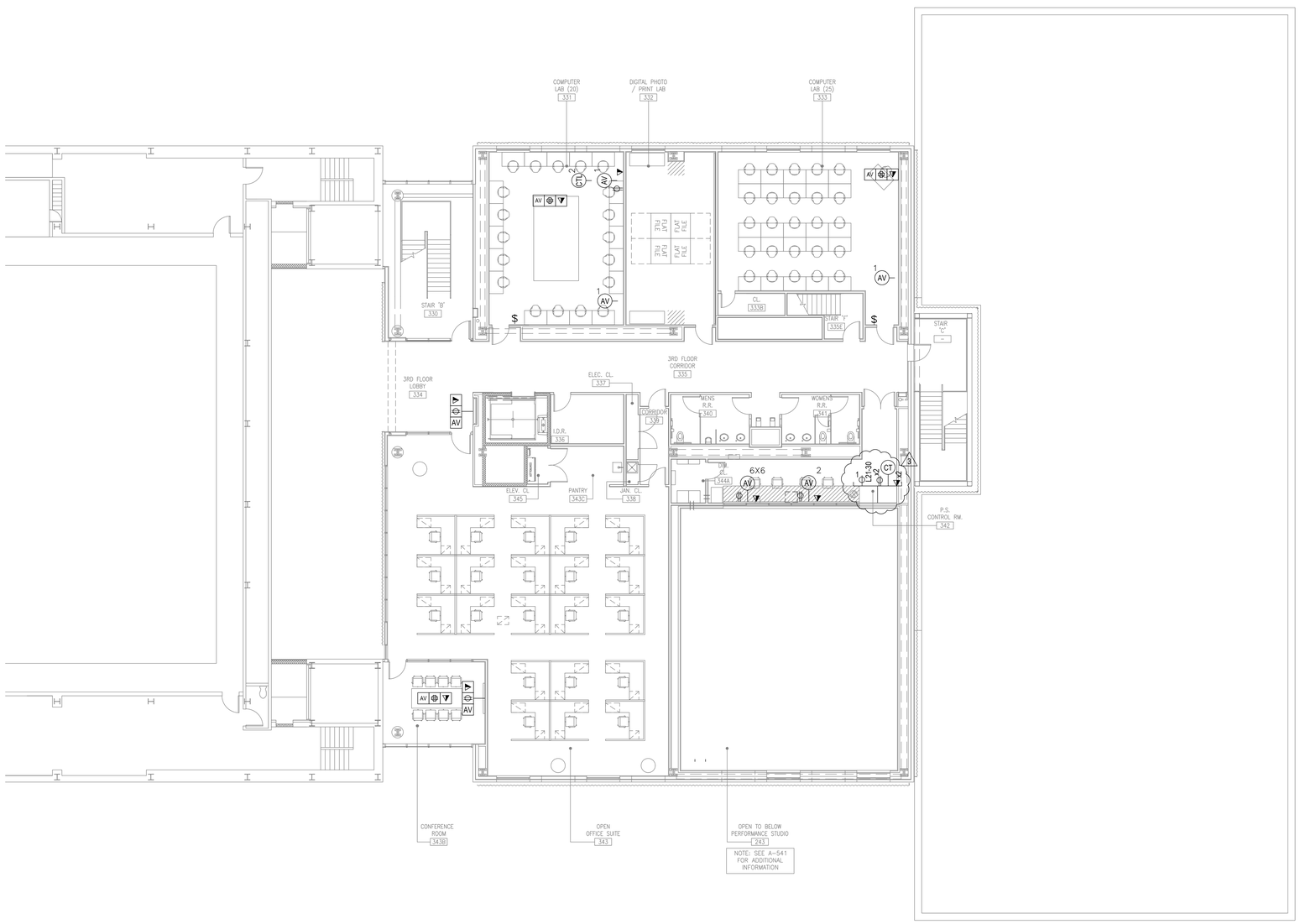

AUDIOVISUAL ELECTRICAL LEGEND

SYMBOL	DESCRIPTION
AV	MULTI-DISCIPLINE FLOOR BOX OR POKE-THRU, WITH HINGED COVER PLATE AND CARPET FLANGE; WITH DIVIDED COMPARTMENTS FOR SHARED ACCESS WITH VOICE, DATA AND 120VAC POWER. FLUSH MOUNT IN FLOOR UNLESS OTHERWISE INDICATED. (4" DEEP MINIMUM) UNLESS OTHERWISE INDICATED. SEE AUDIOVISUAL DETAIL SHEETS.
CT	SCREW COVER JUNCTION BOX FOR AUDIOVISUAL CONDUIT TERMINATION; SIZED ACCORDINGLY. ALL CONDUITS TERMINATE AT THIS BOX UNLESS OTHERWISE INDICATED.
AV	MULTI-DISCIPLINE IN-WALL BOX; WITH DIVIDED COMPARTMENTS FOR SHARED ACCESS WITH VOICE, DATA AND 120VAC POWER. MOUNT FLUSH WITH FINISHED WALL TREATMENT, BEHIND DISPLAY, UNLESS OTHERWISE INDICATED. SEE AUDIOVISUAL DETAIL SHEETS.
AV	GANGABLE WALL BOX, 4-11/16" HIGH X 2-1/2" DEEP, FOR AUDIO/VIDEO RECEPTACLES. MOUNT FLUSH WITH FINISHED WALL TREATMENT, AT BASE BUILDING ELECTRICAL SWITCH HEIGHT UNLESS OTHERWISE INDICATED. SUBNUMBER INDICATE GANG #
AV	WALL BOX, HEIGHT AND WIDTH AS SPECIFIED, FOR AUDIO/VIDEO RECEPTACLES. MOUNT FLUSH WITH FINISHED WALL TREATMENT, AT BASE BUILDING ELECTRICAL SWITCH HEIGHT UNLESS OTHERWISE INDICATED.
IC	GANGABLE WALL BOX, 4-11/16" HIGH X 2-1/2" DEEP, FOR INTERCOM RECEPTACLES. MOUNT FLUSH WITH FINISHED WALL TREATMENT, AT BASE BUILDING ELECTRICAL SWITCH HEIGHT UNLESS OTHERWISE INDICATED. SUBNUMBER INDICATES GANG #
VC	GANGABLE WALL BOX, 4-11/16" HIGH X 2-1/2" DEEP, FOR WALL MOUNTED VOLUME CONTROLLER. MOUNT FLUSH WITH FINISHED WALL TREATMENT; COORDINATE HEIGHT WITH ARCHITECTURAL AND ADA REQUIREMENTS. SUBNUMBER INDICATES GANG #
CTP	BACK BOX FOR WALL-MOUNTED AUDIOVISUAL CONTROL SYSTEM TOUCH PANEL . BACK BOX TO BE OEM BY MANUFACTURER; REFERENCED TO MODEL NUMBER. MOUNT FLUSH WITH FINISHED WALL TREATMENT; COORDINATE HEIGHT WITH ARCHITECTURAL AND ADA REQUIREMENTS.
ANT	SINGLE-GANG WALL BOX, 4-11/16" HIGH X 2-1/2" DEEP, FOR MICROPHONE ANTENNA OR ASSISTIVE LISTENING ANTENNA. MOUNT FLUSH WITH FINISHED WALL TREATMENT; AT SPECIFIED HEIGHT. SUBNUMBER INDICATES GANG #
S SW	SINGLE-GANG WALL BOX, 4-11/16" HIGH X 2-1/2" DEEP, WITH 1-1/4" CONDUIT KNOCKOUTS AND BLANK COVER PLATE; FOR PIPE MOUNTED SPEAKER OR SUBWOOFER. MOUNT ON PIPE GRID.
$R/L	WALL SWITCH FOR PROJECTION SCREEN, RAISE/STOP/LOWER; SUPPLIED WITH SCREEN. MOUNT FLUSH WITH FINISHED WALL TREATMENT, AT BASE BUILDING ELECTRICAL SWITCH HEIGHT UNLESS OTHERWISE INDICATED.
	POWER RECEPTACLE, DUPLEX, 120 VAC, 20 AMP, HOSPITAL GRADE ORANGE. MOUNT AT BASE BUILDING OUTLET HEIGHT, UNLESS OTHERWISE INDICATED.
	WALL-MOUNTED TELECOM VOICE/DATA OUTLET BOX; QUANTITY AND TYPE OF CABLING AS PER PROJECT STANDARDS, UNLESS OTHERWISE NOTED. REFER TO THE ARCHITECTURAL DRAWINGS FOR DIMENSIONED LOCATION; MOUNT AT BASE BUILDING OUTLET HEIGHT, UNLESS OTHERWISE INDICATED.
AV	GANGABLE WALL BOX, 4-11/16" HIGH X 2-1/2" DEEP, WITH 1-1/4" CONDUIT KNOCKOUTS AND BLANK COVER PLATE; FOR AUDIOVISUAL CONNECTIVITY. MOUNT FLUSH WITH FINISHED CEILING TREATMENT. SUBNUMBER INDICATES NUMBER OF GANG.
CS	CEILING LOUDSPEAKER BACK BOX, GRILLE AND TILE BRIDGE. MOUNT FLUSH WITH FINISHED CEILING, AS SHOWN ON THE ARCHITECTURAL CEILING PLANS, UNLESS OTHERWISE INDICATED. CONFIRM THE INTEGRITY OF THE CEILING GRID SYSTEM WITH THE STRUCTURAL ENGINEER.
M AV	PROJECTION SCREEN, PROJECTOR LIFT OR SHADE WITH LOW-VOLTAGE INTERFACE, SUPPLIED WITH DEVICE. MOUNT ABOVE FINISHED CEILING UNLESS OTHERWISE INDICATED. MAINTENANCE ACCESS TO BOX SHALL BE PROVIDED IN NON-ACCESSIBLE CEILINGS. PROVIDE UTILITY-GRADE 120VAC UNLESS OTHERWISE INDICATED.
	POWER RECEPTACLE, DUPLEX, 120 VAC, 20 AMP, HOSPITAL GRADE ORANGE, SEPARATE CIRCUIT. MOUNT FLUSH WITH FINISHED CEILING UNLESS OTHERWISE INDICATED.
	CEILING MOUNTED TELECOM DATA OUTLET BOX; QUANTITY AND TYPE OF CABLING AS PER PROJECT STANDARDS, UNLESS OTHERWISE INDICATED. REFER TO THE ARCHITECTURAL DRAWINGS FOR DIMENSIONED LOCATION.

AUDIOVISUAL ELECTRICAL NOTES

1. POWER AND DATA ON THE AV DRAWINGS ARE "FOR REFERENCE ONLY". PLEASE REFER TO ELECTRICAL AND LOW VOLTAGE DRAWINGS FOR EXACT QUANTITIES AND LOCATIONS. ASSOCIATED AV CONDUIT AND BOXES ON THE AV DRAWINGS ARE FOR DESIGN AND CONSTRUCTION ISSUE.
2. WHERE EXACT DIMENSIONS ARE NOT CALLED FOR, THE SCALE OF THIS DRAWING IS SUFFICIENTLY ACCURATE FOR DETERMINING ROUGH LOCATION OF EQUIPMENT, JUNCTION BOXES, OUTLET BOXES, WIREWAYS, PANELS, ETC. WHERE EXACT DIMENSIONS ARE CALLED FOR, THE REFERENCE SURFACE SHALL BE THE FINAL FINISHED SURFACE INCLUDING ANY ACOUSTICAL TREATMENT. ROOM DIMENSIONS ON THIS DRAWING HAVE BEEN TAKEN FROM PRELIMINARY ARCHITECTURAL DRAWINGS.
3. POWER CONDUIT, POWER WIREWAYS AND POWER JUNCTION BOXES ARE TO BE REVIEWED BY THE ELECTRICAL ENGINEER FOR CODE COMPLIANCE.
4. EMPTY CONDUITS RUNS ON THIS DRAWING SHOW ONLY INTERCONNECTION BETWEEN THE TERMINATION POINTS. THE EXACT PATH OF CONDUIT ARE TO BE DETERMINED BY FIELD CONDITIONS.
5. ALL EMPTY CONDUIT ON THIS DRAWING TO BE 1" UNLESS OTHERWISE NOTED. ALL EMPTY CONDUIT SHALL BE DEBURRED, CLEANED, CAPPED, TAGGED AND FURNISHED WITH PULL WIRES.
6. THERE SHALL BE A MINIMUM OF ONE PULL BOX FOR EVERY 100 FEET OF STRAIGHT EMPTY CONDUIT AND A PULL BOX FOR MORE THAN TWO 90° BENDS IN A CONDUIT RUN.
7. POWER RECEPTACLES SHOWN ON THIS DRAWING ARE DEDICATED TO SPECIFIC AUDIOVISUAL AND TELEVISION EQUIPMENT. REFER TO ELECTRICAL DRAWINGS FOR ADDITIONAL UTILITY POWER RECEPTACLES.
8. POWER BREAKER PANELS ARE SIZED AND SPECIFIED BY THE ELECTRICAL ENGINEER, REFER TO ELECTRICAL DRAWINGS. ALL CIRCUITS SHALL BE PROTECTED BY 120VAC, 20 AMP BREAKERS UNLESS OTHERWISE DETAILED.
9. WHERE POWER CIRCUITS ARE SHOWN TERMINATING IN JUNCTION BOXES WITHOUT RECEPTACLES, THE WIRES SHALL BE TAPED AND THE BOXES COVERED. THESE CIRCUITS WILL BE CONNECTED BY OTHERS DURING INSTALLATION OF THE AUDIOVISUAL SYSTEMS EQUIPMENT.
10. THE METHOD OF INSTALLATION OF BOXES IN WALLS, AND THE METHOD OF PASSAGE OF CONDUITS AND WIREWAYS THROUGH ACOUSTICALLY SENSITIVE WALLS SHALL BE COORDINATED WITH THE ACOUSTICAL CONSULTANT.

MATERIAL KEYING LEGEND:

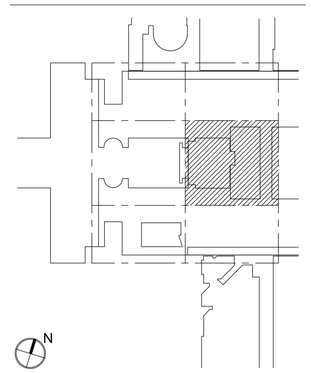

KEY PLAN

NO.	REVISIONS | SUBMISSIONS	DATE
5	GROUP III AV BID DOCUMENTS	09.06.2017
3	BULLETIN	08.23.2017
2	BID DOCUMENTS	05.28.2014
1	DESIGN MANUAL PHASE SUBMISSION	04.01.2013

FXFOWLE

FXFOWLE ARCHITECTS, LLP | 22 WEST 19TH STREET | NEW YORK, NY 10011 | T 212.627.1700 | F 212.463.8716 | WWW.FXFOWLE.COM

STRUCTURAL ENGINEER:
DESIMONE CONSULTING ENGINEERS
18 West 18th Street, 10th Floor, New York, New York 10011 212-532-2211

MECHANICAL, ELECTRICAL, PLUMBING, FIRE PROTECTION ENGINEER:
COLLADO ENGINEERING
2 Holland Avenue, White Plains, NY 10603 914-332-7658

THEATER PLANNING CONSULTANT
FISHER DACHS ASSOCIATES
22 West 19th Street, 6th Floor, New York, NY 10011 212-691-3020

ACOUSTICS & AUDIO / VISUAL CONSULTANT
CERAMI & ASSOCIATES
404 Fifth Avenue, New York, NY 10018 212-370-1776

LIGHTING CONSULTANT
ILLUMINATION ARTS
690 Bloomfield Avenue, Suite 101, Bloomfield NJ 07003 973-771-1556

LANDSCAPE CONSULTANT
W ARCHITECTURE & LANDSCAPE ARCHITECTURE, LLC
155 Fifth Avenue Third Floor New York, NY 10010 P 212-981-3933 F 212-620-0798

CIVIL ENGINEER & HAZMAT
LANGAN
21 Penn PLaza 360 West 31st Street 8th Floor New York, NY 10001 212.479.5400 212.479.5444 (fax)

ELEVATOR CONSULTANT
VDA (VAN DEUSEN & ASSOCIATES)
Seven Penn Plaza, Suite 404 New York, NY 10001 Phone: 212-868-9090 Fax: 212-868-9099

IT CONSULTANT
GRID ASSOCIATES, LLC
P.O. Box 1785 Hoboken, NJ 07030 T 646.722.6600 / F 646.722.6625

SUSTAINABILITY / LEED
YR&G
161 Bowery - 4th Floor, New York, NY 10002 T 917.677.8023 / F 917.677.8023

COST ESTIMATING CONSULTANT
TOSCANO CLEMENTS TAYLOR, LLC
16 Oakwood Road Huntington, NY 11743 T 631.392.1400 / F 631.392.1399

C.I.T.L. PROJ. # 29402
SUNY PURCHASE COLLEGE
735 ANDERSON HILL ROAD | PURCHASE, NY 10577

DRAWING TITLE:

AUDIOVISUAL-ELECTRICAL - CITL BUILDING 3RD FLOOR (PLAZA +2 LEVEL) PLAN

Seal:

Drawn: AJC
Checked: BJM
Reviewed: BJM
Date:
Scale: 1/8" = 1'-0"

Project No.: 29402 (SUCF) / 09018.L00 (FXF)
Cad File:
Drawing No.:

TA-315.0

© 2009 FXFOWLE ARCHITECTS, LLP | ALL RIGHTS RESERVED

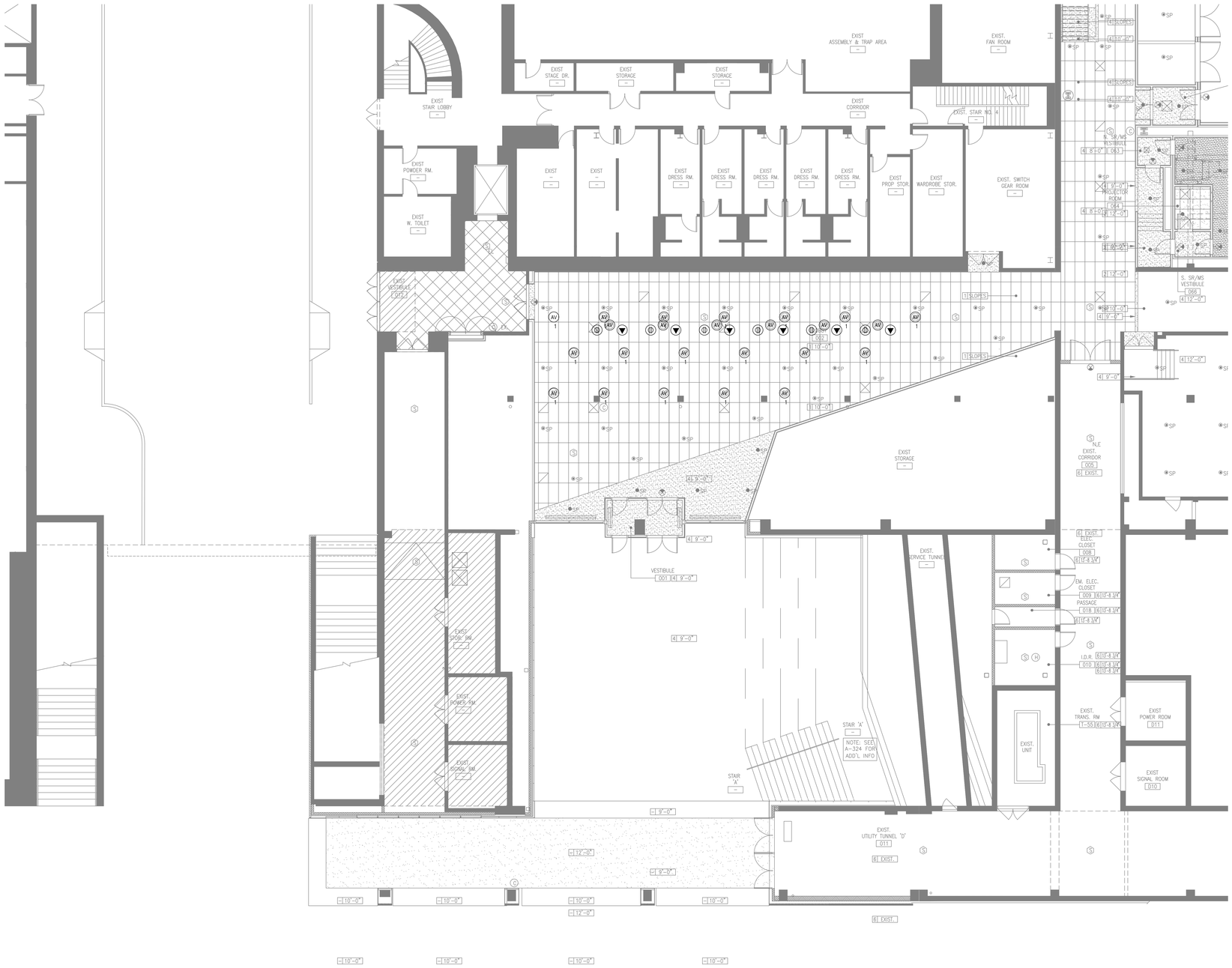

AUDIOVISUAL ELECTRICAL LEGEND

SYMBOL	DESCRIPTION
AV	MULTI-DISCIPLINE FLOOR BOX OR POKE-THRU, WITH HINGED COVER PLATE AND CARPET FLANGE; WITH DIVIDED COMPARTMENTS FOR SHARED ACCESS WITH VOICE, DATA AND 120VAC POWER. FLUSH MOUNT IN FLOOR UNLESS OTHERWISE INDICATED. (4" DEEP MINIMUM) UNLESS OTHERWISE INDICATED. SEE AUDIOVISUAL DETAIL SHEETS.
CT	SCREW COVER JUNCTION BOX FOR AUDIOVISUAL CONDUIT TERMINATION; SIZED ACCORDINGLY. ALL CONDUITS TERMINATE AT THIS BOX UNLESS OTHERWISE INDICATED.
AV	MULTI-DISCIPLINE IN-WALL BOX; WITH DIVIDED COMPARTMENTS FOR SHARED ACCESS WITH VOICE, DATA AND 120VAC POWER. MOUNT FLUSH WITH FINISHED WALL TREATMENT, BEHIND DISPLAY, UNLESS OTHERWISE INDICATED. SEE AUDIOVISUAL DETAIL SHEETS.
AV	GANGABLE WALL BOX, 4-11/16" HIGH X 2-1/2" DEEP, FOR AUDIO/VIDEO RECEPTACLES. MOUNT FLUSH WITH FINISHED WALL TREATMENT, AT BASE BUILDING ELECTRICAL SWITCH HEIGHT UNLESS OTHERWISE INDICATED. SUBNUMBER INDICATE GANG #
AV	WALL BOX, HEIGHT AND WIDTH AS SPECIFIED, FOR AUDIO/VIDEO RECEPTACLES. MOUNT FLUSH WITH FINISHED WALL TREATMENT, AT BASE BUILDING ELECTRICAL SWITCH HEIGHT UNLESS OTHERWISE INDICATED.
IC	GANGABLE WALL BOX, 4-11/16" HIGH X 2-1/2" DEEP, FOR INTERCOM RECEPTACLES. MOUNT FLUSH WITH FINISHED WALL TREATMENT, AT BASE BUILDING ELECTRICAL SWITCH HEIGHT UNLESS OTHERWISE INDICATED. SUBNUMBER INDICATES GANG #
VC	GANGABLE WALL BOX, 4-11/16" HIGH X 2-1/2" DEEP, FOR WALL MOUNTED VOLUME CONTROLLER. MOUNT FLUSH WITH FINISHED WALL TREATMENT; COORDINATE HEIGHT WITH ARCHITECTURAL AND ADA REQUIREMENTS. SUBNUMBER INDICATES GANG #
CTL	BACK BOX FOR WALL-MOUNTED AUDIOVISUAL CONTROL SYSTEM TOUCH PANEL . BACK BOX TO BE OEM BY MANUFACTURER; REFERENCED TO MODEL NUMBER. MOUNT FLUSH WITH FINISHED WALL TREATMENT; COORDINATE HEIGHT WITH ARCHITECTURAL AND ADA REQUIREMENTS.
ANT	SINGLE-GANG WALL BOX, 4-11/16" HIGH X 2-1/2" DEEP, FOR MICROPHONE ANTENNA OR ASSISTIVE LISTENING ANTENNA. MOUNT FLUSH WITH FINISHED WALL TREATMENT; AT SPECIFIED HEIGHT. SUBNUMBER INDICATES GANG #
S SW	SINGLE-GANG WALL BOX, 4-11/16" HIGH X 2-1/2" DEEP, WITH 1-1/4" CONDUIT KNOCKOUTS AND BLANK COVER PLATE; FOR PIPE MOUNTED SPEAKER OR SUBWOOFER. MOUNT ON PIPE GRID.
$ R/L	WALL SWITCH FOR PROJECTION SCREEN, RAISE/STOP/LOWER; SUPPLIED WITH SCREEN. MOUNT FLUSH WITH FINISHED WALL TREATMENT, AT BASE BUILDING ELECTRICAL SWITCH HEIGHT UNLESS OTHERWISE INDICATED.
	POWER RECEPTACLE, DUPLEX, 120 VAC, 20 AMP, HOSPITAL GRADE ORANGE. MOUNT AT BASE BUILDING OUTLET HEIGHT, UNLESS OTHERWISE INDICATED.
	WALL-MOUNTED TELECOM VOICE/DATA OUTLET BOX; QUANTITY AND TYPE OF CABLING AS PER PROJECT STANDARDS, UNLESS OTHERWISE NOTED. REFER TO THE ARCHITECTURAL DRAWINGS FOR DIMENSIONED LOCATION; MOUNT AT BASE BUILDING OUTLET HEIGHT, UNLESS OTHERWISE INDICATED.
AV	GANGABLE WALL BOX, 4-11/16" HIGH X 2-1/2" DEEP, WITH 1-1/4" CONDUIT KNOCKOUTS AND BLANK COVER PLATE; FOR AUDIOVISUAL CONNECTIVITY. MOUNT FLUSH WITH FINISHED CEILING TREATMENT. SUBNUMBER INDICATES NUMBER OF GANG.
CS	CEILING LOUDSPEAKER BACK BOX, GRILLE AND TILE BRIDGE. MOUNT FLUSH WITH FINISHED CEILING, AS SHOWN ON THE ARCHITECTURAL CEILING PLANS, UNLESS OTHERWISE INDICATED. CONFIRM THE INTEGRITY OF THE CEILING GRID SYSTEM WITH THE STRUCTURAL ENGINEER.
M AV	PROJECTION SCREEN. PROJECTOR LIFT OR SHADE WITH LOW-VOLTAGE INTERFACE, SUPPLIED WITH DEVICE. MOUNT ABOVE FINISHED CEILING UNLESS OTHERWISE INDICATED. MAINTENANCE ACCESS TO BOX SHALL BE PROVIDED IN NON-ACCESSIBLE CEILINGS. PROVIDE UTILITY-GRADE 120VAC UNLESS OTHERWISE INDICATED.
	POWER RECEPTACLE, DUPLEX, 120 VAC, 20 AMP, HOSPITAL GRADE ORANGE, SEPARATE CIRCUIT. MOUNT FLUSH WITH FINISHED CEILING UNLESS OTHERWISE INDICATED.
	CEILING MOUNTED TELECOM DATA OUTLET BOX; QUANTITY AND TYPE OF CABLING AS PER PROJECT STANDARDS, UNLESS OTHERWISE INDICATED. REFER TO THE ARCHITECTURAL DRAWINGS FOR DIMENSIONED LOCATION.

AUDIOVISUAL ELECTRICAL NOTES

1. POWER AND DATA ON THE AV DRAWINGS ARE "FOR REFERENCE ONLY". PLEASE REFER TO ELECTRICAL AND LOW VOLTAGE DRAWINGS FOR EXACT QUANTITIES AND LOCATIONS. ASSOCIATED AV CONDUIT AND BOXES ON THE AV DRAWINGS ARE FOR DESIGN AND CONSTRUCTION ISSUE.
2. WHERE EXACT DIMENSIONS ARE NOT CALLED FOR, THE SCALE OF THIS DRAWING IS SUFFICIENTLY ACCURATE FOR DETERMINING ROUGH LOCATION OF EQUIPMENT, JUNCTION BOXES, OUTLET BOXES, WIREWAYS, PANELS, ETC. WHERE EXACT DIMENSIONS ARE CALLED FOR, THE REFERENCE SURFACE SHALL BE THE FINAL FINISHED SURFACE INCLUDING ANY ACOUSTICAL TREATMENT. ROOM DIMENSIONS ON THIS DRAWING HAVE BEEN TAKEN FROM PRELIMINARY ARCHITECTURAL DRAWINGS.
3. POWER CONDUIT, POWER WIREWAYS AND POWER JUNCTION BOXES ARE TO BE REVIEWED BY THE ELECTRICAL ENGINEER FOR CODE COMPLIANCE.
4. EMPTY CONDUITS RUNS ON THIS DRAWING SHOW ONLY INTERCONNECTION BETWEEN THE TERMINATION POINTS. THE EXACT PATH OF CONDUIT ARE TO BE DETERMINED BY FIELD CONDITIONS.
5. ALL EMPTY CONDUIT ON THIS DRAWING TO BE 1" UNLESS OTHERWISE NOTED. ALL EMPTY CONDUIT SHALL BE DEBURRED, CLEANED, CAPPED, TAGGED AND FURNISHED WITH PULL WIRES.
6. THERE SHALL BE A MINIMUM OF ONE PULL BOX FOR EVERY 100 FEET OF STRAIGHT EMPTY CONDUIT AND A PULL BOX FOR MORE THAN TWO 90° BENDS IN A CONDUIT RUN.
7. POWER RECEPTACLES SHOWN ON THIS DRAWING ARE DEDICATED TO SPECIFIC AUDIOVISUAL AND TELEVISION EQUIPMENT. REFER TO ELECTRICAL DRAWINGS FOR ADDITIONAL UTILITY POWER RECEPTACLES.
8. POWER BREAKER PANELS ARE SIZED AND SPECIFIED BY THE ELECTRICAL ENGINEER, REFER TO ELECTRICAL DRAWINGS. ALL CIRCUITS SHALL BE PROTECTED BY 120VAC, 20 AMP BREAKERS UNLESS OTHERWISE DETAILED.
9. WHERE POWER CIRCUITS ARE SHOWN TERMINATING IN JUNCTION BOXES WITHOUT RECEPTACLES, THE WIRES SHALL BE TAPED AND THE BOXES COVERED. THESE CIRCUITS WILL BE CONNECTED BY OTHERS DURING INSTALLATION OF THE AUDIOVISUAL SYSTEMS EQUIPMENT.
10. THE METHOD OF INSTALLATION OF BOXES IN WALLS, AND THE METHOD OF PASSAGE OF CONDUITS AND WIREWAYS THROUGH ACOUSTICALLY SENSITIVE WALLS SHALL BE COORDINATED WITH THE ACOUSTICAL CONSULTANT.

MATERIAL KEYING LEGEND:

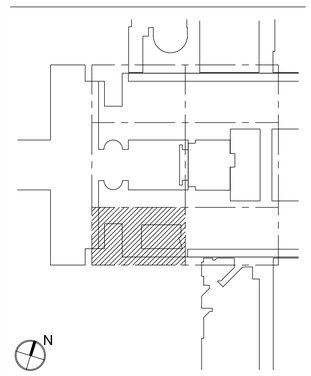

KEY PLAN

NO.	REVISIONS | SUBMISSIONS	DATE
5	GROUP III AV BID DOCUMENTS	09.06.2017
2	BID DOCUMENTS	05.28.2014
1	DESIGN MANUAL PHASE SUBMISSION	04.01.2013

FXFOWLE

FXFOWLE ARCHITECTS, LLP | 22 WEST 19TH STREET | NEW YORK, NY 10011 | T 212.627.1700 | F 212.463.8716 | WWW.FXFOWLE.COM

STRUCTURAL ENGINEER:
DESIMONE CONSULTING ENGINEERS
18 West 18th Street, 10th Floor, New York, New York 10011 212-532-2211

MECHANICAL, ELECTRICAL, PLUMBING, FIRE PROTECTION ENGINEER:
COLLADO ENGINEERING
2 Holland Avenue, White Plains, NY 10603 914-332-7658

THEATER PLANNING CONSULTANT
FISHER DACHS ASSOCIATES
22 West 19th Street, 8th Floor, New York, NY 10011 212-691-3020

ACOUSTICS & AUDIO / VISUAL CONSULTANT
CERAMI & ASSOCIATES
404 Fifth Avenue, New York, NY 10018 212-370-1776

LIGHTING CONSULTANT
ILLUMINATION ARTS
650 Bloomfield Avenue, Suite 101, Bloomfield NJ 07003 973-771-1556

LANDSCAPE CONSULTANT
W ARCHITECTURE & LANDSCAPE ARCHITECTURE, LLC
155 Fifth Avenue Third Floor New York, NY 10010 P 212-981-3933 F 212-620-0798

CIVIL ENGINEER & HAZMAT
LANGAN
21 Penn PLaza 360 West 31st Street 8th Floor New York, NY 10001 212.479.5400 212.479.5444 (fax)

ELEVATOR CONSULTANT
VDA (VAN DEUSEN & ASSOCIATES)
Seven Penn Plaza, Suite 404 New York, NY 10001 Phone: 212-868-9090 Fax: 212-868-9099

IT CONSULTANT
GRID ASSOCIATES, LLC
P.O. Box 1785 Hoboken, NJ 07030 T 646.722.6600 / F 646.722.6625

SUSTAINABILITY / LEED
YR&G
161 Bowery - 4th Floor, New York, NY 10002 T 917.677.8023 / F 917.677.8023

COST ESTIMATING CONSULTANT
TOSCANO CLEMENTS TAYLOR, LLC
16 Oakwood Road Huntington, NY 11743 T 631.392.1400 / F 631.392.1399

C.I.T.L. PROJ. # 29402
SUNY PURCHASE COLLEGE
735 ANDERSON HILL ROAD | PURCHASE, NY 10577

DRAWING TITLE:

AUDIOVISUAL-ELECTRICAL - ENTRY PAVILION CONCOURSE (BASEMENT LEVEL) RCP

Seal:

Drawn: AJC
Checked: BJM
Reviewed: BJM
Date:
Scale: 1/8" = 1'-0"

Project No.: 29402 (SUCF) / 09018.L00 (FXF)
Cad File:
Drawing No.:

TA-402.0

© 2009 FXFOWLE ARCHITECTS, LLP | ALL RIGHTS RESERVED

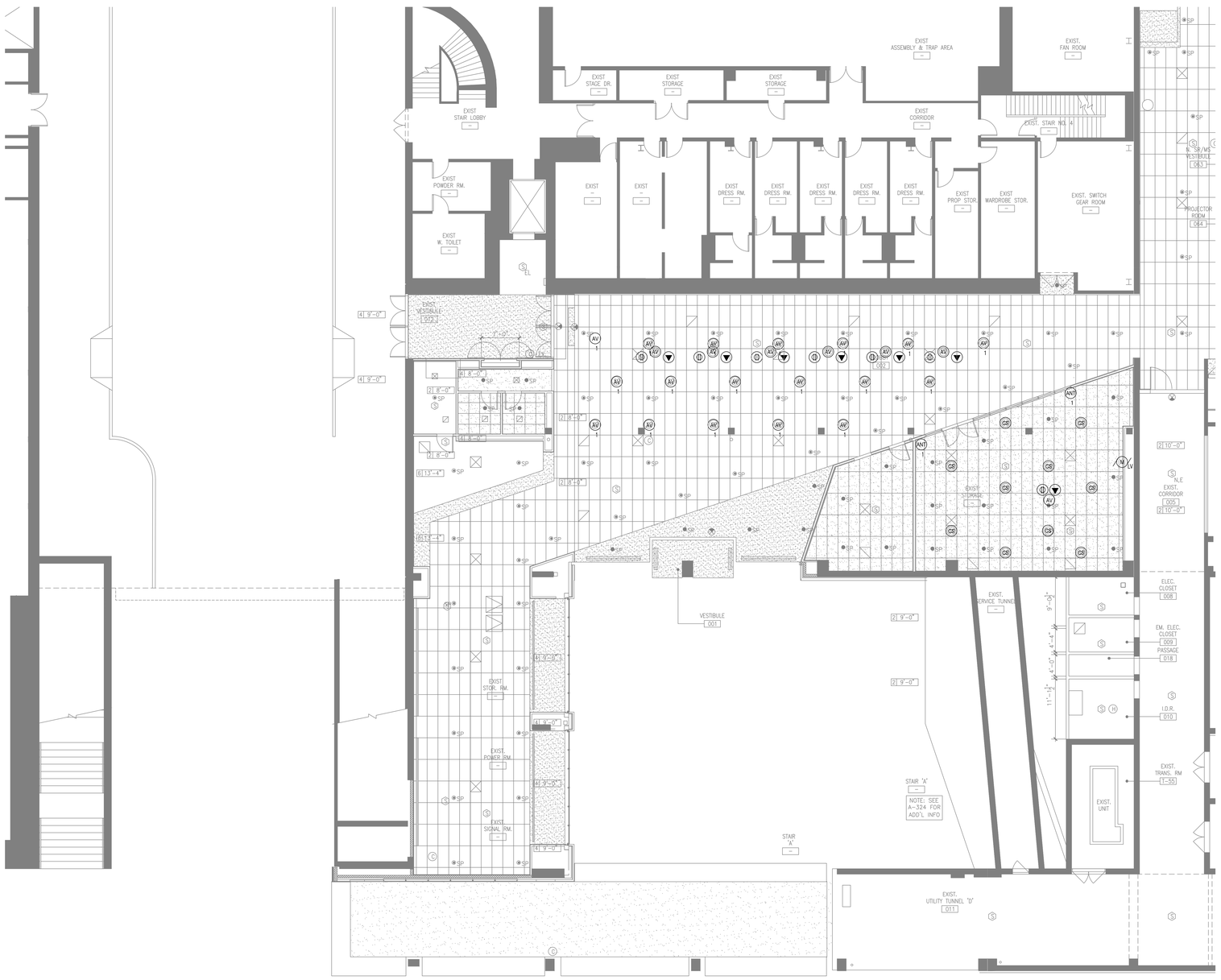

AUDIOVISUAL ELECTRICAL LEGEND

SYMBOL	DESCRIPTION
AV	MULTI-DISCIPLINE FLOOR BOX OR POKE-THRU, WITH HINGED COVER PLATE AND CARPET FLANGE; WITH DIVIDED COMPARTMENTS FOR SHARED ACCESS WITH VOICE, DATA AND 120VAC POWER. FLUSH MOUNT IN FLOOR UNLESS OTHERWISE INDICATED. (4" DEEP MINIMUM) UNLESS OTHERWISE INDICATED. SEE AUDIOVISUAL DETAIL SHEETS.
CT	SCREW COVER JUNCTION BOX FOR AUDIOVISUAL CONDUIT TERMINATION; SIZED ACCORDINGLY. ALL CONDUITS TERMINATE AT THIS BOX UNLESS OTHERWISE INDICATED.
AV	MULTI-DISCIPLINE IN-WALL BOX; WITH DIVIDED COMPARTMENTS FOR SHARED ACCESS WITH VOICE, DATA AND 120VAC POWER. MOUNT FLUSH WITH FINISHED WALL TREATMENT, BEHIND DISPLAY, UNLESS OTHERWISE INDICATED. SEE AUDIOVISUAL DETAIL SHEETS.
AV	GANGABLE WALL BOX, 4-11/16" HIGH X 2-1/2" DEEP, FOR AUDIO/VIDEO RECEPTACLES. MOUNT FLUSH WITH FINISHED WALL TREATMENT, AT BASE BUILDING ELECTRICAL SWITCH HEIGHT UNLESS OTHERWISE INDICATED. SUBNUMBER INDICATE GANG #
AV	WALL BOX, HEIGHT AND WIDTH AS SPECIFIED, FOR AUDIO/VIDEO RECEPTACLES. MOUNT FLUSH WITH FINISHED WALL TREATMENT, AT BASE BUILDING ELECTRICAL SWITCH HEIGHT UNLESS OTHERWISE INDICATED.
IC	GANGABLE WALL BOX, 4-11/16" HIGH X 2-1/2" DEEP, FOR INTERCOM RECEPTACLES. MOUNT FLUSH WITH FINISHED WALL TREATMENT, AT BASE BUILDING ELECTRICAL SWITCH HEIGHT UNLESS OTHERWISE INDICATED. SUBNUMBER INDICATES GANG #
VC	GANGABLE WALL BOX, 4-11/16" HIGH X 2-1/2" DEEP, FOR WALL MOUNTED VOLUME CONTROLLER. MOUNT FLUSH WITH FINISHED WALL TREATMENT; COORDINATE HEIGHT WITH ARCHITECTURAL AND ADA REQUIREMENTS. SUBNUMBER INDICATES GANG #
CT	BACK BOX FOR WALL-MOUNTED AUDIOVISUAL CONTROL SYSTEM TOUCH PANEL . BACK BOX TO BE OEM BY MANUFACTURER; REFERENCED TO MODEL NUMBER. MOUNT FLUSH WITH FINISHED WALL TREATMENT; COORDINATE HEIGHT WITH ARCHITECTURAL AND ADA REQUIREMENTS.
ANT	SINGLE-GANG WALL BOX, 4-11/16" HIGH X 2-1/2" DEEP, FOR MICROPHONE ANTENNA OR ASSISTIVE LISTENING ANTENNA. MOUNT FLUSH WITH FINISHED WALL TREATMENT; AT SPECIFIED HEIGHT. SUBNUMBER INDICATES GANG #
S SW	SINGLE-GANG WALL BOX, 4-11/16" HIGH X 2-1/2" DEEP, WITH 1-1/4" CONDUIT KNOCKOUTS AND BLANK COVER PLATE; FOR PIPE MOUNTED SPEAKER OR SUBWOOFER. MOUNT ON PIPE GRID.
$ R/L	WALL SWITCH FOR PROJECTION SCREEN, RAISE/STOP/LOWER; SUPPLIED WITH SCREEN. MOUNT FLUSH WITH FINISHED WALL TREATMENT, AT BASE BUILDING ELECTRICAL SWITCH HEIGHT UNLESS OTHERWISE INDICATED.
	POWER RECEPTACLE, DUPLEX, 120 VAC, 20 AMP, HOSPITAL GRADE ORANGE. MOUNT AT BASE BUILDING OUTLET HEIGHT, UNLESS OTHERWISE INDICATED.
	WALL-MOUNTED TELECOM VOICE/DATA OUTLET BOX; QUANTITY AND TYPE OF CABLING AS PER PROJECT STANDARDS, UNLESS OTHERWISE NOTED. REFER TO THE ARCHITECTURAL DRAWINGS FOR DIMENSIONED LOCATION; MOUNT AT BASE BUILDING OUTLET HEIGHT, UNLESS OTHERWISE INDICATED.
AV	GANGABLE WALL BOX, 4-11/16" HIGH X 2-1/2" DEEP, WITH 1-1/4" CONDUIT KNOCKOUTS AND BLANK COVER PLATE; FOR AUDIOVISUAL CONNECTIVITY. MOUNT FLUSH WITH FINISHED CEILING TREATMENT. SUBNUMBER INDICATES NUMBER OF GANG.
CS	CEILING LOUDSPEAKER BACK BOX, GRILLE AND TILE BRIDGE. MOUNT FLUSH WITH FINISHED CEILING, AS SHOWN ON THE ARCHITECTURAL CEILING PLANS, UNLESS OTHERWISE INDICATED. CONFIRM THE INTEGRITY OF THE CEILING GRID SYSTEM WITH THE STRUCTURAL ENGINEER.
M LV	PROJECTION SCREEN, PROJECTOR LIFT OR SHADE WITH LOW-VOLTAGE INTERFACE, SUPPLIED WITH DEVICE. MOUNT ABOVE FINISHED CEILING UNLESS OTHERWISE INDICATED. MAINTENANCE ACCESS TO BOX SHALL BE PROVIDED IN NON-ACCESSIBLE CEILINGS. PROVIDE UTILITY-GRADE 120VAC UNLESS OTHERWISE INDICATED.
	POWER RECEPTACLE, DUPLEX, 120 VAC, 20 AMP, HOSPITAL GRADE ORANGE, SEPARATE CIRCUIT. MOUNT FLUSH WITH FINISHED CEILING UNLESS OTHERWISE INDICATED.
	CEILING MOUNTED TELECOM DATA OUTLET BOX; QUANTITY AND TYPE OF CABLING AS PER PROJECT STANDARDS, UNLESS OTHERWISE INDICATED. REFER TO THE ARCHITECTURAL DRAWINGS FOR DIMENSIONED LOCATION.

AUDIOVISUAL ELECTRICAL NOTES

1. POWER AND DATA ON THE AV DRAWINGS ARE "FOR REFERENCE ONLY". PLEASE REFER TO ELECTRICAL AND LOW VOLTAGE DRAWINGS FOR EXACT QUANTITIES AND LOCATIONS. ASSOCIATED AV CONDUIT AND BOXES ON THE AV DRAWINGS ARE FOR DESIGN AND CONSTRUCTION ISSUE.
2. WHERE EXACT DIMENSIONS ARE NOT CALLED FOR, THE SCALE OF THIS DRAWING IS SUFFICIENTLY ACCURATE FOR DETERMINING ROUGH LOCATION OF EQUIPMENT, JUNCTION BOXES, OUTLET BOXES, WIREWAYS, PANELS, ETC. WHERE EXACT DIMENSIONS ARE CALLED FOR, THE REFERENCE SURFACE SHALL BE THE FINAL FINISHED SURFACE INCLUDING ANY ACOUSTICAL TREATMENT. ROOM DIMENSIONS ON THIS DRAWING HAVE BEEN TAKEN FROM PRELIMINARY ARCHITECTURAL DRAWINGS.
3. POWER CONDUIT, POWER WIREWAYS AND POWER JUNCTION BOXES ARE TO BE REVIEWED BY THE ELECTRICAL ENGINEER FOR CODE COMPLIANCE.
4. EMPTY CONDUITS RUNS ON THIS DRAWING SHOW ONLY INTERCONNECTION BETWEEN THE TERMINATION POINTS. THE EXACT PATH OF CONDUIT ARE TO BE DETERMINED BY FIELD CONDITIONS.
5. ALL EMPTY CONDUIT ON THIS DRAWING TO BE 1" UNLESS OTHERWISE NOTED. ALL EMPTY CONDUIT SHALL BE DEBURRED, CLEANED, CAPPED, TAGGED AND FURNISHED WITH PULL WIRES.
6. THERE SHALL BE A MINIMUM OF ONE PULL BOX FOR EVERY 100 FEET OF STRAIGHT EMPTY CONDUIT AND A PULL BOX FOR MORE THAN TWO 90° BENDS IN A CONDUIT RUN.
7. POWER RECEPTACLES SHOWN ON THIS DRAWING ARE DEDICATED TO SPECIFIC AUDIOVISUAL AND TELEVISION EQUIPMENT. REFER TO ELECTRICAL DRAWINGS FOR ADDITIONAL UTILITY POWER RECEPTACLES.
8. POWER BREAKER PANELS ARE SIZED AND SPECIFIED BY THE ELECTRICAL ENGINEER, REFER TO ELECTRICAL DRAWINGS. ALL CIRCUITS SHALL BE PROTECTED BY 120VAC, 20 AMP BREAKERS UNLESS OTHERWISE DETAILED.
9. WHERE POWER CIRCUITS ARE SHOWN TERMINATING IN JUNCTION BOXES WITHOUT RECEPTACLES, THE WIRES SHALL BE TAPED AND THE BOXES COVERED. THESE CIRCUITS WILL BE CONNECTED BY OTHERS DURING INSTALLATION OF THE AUDIOVISUAL SYSTEMS EQUIPMENT.
10. THE METHOD OF INSTALLATION OF BOXES IN WALLS, AND THE METHOD OF PASSAGE OF CONDUITS AND WIREWAYS THROUGH ACOUSTICALLY SENSITIVE WALLS SHALL BE COORDINATED WITH THE ACOUSTICAL CONSULTANT.

MATERIAL KEYING LEGEND:

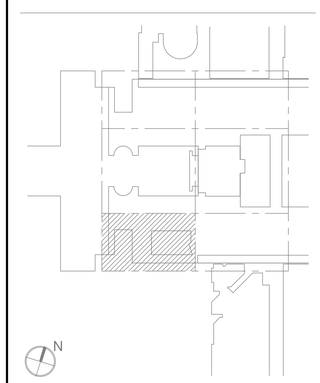

KEY PLAN

NO.	REVISIONS | SUBMISSIONS	DATE
5	GROUP III AV BID DOCUMENTS	09.06.2017
2	DESIGN MANUAL PHASE SUBMISSION	04.01.2013
1	30% PRICING SET	03.07.2013

FXFOWLE

FXFOWLE ARCHITECTS, LLP | 22 WEST 19TH STREET | NEW YORK, NY 10011 | T 212.627.1700 | F 212.463.8716 | WWW.FXFOWLE.COM

STRUCTURAL ENGINEER:
DESIMONE CONSULTING ENGINEERS
18 West 18th Street, 10th Floor, New York, New York 10011 212-532-2211

MECHANICAL, ELECTRICAL, PLUMBING, FIRE PROTECTION ENGINEER:
COLLADO ENGINEERING
2 Holland Avenue, White Plains, NY 10603 914-332-7658

THEATER PLANNING CONSULTANT
FISHER DACHS ASSOCIATES
22 West 19th Street, 8th Floor, New York, NY 10011 212-691-3020

ACOUSTICS & AUDIO / VISUAL CONSULTANT
CERAMI & ASSOCIATES
404 Fifth Avenue, New York, NY 10018 212-370-1776

LIGHTING CONSULTANT
ILLUMINATION ARTS
650 Bloomfield Avenue, Suite 101, Bloomfield NJ 07003 973-771-1556

LANDSCAPE CONSULTANT
W ARCHITECTURE & LANDSCAPE ARCHITECTURE, LLC
155 Fifth Avenue Third Floor New York, NY 10010 P 212-981-3933 F 212-620-0798

CIVIL ENGINEER & HAZMAT
LANGAN
21 Penn PLaza 360 West 31st Street 8th Floor New York, NY 10001 212.479.5400 212.479.5444 (fax)

ELEVATOR CONSULTANT
VDA (VAN DEUSEN & ASSOCIATES)
Seven Penn Plaza, Suite 404 New York, NY 10001 Phone: 212-868-9090 Fax: 212-868-9099

IT CONSULTANT
GRID ASSOCIATES, LLC
P.O. Box 1785 Hoboken, NJ 07030 T 646.722.6600 / F 646.722.6625

SUSTAINABILITY / LEED
YR&G
161 Bowery - 4th Floor, New York, NY 10002 T 917.677.8023 / F 917.677.8023

COST ESTIMATING CONSULTANT
TOSCANO CLEMENTS TAYLOR, LLC
16 Oakwood Road Huntington, NY 11743 T 631.392.1400 / F 631.392.1399

C.I.T.L. PROJ. # 29402
SUNY PURCHASE COLLEGE
735 ANDERSON HILL ROAD | PURCHASE, NY 10577

DRAWING TITLE:
AUDIOVISUAL-ELECTRICAL - ENTRY PAVILION CONCOURSE (BASEMENT LEVEL) RCP

Seal:

Drawn: AJC
Checked: BJM
Reviewed: BJM
Date:
Scale: 1/8" = 1'-0"

Project No.: 29402 (SUCF) / 09018.L00 (FXF)
Cad File:
Drawing No.: TA402.0-AA

© 2009 FXFOWLE ARCHITECTS, LLP | ALL RIGHTS RESERVED

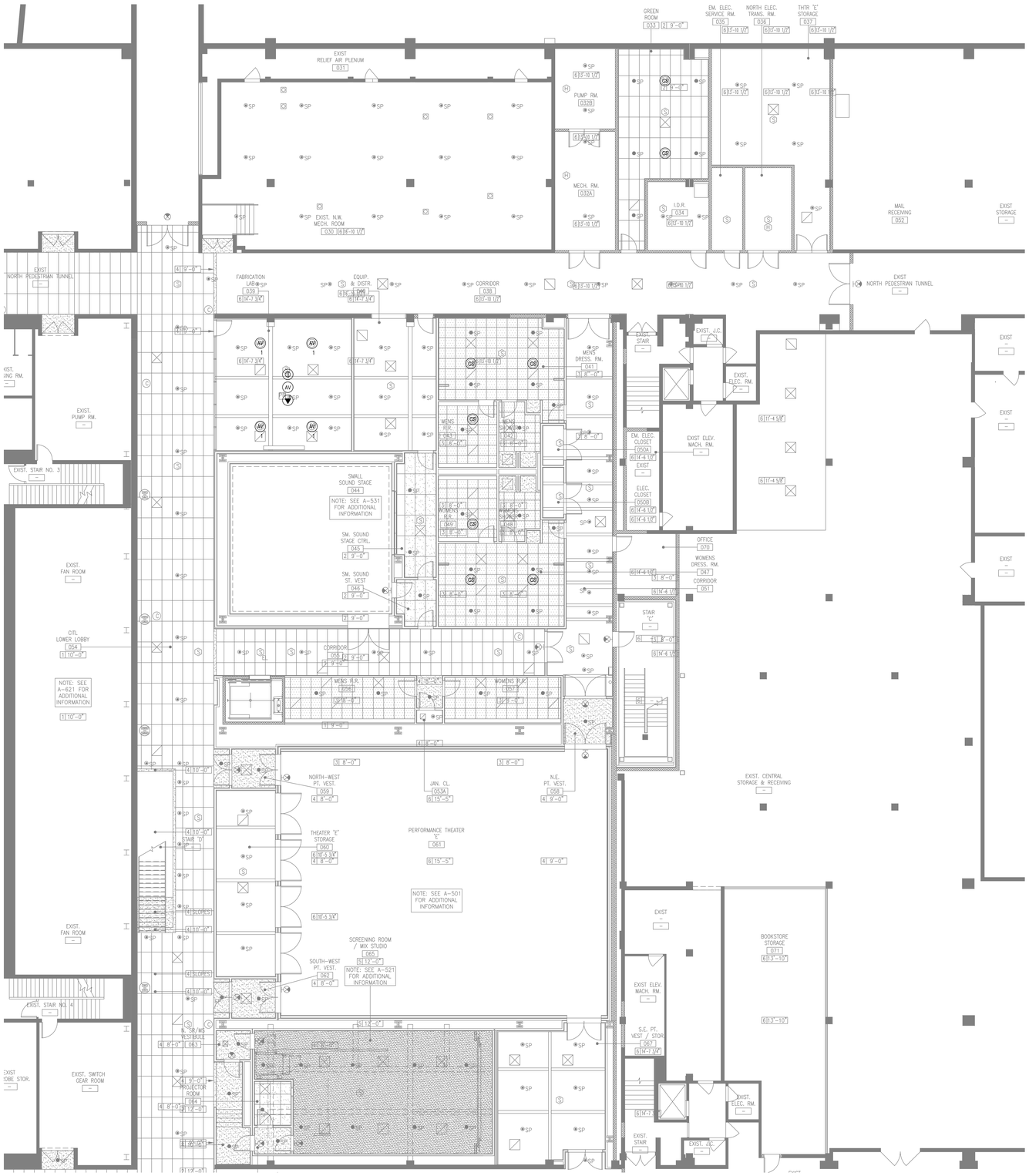

AUDIOVISUAL ELECTRICAL LEGEND

SYMBOL	DESCRIPTION
AV	MULTI-DISCIPLINE FLOOR BOX OR POKE-THRU, WITH HINGED COVER PLATE AND CARPET FLANGE; WITH DIVIDED COMPARTMENTS FOR SHARED ACCESS WITH VOICE, DATA AND 120VAC POWER. FLUSH MOUNT IN FLOOR UNLESS OTHERWISE INDICATED. (4" DEEP MINIMUM) UNLESS OTHERWISE INDICATED. SEE AUDIOVISUAL DETAIL SHEETS.
CT	SCREW COVER JUNCTION BOX FOR AUDIOVISUAL CONDUIT TERMINATION; SIZED ACCORDINGLY. ALL CONDUITS TERMINATE AT THIS BOX UNLESS OTHERWISE INDICATED.
AV	MULTI-DISCIPLINE IN-WALL BOX; WITH DIVIDED COMPARTMENTS FOR SHARED ACCESS WITH VOICE, DATA AND 120VAC POWER. MOUNT FLUSH WITH FINISHED WALL TREATMENT, BEHIND DISPLAY, UNLESS OTHERWISE INDICATED. SEE AUDIOVISUAL DETAIL SHEETS.
AV	GANGABLE WALL BOX, 4-11/16" HIGH X 2-1/2" DEEP, FOR AUDIO/VIDEO RECEPTACLES. MOUNT FLUSH WITH FINISHED WALL TREATMENT, AT BASE BUILDING ELECTRICAL SWITCH HEIGHT UNLESS OTHERWISE INDICATED. SUBNUMBER INDICATE GANG #
AV	WALL BOX, HEIGHT AND WIDTH AS SPECIFIED, FOR AUDIO/VIDEO RECEPTACLES. MOUNT FLUSH WITH FINISHED WALL TREATMENT, AT BASE BUILDING ELECTRICAL SWITCH HEIGHT UNLESS OTHERWISE INDICATED.
IC	GANGABLE WALL BOX, 4-11/16" HIGH X 2-1/2" DEEP, FOR INTERCOM RECEPTACLES. MOUNT FLUSH WITH FINISHED WALL TREATMENT, AT BASE BUILDING ELECTRICAL SWITCH HEIGHT UNLESS OTHERWISE INDICATED. SUBNUMBER INDICATES GANG #
VC	GANGABLE WALL BOX, 4-11/16" HIGH X 2-1/2" DEEP, FOR WALL MOUNTED VOLUME CONTROLLER. MOUNT FLUSH WITH FINISHED WALL TREATMENT; COORDINATE HEIGHT WITH ARCHITECTURAL AND ADA REQUIREMENTS. SUBNUMBER INDICATES GANG #
CTL	BACK BOX FOR WALL-MOUNTED AUDIOVISUAL CONTROL SYSTEM TOUCH PANEL . BACK BOX TO BE OEM BY MANUFACTURER; REFERENCED TO MODEL NUMBER. MOUNT FLUSH WITH FINISHED WALL TREATMENT; COORDINATE HEIGHT WITH ARCHITECTURAL AND ADA REQUIREMENTS.
ANT	SINGLE-GANG WALL BOX, 4-11/16" HIGH X 2-1/2" DEEP, FOR MICROPHONE ANTENNA OR ASSISTIVE LISTENING ANTENNA. MOUNT FLUSH WITH FINISHED WALL TREATMENT; AT SPECIFIED HEIGHT. SUBNUMBER INDICATES GANG #
S SW	SINGLE-GANG WALL BOX, 4-11/16" HIGH X 2-1/2" DEEP, WITH 1-1/4" CONDUIT KNOCKOUTS AND BLANK COVER PLATE; FOR PIPE MOUNTED SPEAKER OR SUBWOOFER. MOUNT ON PIPE GRID.
$ R/L	WALL SWITCH FOR PROJECTION SCREEN, RAISE/STOP/LOWER; SUPPLIED WITH SCREEN. MOUNT FLUSH WITH FINISHED WALL TREATMENT, AT BASE BUILDING ELECTRICAL SWITCH HEIGHT UNLESS OTHERWISE INDICATED.
	POWER RECEPTACLE, DUPLEX, 120 VAC, 20 AMP, HOSPITAL GRADE ORANGE. MOUNT AT BASE BUILDING OUTLET HEIGHT, UNLESS OTHERWISE INDICATED.
	WALL-MOUNTED TELECOM VOICE/DATA OUTLET BOX; QUANTITY AND TYPE OF CABLING AS PER PROJECT STANDARDS, UNLESS OTHERWISE NOTED. REFER TO THE ARCHITECTURAL DRAWINGS FOR DIMENSIONED LOCATION; MOUNT AT BASE BUILDING OUTLET HEIGHT, UNLESS OTHERWISE INDICATED.
AV	GANGABLE WALL BOX, 4-11/16" HIGH X 2-1/2" DEEP, WITH 1-1/4" CONDUIT KNOCKOUTS AND BLANK COVER PLATE; FOR AUDIOVISUAL CONNECTIVITY. MOUNT FLUSH WITH FINISHED CEILING TREATMENT. SUBNUMBER INDICATES NUMBER OF GANG.
CS	CEILING LOUDSPEAKER BACK BOX, GRILLE AND TILE BRIDGE. MOUNT FLUSH WITH FINISHED CEILING, AS SHOWN ON THE ARCHITECTURAL CEILING PLANS, UNLESS OTHERWISE INDICATED. CONFIRM THE INTEGRITY OF THE CEILING GRID SYSTEM WITH THE STRUCTURAL ENGINEER.
M LV	PROJECTION SCREEN, PROJECTOR LIFT OR SHADE WITH LOW-VOLTAGE INTERFACE, SUPPLIED WITH DEVICE. MOUNT ABOVE FINISHED CEILING UNLESS OTHERWISE INDICATED. MAINTENANCE ACCESS TO BOX SHALL BE PROVIDED IN NON-ACCESSIBLE CEILINGS. PROVIDE UTILITY-GRADE 120VAC UNLESS OTHERWISE INDICATED.
	POWER RECEPTACLE, DUPLEX, 120 VAC, 20 AMP, HOSPITAL GRADE ORANGE, SEPARATE CIRCUIT. MOUNT FLUSH WITH FINISHED CEILING UNLESS OTHERWISE INDICATED.
	CEILING MOUNTED TELECOM DATA OUTLET BOX; QUANTITY AND TYPE OF CABLING AS PER PROJECT STANDARDS, UNLESS OTHERWISE INDICATED. REFER TO THE ARCHITECTURAL DRAWINGS FOR DIMENSIONED LOCATION.

AUDIOVISUAL ELECTRICAL NOTES

1. POWER AND DATA ON THE AV DRAWINGS ARE "FOR REFERENCE ONLY". PLEASE REFER TO ELECTRICAL AND LOW VOLTAGE DRAWINGS FOR EXACT QUANTITIES AND LOCATIONS. ASSOCIATED AV CONDUIT AND BOXES ON THE AV DRAWINGS ARE FOR DESIGN AND CONSTRUCTION ISSUE.
2. WHERE EXACT DIMENSIONS ARE NOT CALLED FOR, THE SCALE OF THIS DRAWING IS SUFFICIENTLY ACCURATE FOR DETERMINING ROUGH LOCATION OF EQUIPMENT, JUNCTION BOXES, OUTLET BOXES, WIREWAYS, PANELS, ETC. WHERE EXACT DIMENSIONS ARE CALLED FOR, THE REFERENCE SURFACE SHALL BE THE FINAL FINISHED SURFACE INCLUDING ANY ACOUSTICAL TREATMENT. ROOM DIMENSIONS ON THIS DRAWING HAVE BEEN TAKEN FROM PRELIMINARY ARCHITECTURAL DRAWINGS.
3. POWER CONDUIT, POWER WIREWAYS AND POWER JUNCTION BOXES ARE TO BE REVIEWED BY THE ELECTRICAL ENGINEER FOR CODE COMPLIANCE.
4. EMPTY CONDUITS RUNS ON THIS DRAWING SHOW ONLY INTERCONNECTION BETWEEN THE TERMINATION POINTS. THE EXACT PATH OF CONDUIT ARE TO BE DETERMINED BY FIELD CONDITIONS.
5. ALL EMPTY CONDUIT ON THIS DRAWING TO BE 1" UNLESS OTHERWISE NOTED. ALL EMPTY CONDUIT SHALL BE DEBURRED, CLEANED, CAPPED, TAGGED AND FURNISHED WITH PULL WIRES.
6. THERE SHALL BE A MINIMUM OF ONE PULL BOX FOR EVERY 100 FEET OF STRAIGHT EMPTY CONDUIT AND A PULL BOX FOR MORE THAN TWO 90° BENDS IN A CONDUIT RUN.
7. POWER RECEPTACLES SHOWN ON THIS DRAWING ARE DEDICATED TO SPECIFIC AUDIOVISUAL AND TELEVISION EQUIPMENT. REFER TO ELECTRICAL DRAWINGS FOR ADDITIONAL UTILITY POWER RECEPTACLES.
8. POWER BREAKER PANELS ARE SIZED AND SPECIFIED BY THE ELECTRICAL ENGINEER, REFER TO ELECTRICAL DRAWINGS. ALL CIRCUITS SHALL BE PROTECTED BY 120VAC, 20 AMP BREAKERS UNLESS OTHERWISE DETAILED.
9. WHERE POWER CIRCUITS ARE SHOWN TERMINATING IN JUNCTION BOXES WITHOUT RECEPTACLES, THE WIRES SHALL BE TAPED AND THE BOXES COVERED. THESE CIRCUITS WILL BE CONNECTED BY OTHERS DURING INSTALLATION OF THE AUDIOVISUAL SYSTEMS EQUIPMENT.
10. THE METHOD OF INSTALLATION OF BOXES IN WALLS, AND THE METHOD OF PASSAGE OF CONDUITS AND WIREWAYS THROUGH ACOUSTICALLY SENSITIVE WALLS SHALL BE COORDINATED WITH THE ACOUSTICAL CONSULTANT.

MATERIAL KEYING LEGEND:

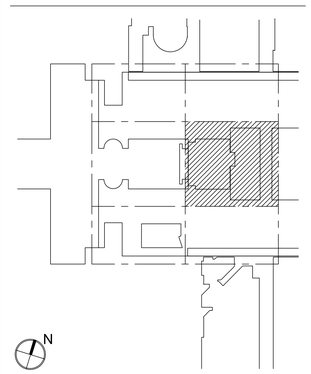

KEY PLAN

NO.	REVISIONS | SUBMISSIONS	DATE
5	GROUP III AV BID DOCUMENTS	09.06.2017
2	BID DOCUMENTS	05.28.2014
1	DESIGN MANUAL PHASE SUBMISSION	04.01.2013

FXFOWLE

FXFOWLE ARCHITECTS, LLP | 22 WEST 19TH STREET | NEW YORK, NY 10011 | T 212.627.1700 | F 212.463.8716 | WWW.FXFOWLE.COM

STRUCTURAL ENGINEER:
DESIMONE CONSULTING ENGINEERS
18 West 18th Street, 10th Floor, New York, New York 10011 212-532-2211

MECHANICAL, ELECTRICAL, PLUMBING, FIRE PROTECTION ENGINEER:
COLLADO ENGINEERING
2 Holland Avenue, White Plains, NY 10603 914-332-7658

THEATER PLANNING CONSULTANT
FISHER DACHS ASSOCIATES
22 West 19th Street, 6th Floor, New York, NY 10011 212-691-3020

ACOUSTICS & AUDIO / VISUAL CONSULTANT
CERAMI & ASSOCIATES
404 Fifth Avenue, New York, NY 10018 212-370-1776

LIGHTING CONSULTANT
ILLUMINATION ARTS
650 Bloomfield Avenue, Suite 101, Bloomfield NJ 07003 973-771-1556

LANDSCAPE CONSULTANT
W ARCHITECTURE & LANDSCAPE ARCHITECTURE, LLC
155 Fifth Avenue Third Floor New York, NY 10010 P 212-981-3933 F 212-620-0798

CIVIL ENGINEER & HAZMAT
LANGAN
21 Penn PLaza 360 West 31st Street 8th Floor New York, NY 10001 212.479.5400 212.479.5444 (fax)

ELEVATOR CONSULTANT
VDA (VAN DEUSEN & ASSOCIATES)
Seven Penn Plaza, Suite 404 New York, NY 10001 Phone: 212-868-9090 Fax: 212-868-9099

IT CONSULTANT
GRID ASSOCIATES, LLC
P.O. Box 1785 Hoboken, NJ 07030 T 646.722.6600 / F 646.722.6625

SUSTAINABILITY / LEED
YR&G
161 Bowery - 4th Floor, New York, NY 10002 T 917.677.8023 / F 917.677.8023

COST ESTIMATING CONSULTANT
TOSCANO CLEMENTS TAYLOR, LLC
16 Oakwood Road Huntington, NY 11743 T 631.392.1400 / F 631.392.1399

C.I.T.L. PROJ. # 29402
SUNY PURCHASE COLLEGE
735 ANDERSON HILL ROAD | PURCHASE, NY 10577

DRAWING TITLE:

AUDIOVISUAL-ELECTRICAL - CITL BUILDING CONCOURSE (BASEMENT LEVEL) PLAN

Seal:

Drawn: AJC
Checked: BJM
Reviewed: BJM
Date:
Scale: 1/8" = 1'-0"

Project No.: 29402 (SUCF) / 09018.L00 (FXF)
Cad File:
Drawing No.:

TA-412.0

© 2009 FXFOWLE ARCHITECTS, LLP | ALL RIGHTS RESERVED

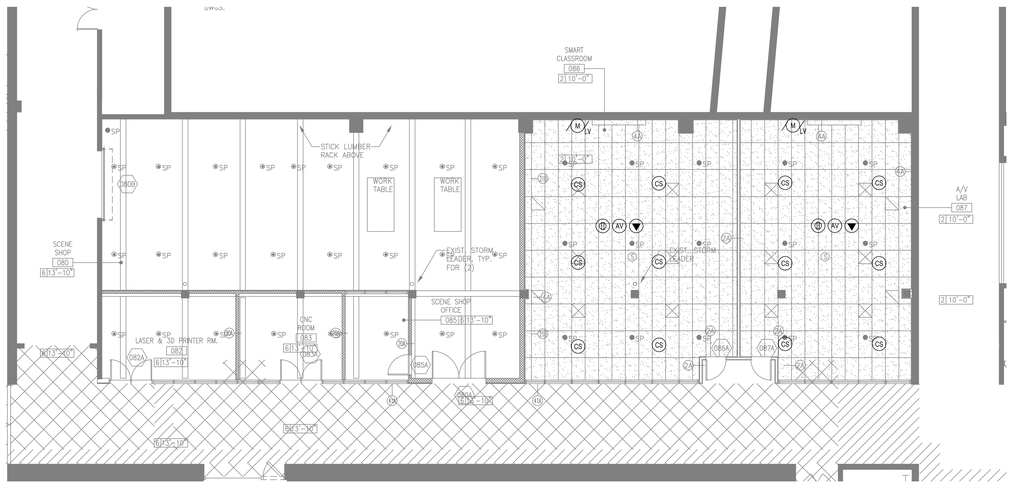

AUDIOVISUAL ELECTRICAL LEGEND

SYMBOL	DESCRIPTION
AV	MULTI-DISCIPLINE FLOOR BOX OR POKE-THRU, WITH HINGED COVER PLATE AND CARPET FLANGE; WITH DIVIDED COMPARTMENTS FOR SHARED ACCESS WITH VOICE, DATA AND 120VAC POWER. FLUSH MOUNT IN FLOOR UNLESS OTHERWISE INDICATED. (4" DEEP MINIMUM) UNLESS OTHERWISE INDICATED. SEE AUDIOVISUAL DETAIL SHEETS.
CT	SCREW COVER JUNCTION BOX FOR AUDIOVISUAL CONDUIT TERMINATION; SIZED ACCORDINGLY. ALL CONDUITS TERMINATE AT THIS BOX UNLESS OTHERWISE INDICATED.
AV	MULTI-DISCIPLINE IN-WALL BOX; WITH DIVIDED COMPARTMENTS FOR SHARED ACCESS WITH VOICE, DATA AND 120VAC POWER. MOUNT FLUSH WITH FINISHED WALL TREATMENT, BEHIND DISPLAY, UNLESS OTHERWISE INDICATED. SEE AUDIOVISUAL DETAIL SHEETS.
AV	GANGABLE WALL BOX, 4-11/16" HIGH X 2-1/2" DEEP, FOR AUDIO/VIDEO RECEPTACLES. MOUNT FLUSH WITH FINISHED WALL TREATMENT, AT BASE BUILDING ELECTRICAL SWITCH HEIGHT UNLESS OTHERWISE INDICATED. SUBNUMBER INDICATE GANG #
AV	WALL BOX, HEIGHT AND WIDTH AS SPECIFIED, FOR AUDIO/VIDEO RECEPTACLES. MOUNT FLUSH WITH FINISHED WALL TREATMENT, AT BASE BUILDING ELECTRICAL SWITCH HEIGHT UNLESS OTHERWISE INDICATED.
IC	GANGABLE WALL BOX, 4-11/16" HIGH X 2-1/2" DEEP, FOR INTERCOM RECEPTACLES. MOUNT FLUSH WITH FINISHED WALL TREATMENT, AT BASE BUILDING ELECTRICAL SWITCH HEIGHT UNLESS OTHERWISE INDICATED. SUBNUMBER INDICATES GANG #
VC	GANGABLE WALL BOX, 4-11/16" HIGH X 2-1/2" DEEP, FOR WALL MOUNTED VOLUME CONTROLLER. MOUNT FLUSH WITH FINISHED WALL TREATMENT; COORDINATE HEIGHT WITH ARCHITECTURAL AND ADA REQUIREMENTS. SUBNUMBER INDICATES GANG #
CTL	BACK BOX FOR WALL-MOUNTED AUDIOVISUAL CONTROL SYSTEM TOUCH PANEL . BACK BOX TO BE OEM BY MANUFACTURER; REFERENCED TO MODEL NUMBER. MOUNT FLUSH WITH FINISHED WALL TREATMENT; COORDINATE HEIGHT WITH ARCHITECTURAL AND ADA REQUIREMENTS.
ANT	SINGLE-GANG WALL BOX, 4-11/16" HIGH X 2-1/2" DEEP, FOR MICROPHONE ANTENNA OR ASSISTIVE LISTENING ANTENNA. MOUNT FLUSH WITH FINISHED WALL TREATMENT; AT SPECIFIED HEIGHT. SUBNUMBER INDICATES GANG #
S SW	SINGLE-GANG WALL BOX, 4-11/16" HIGH X 2-1/2" DEEP, WITH 1-1/4" CONDUIT KNOCKOUTS AND BLANK COVER PLATE; FOR PIPE MOUNTED SPEAKER OR SUBWOOFER. MOUNT ON PIPE GRID.
$R/L	WALL SWITCH FOR PROJECTION SCREEN, RAISE/STOP/LOWER; SUPPLIED WITH SCREEN. MOUNT FLUSH WITH FINISHED WALL TREATMENT, AT BASE BUILDING ELECTRICAL SWITCH HEIGHT UNLESS OTHERWISE INDICATED.
	POWER RECEPTACLE, DUPLEX, 120 VAC, 20 AMP, HOSPITAL GRADE ORANGE. MOUNT AT BASE BUILDING OUTLET HEIGHT, UNLESS OTHERWISE INDICATED.
	WALL-MOUNTED TELECOM VOICE/DATA OUTLET BOX; QUANTITY AND TYPE OF CABLING AS PER PROJECT STANDARDS, UNLESS OTHERWISE NOTED. REFER TO THE ARCHITECTURAL DRAWINGS FOR DIMENSIONED LOCATION; MOUNT AT BASE BUILDING OUTLET HEIGHT, UNLESS OTHERWISE INDICATED.
AV	GANGABLE WALL BOX, 4-11/16" HIGH X 2-1/2" DEEP, WITH 1-1/4" CONDUIT KNOCKOUTS AND BLANK COVER PLATE; FOR AUDIOVISUAL CONNECTIVITY. MOUNT FLUSH WITH FINISHED CEILING TREATMENT. SUBNUMBER INDICATES NUMBER OF GANG.
CS	CEILING LOUDSPEAKER BACK BOX, GRILLE AND TILE BRIDGE. MOUNT FLUSH WITH FINISHED CEILING, AS SHOWN ON THE ARCHITECTURAL CEILING PLANS, UNLESS OTHERWISE INDICATED. CONFIRM THE INTEGRITY OF THE CEILING GRID SYSTEM WITH THE STRUCTURAL ENGINEER.
M LV	PROJECTION SCREEN, PROJECTOR LIFT OR SHADE WITH LOW-VOLTAGE INTERFACE. SUPPLIED WITH DEVICE. MOUNT ABOVE FINISHED CEILING UNLESS OTHERWISE INDICATED. MAINTENANCE ACCESS TO BOX SHALL BE PROVIDED IN NON-ACCESSIBLE CEILINGS. PROVIDE UTILITY-GRADE 120VAC UNLESS OTHERWISE INDICATED.
	POWER RECEPTACLE, DUPLEX, 120 VAC, 20 AMP, HOSPITAL GRADE ORANGE, SEPARATE CIRCUIT. MOUNT FLUSH WITH FINISHED CEILING UNLESS OTHERWISE INDICATED.
	CEILING MOUNTED TELECOM DATA OUTLET BOX; QUANTITY AND TYPE OF CABLING AS PER PROJECT STANDARDS, UNLESS OTHERWISE INDICATED. REFER TO THE ARCHITECTURAL DRAWINGS FOR DIMENSIONED LOCATION.

AUDIOVISUAL ELECTRICAL NOTES

1. POWER AND DATA ON THE AV DRAWINGS ARE "FOR REFERENCE ONLY". PLEASE REFER TO ELECTRICAL AND LOW VOLTAGE DRAWINGS FOR EXACT QUANTITIES AND LOCATIONS. ASSOCIATED AV CONDUIT AND BOXES ON THE AV DRAWINGS ARE FOR DESIGN AND CONSTRUCTION ISSUE.
2. WHERE EXACT DIMENSIONS ARE NOT CALLED FOR, THE SCALE OF THIS DRAWING IS SUFFICIENTLY ACCURATE FOR DETERMINING ROUGH LOCATION OF EQUIPMENT, JUNCTION BOXES, OUTLET BOXES, WIREWAYS, PANELS, ETC. WHERE EXACT DIMENSIONS ARE CALLED FOR, THE REFERENCE SURFACE SHALL BE THE FINAL FINISHED SURFACE INCLUDING ANY ACOUSTICAL TREATMENT. ROOM DIMENSIONS ON THIS DRAWING HAVE BEEN TAKEN FROM PRELIMINARY ARCHITECTURAL DRAWINGS.
3. POWER CONDUIT, POWER WIREWAYS AND POWER JUNCTION BOXES ARE TO BE REVIEWED BY THE ELECTRICAL ENGINEER FOR CODE COMPLIANCE.
4. EMPTY CONDUITS RUNS ON THIS DRAWING SHOW ONLY INTERCONNECTION BETWEEN THE TERMINATION POINTS. THE EXACT PATH OF CONDUIT ARE TO BE DETERMINED BY FIELD CONDITIONS.
5. ALL EMPTY CONDUIT ON THIS DRAWING TO BE 1" UNLESS OTHERWISE NOTED. ALL EMPTY CONDUIT SHALL BE DEBURRED, CLEANED, CAPPED, TAGGED AND FURNISHED WITH PULL WIRES.
6. THERE SHALL BE A MINIMUM OF ONE PULL BOX FOR EVERY 100 FEET OF STRAIGHT EMPTY CONDUIT AND A PULL BOX FOR MORE THAN TWO 90° BENDS IN A CONDUIT RUN.
7. POWER RECEPTACLES SHOWN ON THIS DRAWING ARE DEDICATED TO SPECIFIC AUDIOVISUAL AND TELEVISION EQUIPMENT. REFER TO ELECTRICAL DRAWINGS FOR ADDITIONAL UTILITY POWER RECEPTACLES.
8. POWER BREAKER PANELS ARE SIZED AND SPECIFIED BY THE ELECTRICAL ENGINEER, REFER TO ELECTRICAL DRAWINGS. ALL CIRCUITS SHALL BE PROTECTED BY 120VAC, 20 AMP BREAKERS UNLESS OTHERWISE DETAILED.
9. WHERE POWER CIRCUITS ARE SHOWN TERMINATING IN JUNCTION BOXES WITHOUT RECEPTACLES, THE WIRES SHALL BE TAPED AND THE BOXES COVERED. THESE CIRCUITS WILL BE CONNECTED BY OTHERS DURING INSTALLATION OF THE AUDIOVISUAL SYSTEMS EQUIPMENT.
10. THE METHOD OF INSTALLATION OF BOXES IN WALLS, AND THE METHOD OF PASSAGE OF CONDUITS AND WIREWAYS THROUGH ACOUSTICALLY SENSITIVE WALLS SHALL BE COORDINATED WITH THE ACOUSTICAL CONSULTANT.

MATERIAL KEYING LEGEND:

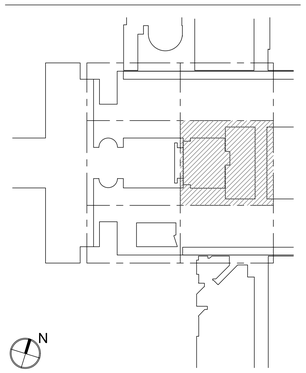

KEY PLAN

NO.	REVISIONS | SUBMISSIONS	DATE
5	GROUP III AV BID DOCUMENTS	09.08.2017
2	BID DOCUMENTS	05.28.2014
1	DESIGN MANUAL PHASE SUBMISSION	04.01.2013

FXFOWLE

FXFOWLE ARCHITECTS, LLP | 22 WEST 19TH STREET | NEW YORK, NY 10011 | T 212.627.1700 | F 212.463.8716 | WWW.FXFOWLE.COM

STRUCTURAL ENGINEER:
DESIMONE CONSULTING ENGINEERS
18 West 18th Street, 10th Floor, New York, New York 10011 212-532-2211

MECHANICAL, ELECTRICAL, PLUMBING, FIRE PROTECTION ENGINEER:
COLLADO ENGINEERING
2 Holland Avenue, White Plains, NY 10603 914-332-7658

THEATER PLANNING CONSULTANT
FISHER DACHS ASSOCIATES
22 West 19th Street, 6th Floor, New York, NY 10011 212-691-3020

ACOUSTICS & AUDIO VISUAL CONSULTANT
CERAMI & ASSOCIATES
404 Fifth Avenue, New York, NY 10018 212-370-1776

LIGHTING CONSULTANT
ILLUMINATION ARTS
690 Bloomfield Avenue, Suite 101, Bloomfield NJ 07003 973-771-1556

LANDSCAPE CONSULTANT
W ARCHITECTURE & LANDSCAPE ARCHITECTURE, LLC
155 Fifth Avenue Third Floor New York, NY 10010 P 212-981-3933 F 212-620-0798

CIVIL ENGINEER & HAZMAT
LANGAN
21 Penn PLaza 360 West 31st Street 8th Floor New York, NY 10001 212.479.5400 212.479.5444 (fax)

ELEVATOR CONSULTANT
VDA (VAN DEUSEN & ASSOCIATES)
Seven Penn Plaza, Suite 404 New York, NY 10001 Phone: 212-868-9090 Fax: 212-868-9099

IT CONSULTANT
GRID ASSOCIATES, LLC
P.O. Box 1785 Hoboken, NJ 07030 T 646.722.6600 / F 646.722.6625

SUSTAINABILITY / LEED
YR&G
161 Bowery - 4th Floor, New York, NY 10002 T 917.677.8023 / F 917.677.8023

COST ESTIMATING CONSULTANT
TOSCANO CLEMENTS TAYLOR, LLC
16 Oakwood Road Huntington, NY 11743 T 631.392.1400 / F 631.392.1399

C.I.T.L. PROJ. # 29402
SUNY PURCHASE COLLEGE
735 ANDERSON HILL ROAD | PURCHASE, NY 10577

DRAWING TITLE:
AUDIOVISUAL-ADD ALTERNATE ELECTRICAL CONCOURSE (BASEMENT LEVEL) RCP

Seal:

Drawn: AJC
Checked: BJM
Reviewed: BJM
Date:
Scale: 1/8" = 1'-0"

Project No.: 29402 (SUCF) / 09018.L00 (FXF)
Cad File:
Drawing No.: TA412.0_AA

© 2009 FXFOWLE ARCHITECTS, LLP | ALL RIGHTS RESERVED

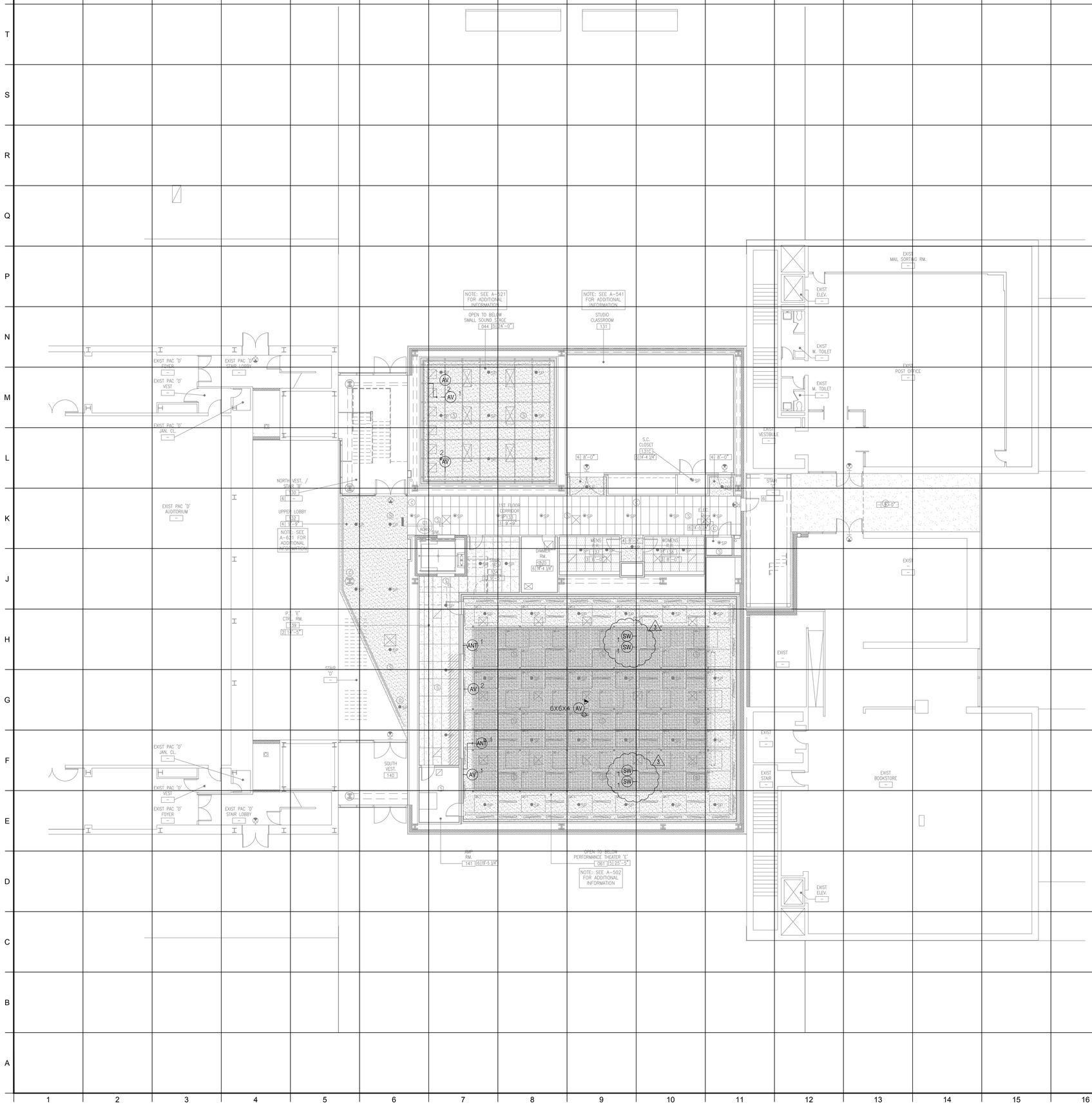

AUDIOVISUAL ELECTRICAL LEGEND

SYMBOL	DESCRIPTION
AV	MULTI-DISCIPLINE FLOOR BOX OR POKE-THRU, WITH HINGED COVER PLATE AND CARPET FLANGE; WITH DIVIDED COMPARTMENTS FOR SHARED ACCESS WITH VOICE, DATA AND 120VAC POWER. FLUSH MOUNT IN FLOOR UNLESS OTHERWISE INDICATED. (4" DEEP MINIMUM) UNLESS OTHERWISE INDICATED. SEE AUDIOVISUAL DETAIL SHEETS.
CT	SCREW COVER JUNCTION BOX FOR AUDIOVISUAL CONDUIT TERMINATION; SIZED ACCORDINGLY. ALL CONDUITS TERMINATE AT THIS BOX UNLESS OTHERWISE INDICATED.
AV	MULTI-DISCIPLINE IN-WALL BOX; WITH DIVIDED COMPARTMENTS FOR SHARED ACCESS WITH VOICE, DATA AND 120VAC POWER. MOUNT FLUSH WITH FINISHED WALL TREATMENT, BEHIND DISPLAY, UNLESS OTHERWISE INDICATED. SEE AUDIOVISUAL DETAIL SHEETS.
AV	GANGABLE WALL BOX, 4-11/16" HIGH X 2-1/2" DEEP, FOR AUDIO/VIDEO RECEPTACLES. MOUNT FLUSH WITH FINISHED WALL TREATMENT, AT BASE BUILDING ELECTRICAL SWITCH HEIGHT UNLESS OTHERWISE INDICATED. SUBNUMBER INDICATE GANG #
AV	WALL BOX HEIGHT AND WIDTH AS SPECIFIED, FOR AUDIO/VIDEO RECEPTACLES. MOUNT FLUSH WITH FINISHED WALL TREATMENT, AT BASE BUILDING ELECTRICAL SWITCH HEIGHT UNLESS OTHERWISE INDICATED.
IC	GANGABLE WALL BOX, 4-11/16" HIGH X 2-1/2" DEEP, FOR INTERCOM RECEPTACLES. MOUNT FLUSH WITH FINISHED WALL TREATMENT, AT BASE BUILDING ELECTRICAL SWITCH HEIGHT UNLESS OTHERWISE INDICATED. SUBNUMBER INDICATES GANG #
VC	GANGABLE WALL BOX, 4-11/16" HIGH X 2-1/2" DEEP, FOR WALL MOUNTED VOLUME CONTROLLER. MOUNT FLUSH WITH FINISHED WALL TREATMENT; COORDINATE HEIGHT WITH ARCHITECTURAL AND ADA REQUIREMENTS. SUBNUMBER INDICATES GANG #
CTL	BACK BOX FOR WALL-MOUNTED AUDIOVISUAL CONTROL SYSTEM TOUCH PANEL . BACK BOX TO BE OEM BY MANUFACTURER, REFERENCED TO MODEL NUMBER. MOUNT FLUSH WITH FINISHED WALL TREATMENT; COORDINATE HEIGHT WITH ARCHITECTURAL AND ADA REQUIREMENTS.
ANT	SINGLE-GANG WALL BOX, 4-11/16" HIGH X 2-1/2" DEEP, FOR MICROPHONE ANTENNA OR ASSISTIVE LISTENING ANTENNA. MOUNT FLUSH WITH FINISHED WALL TREATMENT; AT SPECIFIED HEIGHT. SUBNUMBER INDICATES GANG #
S SW	SINGLE-GANG WALL BOX, 4-11/16" HIGH X 2-1/2" DEEP, WITH 1-1/4" CONDUIT KNOCKOUTS AND BLANK COVER PLATE; FOR PIPE MOUNTED SPEAKER OR SUBWOOFER. MOUNT ON PIPE GRID.
$R/L	WALL SWITCH FOR PROJECTION SCREEN, RAISE/STOP/LOWER; SUPPLIED WITH SCREEN. MOUNT FLUSH WITH FINISHED WALL TREATMENT, AT BASE BUILDING ELECTRICAL SWITCH HEIGHT UNLESS OTHERWISE INDICATED.
	POWER RECEPTACLE, DUPLEX, 120 VAC, 20 AMP, HOSPITAL GRADE ORANGE. MOUNT AT BASE BUILDING OUTLET HEIGHT, UNLESS OTHERWISE INDICATED.
	WALL-MOUNTED TELECOM VOICE/DATA OUTLET BOX; QUANTITY AND TYPE OF CABLING AS PER PROJECT STANDARDS, UNLESS OTHERWISE NOTED. REFER TO THE ARCHITECTURAL DRAWINGS FOR DIMENSIONED LOCATION; MOUNT AT BASE BUILDING OUTLET HEIGHT, UNLESS OTHERWISE INDICATED.
AV	GANGABLE WALL BOX, 4-11/16" HIGH X 2-1/2" DEEP, WITH 1-1/4" CONDUIT KNOCKOUTS AND BLANK COVER PLATE; FOR AUDIOVISUAL CONNECTIVITY. MOUNT FLUSH WITH FINISHED CEILING TREATMENT. SUBNUMBER INDICATES NUMBER OF GANG.
CS	CEILING LOUDSPEAKER BACK BOX, GRILLE AND TILE BRIDGE. MOUNT FLUSH WITH FINISHED CEILING, AS SHOWN ON THE ARCHITECTURAL CEILING PLANS, UNLESS OTHERWISE INDICATED. CONFIRM THE INTEGRITY OF THE CEILING GRID SYSTEM WITH THE STRUCTURAL ENGINEER.
M/AV	PROJECTION SCREEN, PROJECTOR LIFT OR SHADE WITH LOW-VOLTAGE INTERFACE, SUPPLIED WITH DEVICE. MOUNT ABOVE FINISHED CEILING UNLESS OTHERWISE INDICATED. MAINTENANCE ACCESS TO BOX SHALL BE PROVIDED IN NON-ACCESSIBLE CEILINGS. PROVIDE UTILITY-GRADE 120VAC UNLESS OTHERWISE INDICATED.
	POWER RECEPTACLE, DUPLEX, 120 VAC, 20 AMP, HOSPITAL GRADE ORANGE, SEPARATE CIRCUIT. MOUNT FLUSH WITH FINISHED CEILING UNLESS OTHERWISE INDICATED.
	CEILING MOUNTED TELECOM DATA OUTLET BOX; QUANTITY AND TYPE OF CABLING AS PER PROJECT STANDARDS, UNLESS OTHERWISE INDICATED. REFER TO THE ARCHITECTURAL DRAWINGS FOR DIMENSIONED LOCATION.

AUDIOVISUAL ELECTRICAL NOTES

1. POWER AND DATA ON THE AV DRAWINGS ARE "FOR REFERENCE ONLY". PLEASE REFER TO ELECTRICAL AND LOW VOLTAGE DRAWINGS FOR EXACT QUANTITIES AND LOCATIONS. ASSOCIATED AV CONDUIT AND BOXES ON THE AV DRAWINGS ARE FOR DESIGN AND CONSTRUCTION ISSUE.
2. WHERE EXACT DIMENSIONS ARE NOT CALLED FOR, THE SCALE OF THIS DRAWING IS SUFFICIENTLY ACCURATE FOR DETERMINING ROUGH LOCATION OF EQUIPMENT, JUNCTION BOXES, OUTLET BOXES, WIREWAYS, PANELS, ETC. WHERE EXACT DIMENSIONS ARE CALLED FOR, THE REFERENCE SURFACE SHALL BE THE FINAL FINISHED SURFACE INCLUDING ANY ACOUSTICAL TREATMENT. ROOM DIMENSIONS ON THIS DRAWING HAVE BEEN TAKEN FROM PRELIMINARY ARCHITECTURAL DRAWINGS.
3. POWER CONDUIT, POWER WIREWAYS AND POWER JUNCTION BOXES ARE TO BE REVIEWED BY THE ELECTRICAL ENGINEER FOR CODE COMPLIANCE.
4. EMPTY CONDUITS RUNS ON THIS DRAWING SHOW ONLY INTERCONNECTION BETWEEN THE TERMINATION POINTS. THE EXACT PATH OF CONDUIT ARE TO BE DETERMINED BY FIELD CONDITIONS.
5. ALL EMPTY CONDUIT ON THIS DRAWING TO BE 1" UNLESS OTHERWISE NOTED. ALL EMPTY CONDUIT SHALL BE DEBURRED, CLEANED, CAPPED, TAGGED AND FURNISHED WITH PULL WIRES.
6. THERE SHALL BE A MINIMUM OF ONE PULL BOX FOR EVERY 100 FEET OF STRAIGHT EMPTY CONDUIT AND A PULL BOX FOR MORE THAN TWO 90° BENDS IN A CONDUIT RUN.
7. POWER RECEPTACLES SHOWN ON THIS DRAWING ARE DEDICATED TO SPECIFIC AUDIOVISUAL AND TELEVISION EQUIPMENT. REFER TO ELECTRICAL DRAWINGS FOR ADDITIONAL UTILITY POWER RECEPTACLES.
8. POWER BREAKER PANELS ARE SIZED AND SPECIFIED BY THE ELECTRICAL ENGINEER, REFER TO ELECTRICAL DRAWINGS. ALL CIRCUITS SHALL BE PROTECTED BY 120VAC, 20 AMP BREAKERS UNLESS OTHERWISE DETAILED.
9. WHERE POWER CIRCUITS ARE SHOWN TERMINATING IN JUNCTION BOXES WITHOUT RECEPTACLES, THE WIRES SHALL BE TAPED AND THE BOXES COVERED. THESE CIRCUITS WILL BE CONNECTED BY OTHERS DURING INSTALLATION OF THE AUDIOVISUAL SYSTEMS EQUIPMENT.
10. THE METHOD OF INSTALLATION OF BOXES IN WALLS, AND THE METHOD OF PASSAGE OF CONDUITS AND WIREWAYS THROUGH ACOUSTICALLY SENSITIVE WALLS SHALL BE COORDINATED WITH THE ACOUSTICAL CONSULTANT.

MATERIAL KEYING LEGEND:

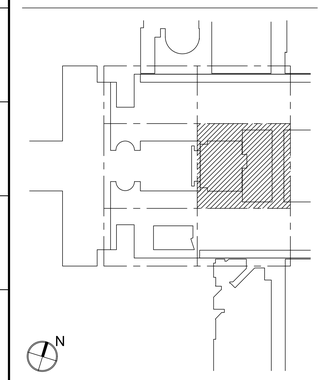

KEY PLAN

NO.	REVISIONS | SUBMISSIONS	DATE
5	GROUP III AV BID DOCUMENTS	09.06.2017
3	BULLETIN 29	08.23.2017
2	BID DOCUMENTS	05.28.2014
1	DESIGN MANUAL PHASE SUBMISSION	04.01.2013

FXFOWLE

FXFOWLE ARCHITECTS, LLP | 22 WEST 19TH STREET | NEW YORK, NY 10011 | T 212.627.1700 | F 212.463.8716 | WWW.FXFOWLE.COM

STRUCTURAL ENGINEER:
DESIMONE CONSULTING ENGINEERS
18 West 18th Street, 10th Floor, New York, New York 10011 212-532-2211

MECHANICAL, ELECTRICAL, PLUMBING, FIRE PROTECTION ENGINEER:
COLLADO ENGINEERING
2 Holland Avenue, White Plains, NY 10603 914-332-7658

THEATER PLANNING CONSULTANT
FISHER DACHS ASSOCIATES
22 West 19th Street, 6th Floor, New York, NY 10011 212-691-3020

ACOUSTICS & AUDIO VISUAL CONSULTANT
CERAMI & ASSOCIATES
404 Fifth Avenue, New York, NY 10018 212-370-1776

LIGHTING CONSULTANT
ILLUMINATION ARTS
690 Bloomfield Avenue, Suite 101, Bloomfield NJ 07003 973-771-1556

LANDSCAPE CONSULTANT
W ARCHITECTURE & LANDSCAPE ARCHITECTURE, LLC
155 Fifth Avenue Third Floor New York, NY 10010 P 212-981-3933 F 212-620-0798

CIVIL ENGINEER & HAZMAT
LANGAN
21 Penn PLaza 360 West 31st Street 8th Floor New York, NY 10001 212.479.5400 212.479.5444 (fax)

ELEVATOR CONSULTANT
VDA (VAN DEUSEN & ASSOCIATES)
Seven Penn Plaza, Suite 404 New York, NY 10001 Phone: 212-868-9090 Fax: 212-868-9099

IT CONSULTANT
GRID ASSOCIATES, LLC
P.O. Box 1785 Hoboken, NJ 07030 T 646.722.6600 / F 646.722.6625

SUSTAINABILITY / LEED
YR&G
161 Bowery - 4th Floor, New York, NY 10002 T 917.677.8023 / F 917.677.8023

COST ESTIMATING CONSULTANT
TOSCANO CLEMENTS TAYLOR, LLC
16 Oakwood Road Huntington, NY 11743 T 631.392.1400 / F 631.392.1399

C.I.T.L. PROJ. # 29402
SUNY PURCHASE COLLEGE
735 ANDERSON HILL ROAD | PURCHASE, NY 10577

DRAWING TITLE:

AUDIOVISUAL-ELECTRICAL - CITL BUILDING 1ST FLOOR (PLAZA LEVEL) PLAN

Seal:

Drawn: AJC
Checked: BJM
Reviewed: BJM
Date:
Scale: 1/8" = 1'-0"

Project No.: 29402 (SUCF) / 09018.L00 (FXF)
Cad File:
Drawing No.: TA-413.0

© 2009 FXFOWLE ARCHITECTS, LLP | ALL RIGHTS RESERVED

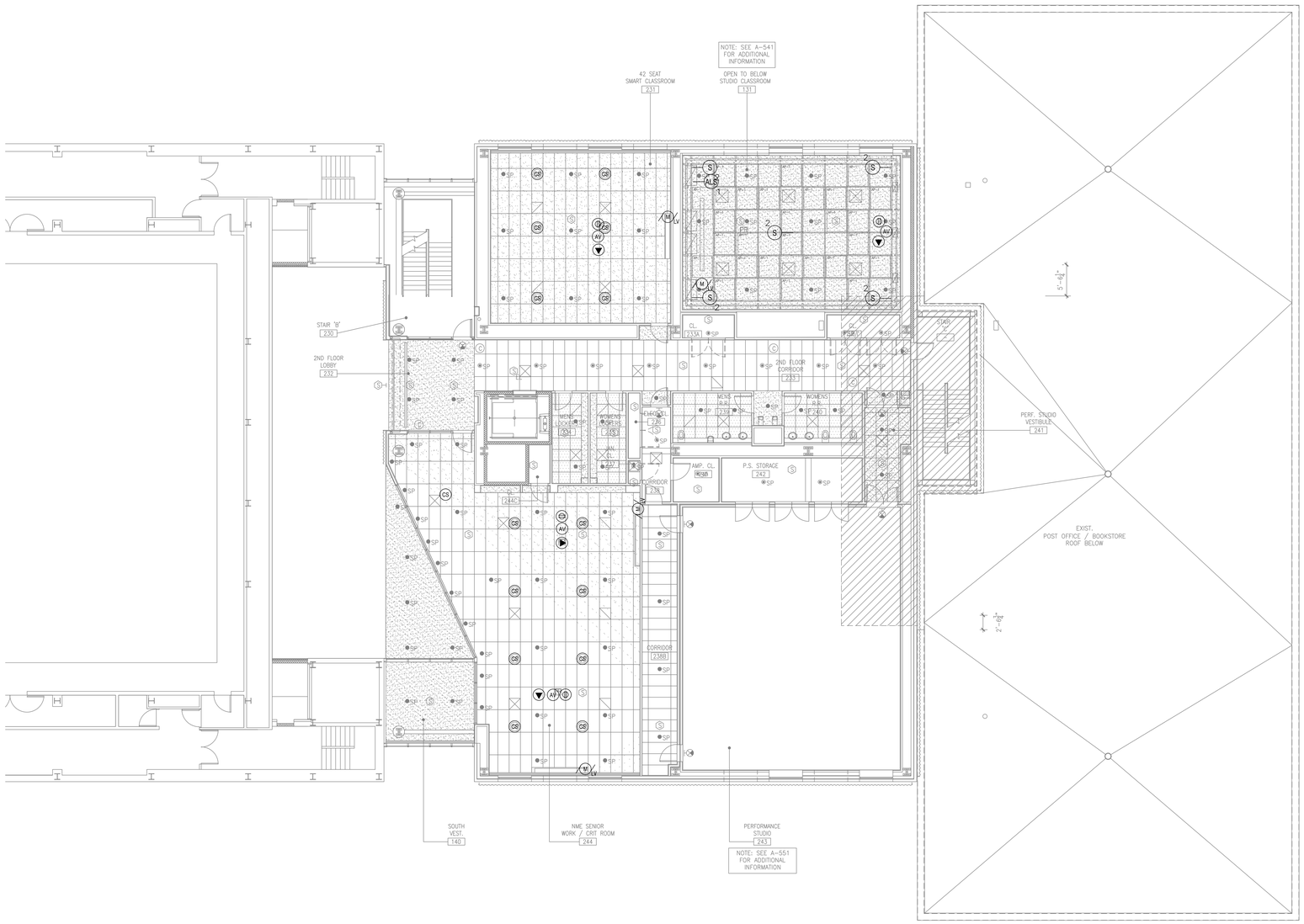

AUDIOVISUAL ELECTRICAL LEGEND

SYMBOL	DESCRIPTION
AV	MULTI-DISCIPLINE FLOOR BOX OR POKE-THRU, WITH HINGED COVER PLATE AND CARPET FLANGE; WITH DIVIDED COMPARTMENTS FOR SHARED ACCESS WITH VOICE, DATA AND 120VAC POWER. FLUSH MOUNT IN FLOOR UNLESS OTHERWISE INDICATED. (4" DEEP MINIMUM) UNLESS OTHERWISE INDICATED. SEE AUDIOVISUAL DETAIL SHEETS.
CT	SCREW COVER JUNCTION BOX FOR AUDIOVISUAL CONDUIT TERMINATION; SIZED ACCORDINGLY. ALL CONDUITS TERMINATE AT THIS BOX UNLESS OTHERWISE INDICATED.
AV	MULTI-DISCIPLINE IN-WALL BOX; WITH DIVIDED COMPARTMENTS FOR SHARED ACCESS WITH VOICE, DATA AND 120VAC POWER. MOUNT FLUSH WITH FINISHED WALL TREATMENT, BEHIND DISPLAY, UNLESS OTHERWISE INDICATED. SEE AUDIOVISUAL DETAIL SHEETS.
AV	GANGABLE WALL BOX, 4-11/16" HIGH X 2-1/2" DEEP, FOR AUDIO/VIDEO RECEPTACLES. MOUNT FLUSH WITH FINISHED WALL TREATMENT, AT BASE BUILDING ELECTRICAL SWITCH HEIGHT UNLESS OTHERWISE INDICATED. SUBNUMBER INDICATE GANG #
AV	WALL BOX, HEIGHT AND WIDTH AS SPECIFIED, FOR AUDIO/VIDEO RECEPTACLES. MOUNT FLUSH WITH FINISHED WALL TREATMENT, AT BASE BUILDING ELECTRICAL SWITCH HEIGHT UNLESS OTHERWISE INDICATED.
IC	GANGABLE WALL BOX, 4-11/16" HIGH X 2-1/2" DEEP, FOR INTERCOM RECEPTACLES. MOUNT FLUSH WITH FINISHED WALL TREATMENT, AT BASE BUILDING ELECTRICAL SWITCH HEIGHT UNLESS OTHERWISE INDICATED. SUBNUMBER INDICATES GANG #
VC	GANGABLE WALL BOX, 4-11/16" HIGH X 2-1/2" DEEP, FOR WALL MOUNTED VOLUME CONTROLLER. MOUNT FLUSH WITH FINISHED WALL TREATMENT; COORDINATE HEIGHT WITH ARCHITECTURAL AND ADA REQUIREMENTS. SUBNUMBER INDICATES GANG #
CTP	BACK BOX FOR WALL-MOUNTED AUDIOVISUAL CONTROL SYSTEM TOUCH PANEL . BACK BOX TO BE OEM BY MANUFACTURER; REFERENCED TO MODEL NUMBER. MOUNT FLUSH WITH FINISHED WALL TREATMENT; COORDINATE HEIGHT WITH ARCHITECTURAL AND ADA REQUIREMENTS.
ANT	SINGLE-GANG WALL BOX, 4-11/16" HIGH X 2-1/2" DEEP, FOR MICROPHONE ANTENNA OR ASSISTIVE LISTENING ANTENNA. MOUNT FLUSH WITH FINISHED WALL TREATMENT; AT SPECIFIED HEIGHT. SUBNUMBER INDICATES GANG #
S SW	SINGLE-GANG WALL BOX, 4-11/16" HIGH X 2-1/2" DEEP, WITH 1-1/4" CONDUIT KNOCKOUTS AND BLANK COVER PLATE; FOR PIPE MOUNTED SPEAKER OR SUBWOOFER. MOUNT ON PIPE GRID.
$R/L	WALL SWITCH FOR PROJECTION SCREEN, RAISE/STOP/LOWER; SUPPLIED WITH SCREEN. MOUNT FLUSH WITH FINISHED WALL TREATMENT, AT BASE BUILDING ELECTRICAL SWITCH HEIGHT UNLESS OTHERWISE INDICATED.
	POWER RECEPTACLE, DUPLEX, 120 VAC, 20 AMP, HOSPITAL GRADE ORANGE. MOUNT AT BASE BUILDING OUTLET HEIGHT, UNLESS OTHERWISE INDICATED.
	WALL-MOUNTED TELECOM VOICE/DATA OUTLET BOX; QUANTITY AND TYPE OF CABLING AS PER PROJECT STANDARDS, UNLESS OTHERWISE NOTED. REFER TO THE ARCHITECTURAL DRAWINGS FOR DIMENSIONED LOCATION; MOUNT AT BASE BUILDING OUTLET HEIGHT, UNLESS OTHERWISE INDICATED.
AV	GANGABLE WALL BOX, 4-11/16" HIGH X 2-1/2" DEEP, WITH 1-1/4" CONDUIT KNOCKOUTS AND BLANK COVER PLATE; FOR AUDIOVISUAL CONNECTIVITY. MOUNT FLUSH WITH FINISHED CEILING TREATMENT. SUBNUMBER INDICATES NUMBER OF GANG.
CS	CEILING LOUDSPEAKER BACK BOX, GRILLE AND TILE BRIDGE. MOUNT FLUSH WITH FINISHED CEILING, AS SHOWN ON THE ARCHITECTURAL CEILING PLANS, UNLESS OTHERWISE INDICATED. CONFIRM THE INTEGRITY OF THE CEILING GRID SYSTEM WITH THE STRUCTURAL ENGINEER.
M LV	PROJECTION SCREEN, PROJECTOR LIFT OR SHADE WITH LOW-VOLTAGE INTERFACE, SUPPLIED WITH DEVICE. MOUNT ABOVE FINISHED CEILING UNLESS OTHERWISE INDICATED. MAINTENANCE ACCESS TO BOX SHALL BE PROVIDED IN NON-ACCESSIBLE CEILINGS. PROVIDE UTILITY-GRADE 120VAC UNLESS OTHERWISE INDICATED.
	POWER RECEPTACLE, DUPLEX, 120 VAC, 20 AMP, HOSPITAL GRADE ORANGE, SEPARATE CIRCUIT. MOUNT FLUSH WITH FINISHED CEILING UNLESS OTHERWISE INDICATED.
	CEILING MOUNTED TELECOM DATA OUTLET BOX; QUANTITY AND TYPE OF CABLING AS PER PROJECT STANDARDS, UNLESS OTHERWISE INDICATED. REFER TO THE ARCHITECTURAL DRAWINGS FOR DIMENSIONED LOCATION.

AUDIOVISUAL ELECTRICAL NOTES

1. POWER AND DATA ON THE AV DRAWINGS ARE "FOR REFERENCE ONLY". PLEASE REFER TO ELECTRICAL AND LOW VOLTAGE DRAWINGS FOR EXACT QUANTITIES AND LOCATIONS. ASSOCIATED AV CONDUIT AND BOXES ON THE AV DRAWINGS ARE FOR DESIGN AND CONSTRUCTION ISSUE.
2. WHERE EXACT DIMENSIONS ARE NOT CALLED FOR, THE SCALE OF THIS DRAWING IS SUFFICIENTLY ACCURATE FOR DETERMINING ROUGH LOCATION OF EQUIPMENT, JUNCTION BOXES, OUTLET BOXES, WIREWAYS, PANELS, ETC. WHERE EXACT DIMENSIONS ARE CALLED FOR, THE REFERENCE SURFACE SHALL BE THE FINAL FINISHED SURFACE INCLUDING ANY ACOUSTICAL TREATMENT. ROOM DIMENSIONS ON THIS DRAWING HAVE BEEN TAKEN FROM PRELIMINARY ARCHITECTURAL DRAWINGS.
3. POWER CONDUIT, POWER WIREWAYS AND POWER JUNCTION BOXES ARE TO BE REVIEWED BY THE ELECTRICAL ENGINEER FOR CODE COMPLIANCE.
4. EMPTY CONDUITS RUNS ON THIS DRAWING SHOW ONLY INTERCONNECTION BETWEEN THE TERMINATION POINTS. THE EXACT PATH OF CONDUIT ARE TO BE DETERMINED BY FIELD CONDITIONS.
5. ALL EMPTY CONDUIT ON THIS DRAWING TO BE 1" UNLESS OTHERWISE NOTED. ALL EMPTY CONDUIT SHALL BE DEBURRED, CLEANED, CAPPED, TAGGED AND FURNISHED WITH PULL WIRES.
6. THERE SHALL BE A MINIMUM OF ONE PULL BOX FOR EVERY 100 FEET OF STRAIGHT EMPTY CONDUIT AND A PULL BOX FOR MORE THAN TWO 90° BENDS IN A CONDUIT RUN.
7. POWER RECEPTACLES SHOWN ON THIS DRAWING ARE DEDICATED TO SPECIFIC AUDIOVISUAL AND TELEVISION EQUIPMENT. REFER TO ELECTRICAL DRAWINGS FOR ADDITIONAL UTILITY POWER RECEPTACLES.
8. POWER BREAKER PANELS ARE SIZED AND SPECIFIED BY THE ELECTRICAL ENGINEER, REFER TO ELECTRICAL DRAWINGS. ALL CIRCUITS SHALL BE PROTECTED BY 120VAC, 20 AMP BREAKERS UNLESS OTHERWISE DETAILED.
9. WHERE POWER CIRCUITS ARE SHOWN TERMINATING IN JUNCTION BOXES WITHOUT RECEPTACLES, THE WIRES SHALL BE TAPED AND THE BOXES COVERED. THESE CIRCUITS WILL BE CONNECTED BY OTHERS DURING INSTALLATION OF THE AUDIOVISUAL SYSTEMS EQUIPMENT.
10. THE METHOD OF INSTALLATION OF BOXES IN WALLS, AND THE METHOD OF PASSAGE OF CONDUITS AND WIREWAYS THROUGH ACOUSTICALLY SENSITIVE WALLS SHALL BE COORDINATED WITH THE ACOUSTICAL CONSULTANT.

MATERIAL KEYING LEGEND:

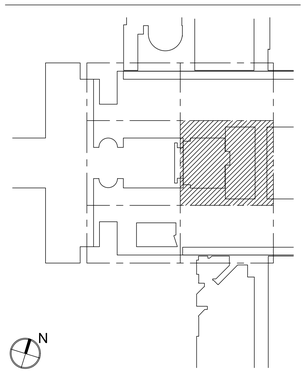

KEY PLAN

NO.	REVISIONS | SUBMISSIONS	DATE
5	GROUP III AV BID DOCUMENTS	09.06.2017
2	BID DOCUMENTS	05.28.2014
1	DESIGN MANUAL PHASE SUBMISSION	04.01.2013

FXFOWLE

FXFOWLE ARCHITECTS, LLP | 22 WEST 19TH STREET | NEW YORK, NY 10011 | T 212.627.1700 | F 212.463.8716 | WWW.FXFOWLE.COM

STRUCTURAL ENGINEER:
DESIMONE CONSULTING ENGINEERS
18 West 18th Street, 10th Floor, New York, New York 10011 212-532-2211

MECHANICAL, ELECTRICAL, PLUMBING, FIRE PROTECTION ENGINEER:
COLLADO ENGINEERING
2 Holland Avenue, White Plains, NY 10603 914-332-7658

THEATER PLANNING CONSULTANT
FISHER DACHS ASSOCIATES
22 West 19th Street, 6th Floor, New York, NY 10011 212-691-3020

ACOUSTICS & AUDIO / VISUAL CONSULTANT
CERAMI & ASSOCIATES
404 Fifth Avenue, New York, NY 10018 212-370-1776

LIGHTING CONSULTANT
ILLUMINATION ARTS
650 Bloomfield Avenue, Suite 101, Bloomfield NJ 07003 973-771-1556

LANDSCAPE CONSULTANT
W ARCHITECTURE & LANDSCAPE ARCHITECTURE, LLC
155 Fifth Avenue Third Floor New York, NY 10010 P 212-981-3933 F 212-620-0798

CIVIL ENGINEER & HAZMAT
LANGAN
21 Penn PLaza 360 West 31st Street 8th Floor New York, NY 10001 212.479.5400 212.479.5444 (fax)

ELEVATOR CONSULTANT
VDA (VAN DEUSEN & ASSOCIATES)
Seven Penn Plaza, Suite 404 New York, NY 10001 Phone: 212-868-9090 Fax: 212-868-9099

IT CONSULTANT
GRID ASSOCIATES, LLC
P.O. Box 1785 Hoboken, NJ 07030 T 646.722.6600 / F 646.722.6625

SUSTAINABILITY / LEED
YR&G
161 Bowery - 4th Floor, New York, NY 10002 T 917.677.8023 / F 917.677.8023

COST ESTIMATING CONSULTANT
TOSCANO CLEMENTS TAYLOR, LLC
16 Oakwood Road Huntington, NY 11743 T 631.392.1400 / F 631.392.1399

C.I.T.L. PROJ. # 29402
SUNY PURCHASE COLLEGE
735 ANDERSON HILL ROAD | PURCHASE, NY 10577

DRAWING TITLE:
AUDIOVISUAL-ELECTRICAL - CITL BUILDING
2ND FLOOR (PLAZA +1 LEVEL) RCP

Seal:

Drawn: AJC
Checked: BJM
Reviewed: BJM
Date:
Scale: 1/8" = 1'-0"

Project No.: 29402 (SUCF) / 09018.L00 (FXF)
Cad File:
Drawing No.:

TA-414.0

© 2009 FXFOWLE ARCHITECTS, LLP | ALL RIGHTS RESERVED

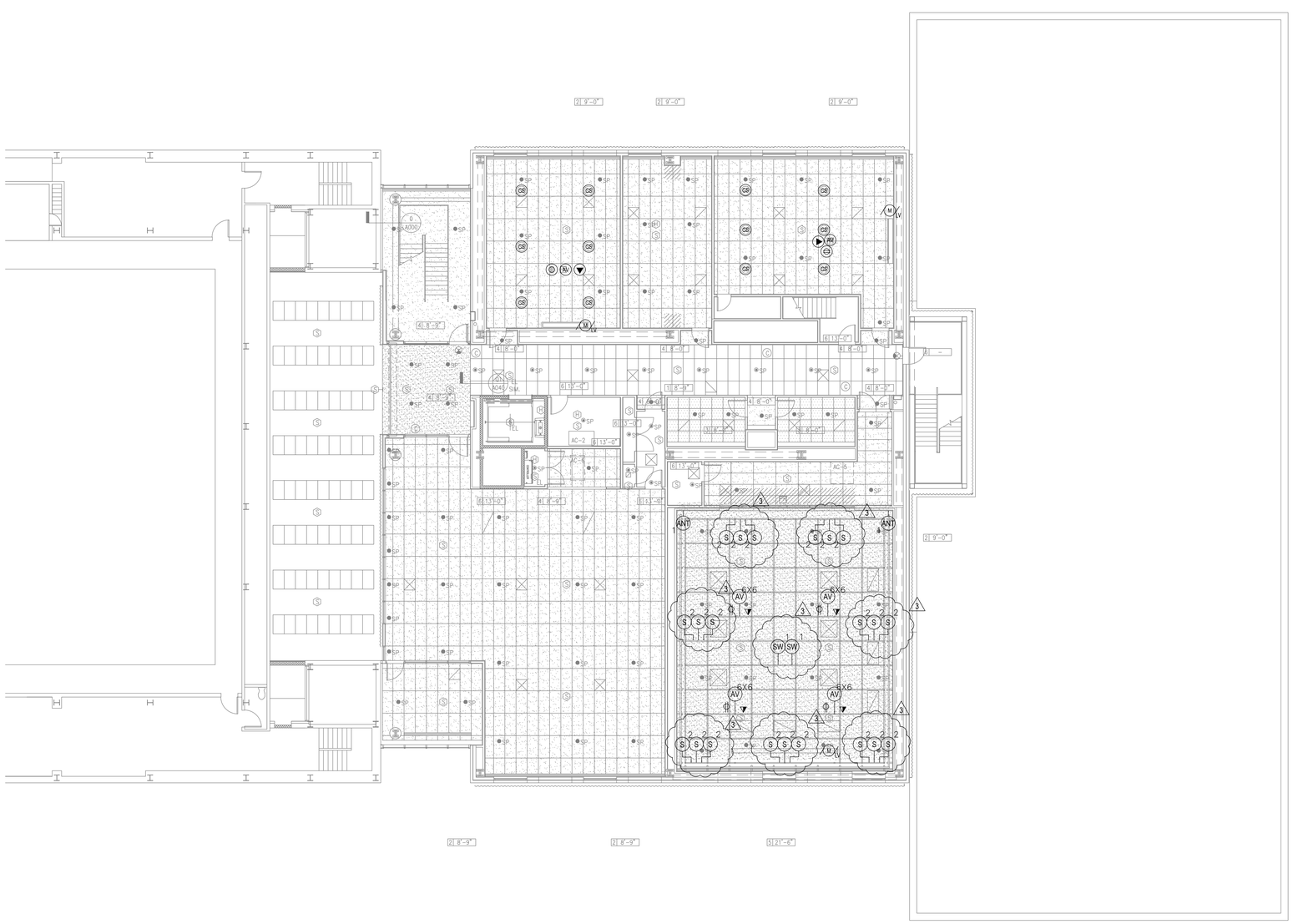
21'-9"
21'-9"
21'-9"
41'-8"
41'-8"
41'-8"
61'-13"
41'-8"
61'-13"
41'-8"
61'-13

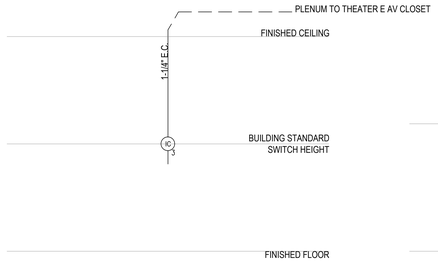

1 ADD ALT - SCENE SHOP
AUDIOVISUAL ELECTRICAL CONDUIT RISER DIAGRAM
SCALE: NO SCALE

2 DIGITAL SIGNAGE (TYPICAL)
AUDIOVISUAL ELECTRICAL CONDUIT RISER DIAGRAM
SCALE: NO SCALE

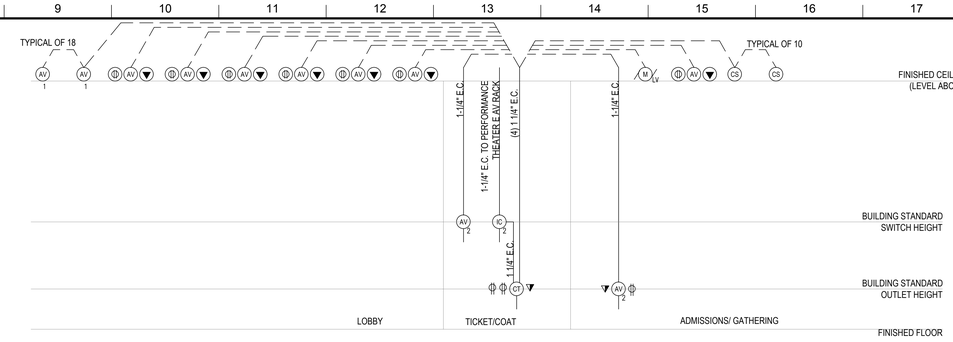

3 CONCOURSE
AUDIOVISUAL ELECTRICAL CONDUIT RISER DIAGRAM
SCALE: NO SCALE

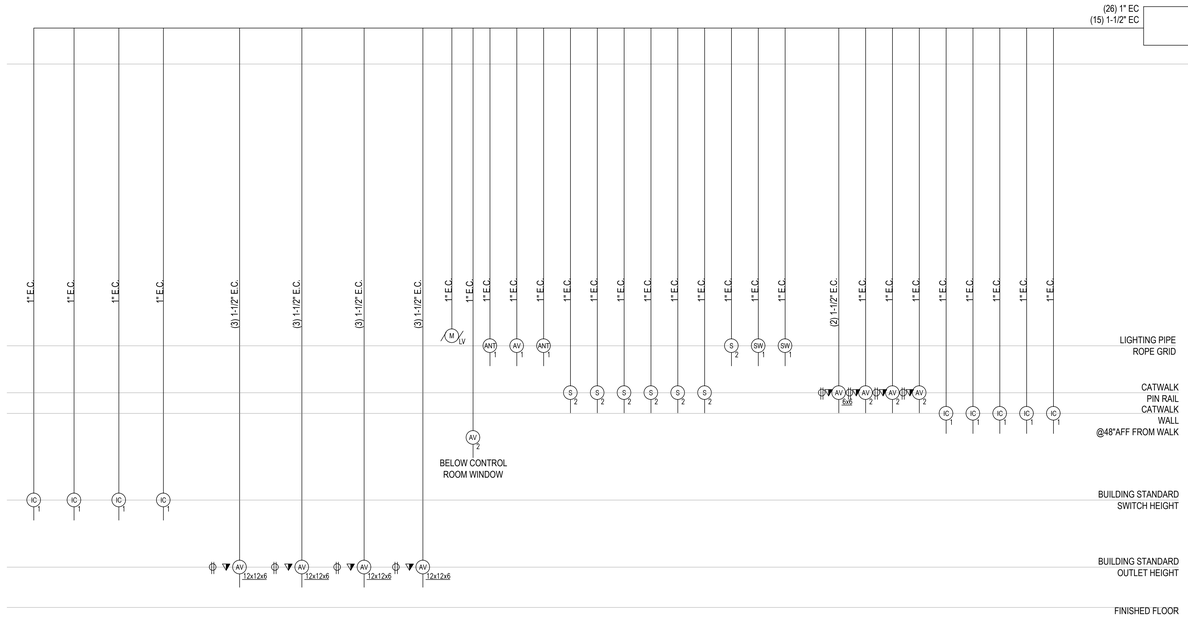

5 PERFORMANCE THEATER 'E'
AUDIOVISUAL ELECTRICAL CONDUIT RISER DIAGRAM
SCALE: NO SCALE

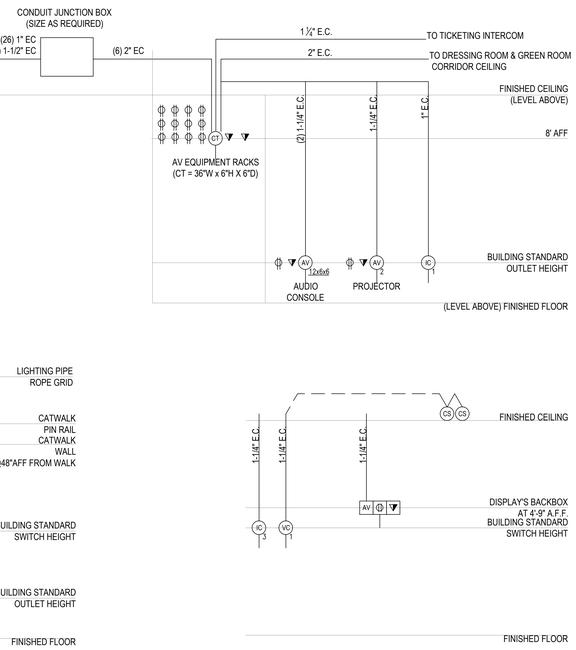

6 TYPICAL FOR DRESS ROOMS & GREEN ROOM
AUDIOVISUAL ELECTRICAL CONDUIT RISER DIAGRAM
SCALE: NO SCALE

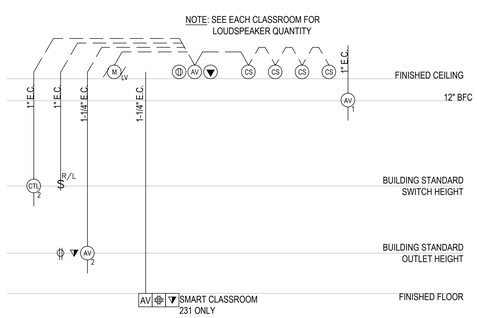

7 TYPICAL FOR ALL CLASSROOM TYPE OF ROOMS
AUDIOVISUAL ELECTRICAL CONDUIT RISER DIAGRAM
SCALE: NO SCALE

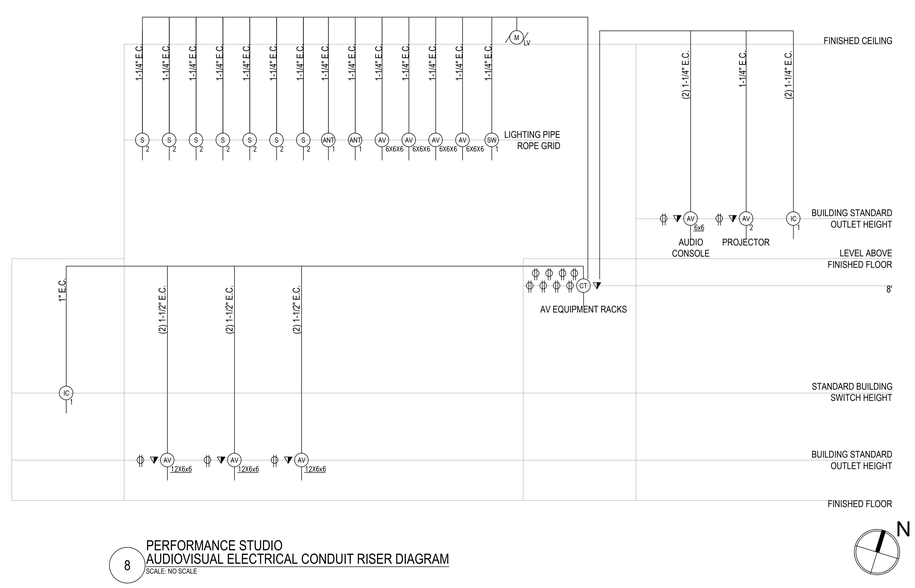

8 PERFORMANCE STUDIO
AUDIOVISUAL ELECTRICAL CONDUIT RISER DIAGRAM
SCALE: NO SCALE

AUDIOVISUAL ELECTRICAL LEGEND

SYMBOL	DESCRIPTION
AV	MULTI-DISCIPLINE FLOOR BOX OR POKE-THRU, WITH HINGED COVER PLATE AND CARPET FLANGE; WITH DIVIDED COMPARTMENTS FOR SHARED ACCESS WITH VOICE, DATA AND 120VAC POWER. FLUSH MOUNT IN FLOOR UNLESS OTHERWISE INDICATED. (4" DEEP MINIMUM) UNLESS OTHERWISE INDICATED. SEE AUDIOVISUAL DETAIL SHEETS.
CT	SCREW COVER JUNCTION BOX FOR AUDIOVISUAL CONDUIT TERMINATION; SIZED ACCORDINGLY. ALL CONDUITS TERMINATE AT THIS BOX UNLESS OTHERWISE INDICATED.
AV	MULTI-DISCIPLINE IN-WALL BOX; WITH DIVIDED COMPARTMENTS FOR SHARED ACCESS WITH VOICE, DATA AND 120VAC POWER. MOUNT FLUSH WITH FINISHED WALL TREATMENT, BEHIND DISPLAY, UNLESS OTHERWISE INDICATED. SEE AUDIOVISUAL DETAIL SHEETS.
AV 4	GANGABLE WALL BOX, 4-11/16" HIGH X 2-1/2" DEEP, FOR AUDIO/VIDEO RECEPTACLES. MOUNT FLUSH WITH FINISHED WALL TREATMENT, AT BASE BUILDING ELECTRICAL SWITCH HEIGHT UNLESS OTHERWISE INDICATED. SUBNUMBER INDICATE GANG #
AV 3x4	WALL BOX, HEIGHT AND WIDTH AS SPECIFIED, FOR AUDIO/VIDEO RECEPTACLES. MOUNT FLUSH WITH FINISHED WALL TREATMENT, AT BASE BUILDING ELECTRICAL SWITCH HEIGHT UNLESS OTHERWISE INDICATED.
IC 1	GANGABLE WALL BOX, 4-11/16" HIGH X 2-1/2" DEEP, FOR INTERCOM RECEPTACLES. MOUNT FLUSH WITH FINISHED WALL TREATMENT, AT BASE BUILDING ELECTRICAL SWITCH HEIGHT UNLESS OTHERWISE INDICATED. SUBNUMBER INDICATES GANG #
VC 1	GANGABLE WALL BOX, 4-11/16" HIGH X 2-1/2" DEEP, FOR WALL MOUNTED VOLUME CONTROLLER. MOUNT FLUSH WITH FINISHED WALL TREATMENT; COORDINATE HEIGHT WITH ARCHITECTURAL AND ADA REQUIREMENTS. SUBNUMBER INDICATES GANG #
CTL 1	BACK BOX FOR WALL-MOUNTED AUDIOVISUAL CONTROL SYSTEM TOUCH PANEL . BACK BOX TO BE OEM BY MANUFACTURER; REFERENCED TO MODEL NUMBER. MOUNT FLUSH WITH FINISHED WALL TREATMENT; COORDINATE HEIGHT WITH ARCHITECTURAL AND ADA REQUIREMENTS.
ANT 1	SINGLE-GANG WALL BOX, 4-11/16" HIGH X 2-1/2" DEEP, FOR MICROPHONE ANTENNA OR ASSISTIVE LISTENING ANTENNA. MOUNT FLUSH WITH FINISHED WALL TREATMENT; AT SPECIFIED HEIGHT. SUBNUMBER INDICATES GANG #
S 1 / SW 1	SINGLE-GANG WALL BOX, 4-11/16" HIGH X 2-1/2" DEEP, WITH 1-1/4" CONDUIT KNOCKOUTS AND BLANK COVER PLATE; FOR PIPE MOUNTED SPEAKER OR SUBWOOFER. MOUNT ON PIPE GRID.
$ R/L	WALL SWITCH FOR PROJECTION SCREEN, RAISE/STOP/LOWER; SUPPLIED WITH SCREEN. MOUNT FLUSH WITH FINISHED WALL TREATMENT, AT BASE BUILDING ELECTRICAL SWITCH HEIGHT UNLESS OTHERWISE INDICATED.
	POWER RECEPTACLE, DUPLEX, 120 VAC, 20 AMP, HOSPITAL GRADE ORANGE. MOUNT AT BASE BUILDING OUTLET HEIGHT, UNLESS OTHERWISE INDICATED.
	WALL-MOUNTED TELECOM VOICE/DATA OUTLET BOX; QUANTITY AND TYPE OF CABLING AS PER PROJECT STANDARDS, UNLESS OTHERWISE NOTED. REFER TO THE ARCHITECTURAL DRAWINGS FOR DIMENSIONED LOCATION; MOUNT AT BASE BUILDING OUTLET HEIGHT, UNLESS OTHERWISE INDICATED.
AV	GANGABLE WALL BOX, 4-11/16" HIGH X 2-1/2" DEEP, WITH 1-1/4" CONDUIT KNOCKOUTS AND BLANK COVER PLATE; FOR AUDIOVISUAL CONNECTIVITY. MOUNT FLUSH WITH FINISHED CEILING TREATMENT. SUBNUMBER INDICATES NUMBER OF GANG.
CS	CEILING LOUDSPEAKER BACK BOX, GRILLE AND TILE BRIDGE. MOUNT FLUSH WITH FINISHED CEILING, AS SHOWN ON THE ARCHITECTURAL CEILING PLANS, UNLESS OTHERWISE INDICATED. CONFIRM THE INTEGRITY OF THE CEILING GRID SYSTEM WITH THE STRUCTURAL ENGINEER.
M LV	PROJECTION SCREEN, PROJECTOR LIFT OR SHADE WITH LOW-VOLTAGE INTERFACE, SUPPLIED WITH DEVICE. MOUNT ABOVE FINISHED CEILING UNLESS OTHERWISE INDICATED. MAINTENANCE ACCESS TO BOX SHALL BE PROVIDED IN NON-ACCESSIBLE CEILINGS. PROVIDE UTILITY-GRADE 120VAC UNLESS OTHERWISE INDICATED.
	POWER RECEPTACLE, DUPLEX, 120 VAC, 20 AMP, HOSPITAL GRADE ORANGE, SEPARATE CIRCUIT. MOUNT FLUSH WITH FINISHED CEILING UNLESS OTHERWISE INDICATED.
	CEILING MOUNTED TELECOM DATA OUTLET BOX; QUANTITY AND TYPE OF CABLING AS PER PROJECT STANDARDS, UNLESS OTHERWISE INDICATED. REFER TO THE ARCHITECTURAL DRAWINGS FOR DIMENSIONED LOCATION.

AUDIOVISUAL ELECTRICAL NOTES

1. POWER AND DATA ON THE AV DRAWINGS ARE "FOR REFERENCE ONLY". PLEASE REFER TO ELECTRICAL AND LOW VOLTAGE DRAWINGS FOR EXACT QUANTITIES AND LOCATIONS. ASSOCIATED AV CONDUIT AND BOXES ON THE AV DRAWINGS ARE FOR DESIGN AND CONSTRUCTION ISSUE.
2. WHERE EXACT DIMENSIONS ARE NOT CALLED FOR, THE SCALE OF THIS DRAWING IS SUFFICIENTLY ACCURATE FOR DETERMINING ROUGH LOCATION OF EQUIPMENT, JUNCTION BOXES, OUTLET BOXES, WIREWAYS, PANELS, ETC. WHERE EXACT DIMENSIONS ARE CALLED FOR, THE REFERENCE SURFACE SHALL BE THE FINAL FINISHED SURFACE INCLUDING ANY ACOUSTICAL TREATMENT. ROOM DIMENSIONS ON THIS DRAWING HAVE BEEN TAKEN FROM PRELIMINARY ARCHITECTURAL DRAWINGS.
3. POWER CONDUIT, POWER WIREWAYS AND POWER JUNCTION BOXES ARE TO BE REVIEWED BY THE ELECTRICAL ENGINEER FOR CODE COMPLIANCE.
4. EMPTY CONDUITS RUNS ON THIS DRAWING SHOW ONLY INTERCONNECTION BETWEEN THE TERMINATION POINTS. THE EXACT PATH OF CONDUIT ARE TO BE DETERMINED BY FIELD CONDITIONS.
5. ALL EMPTY CONDUIT ON THIS DRAWING TO BE 1" UNLESS OTHERWISE NOTED. ALL EMPTY CONDUIT SHALL BE DEBURRED, CLEANED, CAPPED, TAGGED AND FURNISHED WITH PULL WIRES.
6. THERE SHALL BE A MINIMUM OF ONE PULL BOX FOR EVERY 100 FEET OF STRAIGHT EMPTY CONDUIT AND A PULL BOX FOR MORE THAN TWO 90° BENDS IN A CONDUIT RUN.
7. POWER RECEPTACLES SHOWN ON THIS DRAWING ARE DEDICATED TO SPECIFIC AUDIOVISUAL AND TELEVISION EQUIPMENT. REFER TO ELECTRICAL DRAWINGS FOR ADDITIONAL UTILITY POWER RECEPTACLES.
8. POWER BREAKER PANELS ARE SIZED AND SPECIFIED BY THE ELECTRICAL ENGINEER, REFER TO ELECTRICAL DRAWINGS. ALL CIRCUITS SHALL BE PROTECTED BY 120VAC, 20 AMP BREAKERS UNLESS OTHERWISE DETAILED.
9. WHERE POWER CIRCUITS ARE SHOWN TERMINATING IN JUNCTION BOXES WITHOUT RECEPTACLES, THE WIRES SHALL BE TAPED AND THE BOXES COVERED. THESE CIRCUITS WILL BE CONNECTED BY OTHERS DURING INSTALLATION OF THE AUDIOVISUAL SYSTEMS EQUIPMENT.
10. THE METHOD OF INSTALLATION OF BOXES IN WALLS, AND THE METHOD OF PASSAGE OF CONDUITS AND WIREWAYS THROUGH ACOUSTICALLY SENSITIVE WALLS SHALL BE COORDINATED WITH THE ACOUSTICAL CONSULTANT.

MATERIAL KEYING LEGEND:

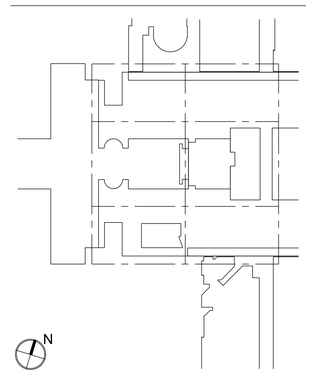

KEY PLAN

NO.	REVISIONS | SUBMISSIONS	DATE
5	GROUP III AV BID DOCUMENTS	09.06.2017
3	BID DOCUMENTS	05.28.2014
2	DESIGN MANUAL PHASE SUBMISSION	04.01.2013
1	30% PRICING SET	03.07.2013

FXFOWLE

FXFOWLE ARCHITECTS, LLP | 22 WEST 19TH STREET | NEW YORK, NY 10011 | T 212.627.1700 | F 212.463.8716 | WWW.FXFOWLE.COM

STRUCTURAL ENGINEER:
DESIMONE CONSULTING ENGINEERS
18 West 18th Street, 10th Floor, New York, New York 10011 212-532-2211

MECHANICAL, ELECTRICAL, PLUMBING, FIRE PROTECTION ENGINEER:
COLLADO ENGINEERING
2 Holland Avenue, White Plains, NY 10603 914-332-7658

THEATER PLANNING CONSULTANT
FISHER DACHS ASSOCIATES
22 West 19th Street, 6th Floor, New York, NY 10011 212-691-3020

ACOUSTICS & AUDIO VISUAL CONSULTANT
CERAMI & ASSOCIATES
404 Fifth Avenue, New York, NY 10018 212-370-1776

LIGHTING CONSULTANT
ILLUMINATION ARTS
690 Bloomfield Avenue, Suite 101, Bloomfield NJ 07003 973-771-1556

LANDSCAPE CONSULTANT
W ARCHITECTURE & LANDSCAPE ARCHITECTURE, LLC
155 Fifth Avenue Third Floor New York, NY 10010 P 212-981-3933 F 212-620-0798

CIVIL ENGINEER & HAZMAT
LANGAN
21 Penn PLaza 360 West 31st Street 8th Floor New York, NY 10001 212.479.5400 212.479.5444 (fax)

ELEVATOR CONSULTANT
VDA (VAN DEUSEN & ASSOCIATES)
Seven Penn Plaza, Suite 404 New York, NY 10001 Phone: 212-868-9090 Fax: 212-868-9099

IT CONSULTANT
GRID ASSOCIATES, LLC
P.O. Box 1785 Hoboken, NJ 07030 T 646.722.6600 / F 646.722.6625

SUSTAINABILITY / LEED
YR&G
161 Bowery - 4th Floor, New York, NY 10002 T 917.677.8023 / F 917.677.8023

COST ESTIMATING CONSULTANT
TOSCANO CLEMENTS TAYLOR, LLC
16 Oakwood Road Huntington, NY 11743 T 631.392.1400 / F 631.392.1399

C.I.T.L. PROJ. # 29402
SUNY PURCHASE COLLEGE
735 ANDERSON HILL ROAD | PURCHASE, NY 10577

DRAWING TITLE:

AUDIOVISUAL
ELECTRICAL CONDUIT RISER DIAGRAMS

Seal:

Drawn: AJC
Checked: BJM
Reviewed: BJM
Date:
Scale: 1/8" = 1'-0"

Project No.: 29402 (SUCF) / 09018.L00 (FXF)
Cad File:
Drawing No.:

TA-501.0

© 2009 FXFOWLE ARCHITECTS, LLP | ALL RIGHTS RESERVED

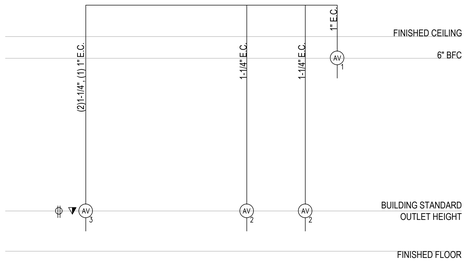

1 SMALL SOUNDSTAGE AUDIOVISUAL ELECTRICAL CONDUIT RISER DIAGRAM
SCALE: NO SCALE

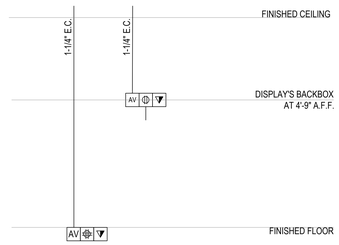

2 CONFERENCE ROOM AUDIOVISUAL ELECTRICAL CONDUIT RISER DIAGRAM
SCALE: NO SCALE

AUDIOVISUAL ELECTRICAL LEGEND

SYMBOL	DESCRIPTION
AV	MULTI-DISCIPLINE FLOOR BOX OR POKE-THRU, WITH HINGED COVER PLATE AND CARPET FLANGE; WITH DIVIDED COMPARTMENTS FOR SHARED ACCESS WITH VOICE, DATA AND 120VAC POWER. FLUSH MOUNT IN FLOOR UNLESS OTHERWISE INDICATED. (4" DEEP MINIMUM) UNLESS OTHERWISE INDICATED. SEE AUDIOVISUAL DETAIL SHEETS.
CT	SCREW COVER JUNCTION BOX FOR AUDIOVISUAL CONDUIT TERMINATION; SIZED ACCORDINGLY. ALL CONDUITS TERMINATE AT THIS BOX UNLESS OTHERWISE INDICATED.
AV	MULTI-DISCIPLINE IN-WALL BOX; WITH DIVIDED COMPARTMENTS FOR SHARED ACCESS WITH VOICE, DATA AND 120VAC POWER. MOUNT FLUSH WITH FINISHED WALL TREATMENT, BEHIND DISPLAY, UNLESS OTHERWISE INDICATED. SEE AUDIOVISUAL DETAIL SHEETS.
AV 1	GANGABLE WALL BOX, 4-11/16" HIGH X 2-1/2" DEEP, FOR AUDIO/VIDEO RECEPTACLES. MOUNT FLUSH WITH FINISHED WALL TREATMENT, AT BASE BUILDING ELECTRICAL SWITCH HEIGHT UNLESS OTHERWISE INDICATED. SUBNUMBER INDICATE GANG #
AV	WALL BOX, HEIGHT AND WIDTH AS SPECIFIED, FOR AUDIO/VIDEO RECEPTACLES. MOUNT FLUSH WITH FINISHED WALL TREATMENT, AT BASE BUILDING ELECTRICAL SWITCH HEIGHT UNLESS OTHERWISE INDICATED.
IC 1	GANGABLE WALL BOX, 4-11/16" HIGH X 2-1/2" DEEP, FOR INTERCOM RECEPTACLES. MOUNT FLUSH WITH FINISHED WALL TREATMENT, AT BASE BUILDING ELECTRICAL SWITCH HEIGHT UNLESS OTHERWISE INDICATED. SUBNUMBER INDICATES GANG #
VC 1	GANGABLE WALL BOX, 4-11/16" HIGH X 2-1/2" DEEP, FOR WALL MOUNTED VOLUME CONTROLLER. MOUNT FLUSH WITH FINISHED WALL TREATMENT; COORDINATE HEIGHT WITH ARCHITECTURAL AND ADA REQUIREMENTS. SUBNUMBER INDICATES GANG #
CTL 1	BACK BOX FOR WALL-MOUNTED AUDIOVISUAL CONTROL SYSTEM TOUCH PANEL . BACK BOX TO BE OEM BY MANUFACTURER; REFERENCED TO MODEL NUMBER. MOUNT FLUSH WITH FINISHED WALL TREATMENT; COORDINATE HEIGHT WITH ARCHITECTURAL AND ADA REQUIREMENTS.
ANT 1	SINGLE-GANG WALL BOX, 4-11/16" HIGH X 2-1/2" DEEP, FOR MICROPHONE ANTENNA OR ASSISTIVE LISTENING ANTENNA. MOUNT FLUSH WITH FINISHED WALL TREATMENT; AT SPECIFIED HEIGHT. SUBNUMBER INDICATES GANG #
S 1 SW 1	SINGLE-GANG WALL BOX, 4-11/16" HIGH X 2-1/2" DEEP, WITH 1-1/4" CONDUIT KNOCKOUTS AND BLANK COVER PLATE; FOR PIPE MOUNTED SPEAKER OR SUBWOOFER. MOUNT ON PIPE GRID.
$R/L	WALL SWITCH FOR PROJECTION SCREEN, RAISE/STOP/LOWER; SUPPLIED WITH SCREEN. MOUNT FLUSH WITH FINISHED WALL TREATMENT, AT BASE BUILDING ELECTRICAL SWITCH HEIGHT UNLESS OTHERWISE INDICATED.
	POWER RECEPTACLE, DUPLEX, 120 VAC, 20 AMP, HOSPITAL GRADE ORANGE. MOUNT AT BASE BUILDING OUTLET HEIGHT, UNLESS OTHERWISE INDICATED.
	WALL-MOUNTED TELECOM VOICE/DATA OUTLET BOX; QUANTITY AND TYPE OF CABLING AS PER PROJECT STANDARDS, UNLESS OTHERWISE NOTED. REFER TO THE ARCHITECTURAL DRAWINGS FOR DIMENSIONED LOCATION; MOUNT AT BASE BUILDING OUTLET HEIGHT, UNLESS OTHERWISE INDICATED.
AV	GANGABLE WALL BOX, 4-11/16" HIGH X 2-1/2" DEEP, WITH 1-1/4" CONDUIT KNOCKOUTS AND BLANK COVER PLATE; FOR AUDIOVISUAL CONNECTIVITY. MOUNT FLUSH WITH FINISHED CEILING TREATMENT. SUBNUMBER INDICATES NUMBER OF GANG.
CS	CEILING LOUDSPEAKER BACK BOX, GRILLE AND TILE BRIDGE. MOUNT FLUSH WITH FINISHED CEILING, AS SHOWN ON THE ARCHITECTURAL CEILING PLANS, UNLESS OTHERWISE INDICATED. CONFIRM THE INTEGRITY OF THE CEILING GRID SYSTEM WITH THE STRUCTURAL ENGINEER.
M AV	PROJECTION SCREEN, PROJECTOR LIFT OR SHADE WITH LOW-VOLTAGE INTERFACE. SUPPLIED WITH DEVICE. MOUNT ABOVE FINISHED CEILING UNLESS OTHERWISE INDICATED. MAINTENANCE ACCESS TO BOX SHALL BE PROVIDED IN NON-ACCESSIBLE CEILINGS. PROVIDE UTILITY-GRADE 120VAC UNLESS OTHERWISE INDICATED.
	POWER RECEPTACLE, DUPLEX, 120 VAC, 20 AMP, HOSPITAL GRADE ORANGE, SEPARATE CIRCUIT. MOUNT FLUSH WITH FINISHED CEILING UNLESS OTHERWISE INDICATED.
	CEILING MOUNTED TELECOM DATA OUTLET BOX; QUANTITY AND TYPE OF CABLING AS PER PROJECT STANDARDS, UNLESS OTHERWISE INDICATED. REFER TO THE ARCHITECTURAL DRAWINGS FOR DIMENSIONED LOCATION.

AUDIOVISUAL ELECTRICAL NOTES

1. POWER AND DATA ON THE AV DRAWINGS ARE "FOR REFERENCE ONLY". PLEASE REFER TO ELECTRICAL AND LOW VOLTAGE DRAWINGS FOR EXACT QUANTITIES AND LOCATIONS. ASSOCIATED AV CONDUIT AND BOXES ON THE AV DRAWINGS ARE FOR DESIGN AND CONSTRUCTION ISSUE.
2. WHERE EXACT DIMENSIONS ARE NOT CALLED FOR, THE SCALE OF THIS DRAWING IS SUFFICIENTLY ACCURATE FOR DETERMINING ROUGH LOCATION OF EQUIPMENT, JUNCTION BOXES, OUTLET BOXES, WIREWAYS, PANELS, ETC. WHERE EXACT DIMENSIONS ARE CALLED FOR, THE REFERENCE SURFACE SHALL BE THE FINAL FINISHED SURFACE INCLUDING ANY ACOUSTICAL TREATMENT. ROOM DIMENSIONS ON THIS DRAWING HAVE BEEN TAKEN FROM PRELIMINARY ARCHITECTURAL DRAWINGS.
3. POWER CONDUIT, POWER WIREWAYS AND POWER JUNCTION BOXES ARE TO BE REVIEWED BY THE ELECTRICAL ENGINEER FOR CODE COMPLIANCE.
4. EMPTY CONDUITS RUNS ON THIS DRAWING SHOW ONLY INTERCONNECTION BETWEEN THE TERMINATION POINTS. THE EXACT PATH OF CONDUIT ARE TO BE DETERMINED BY FIELD CONDITIONS.
5. ALL EMPTY CONDUIT ON THIS DRAWING TO BE 1" UNLESS OTHERWISE NOTED. ALL EMPTY CONDUIT SHALL BE DEBURRED, CLEANED, CAPPED, TAGGED AND FURNISHED WITH PULL WIRES.
6. THERE SHALL BE A MINIMUM OF ONE PULL BOX FOR EVERY 100 FEET OF STRAIGHT EMPTY CONDUIT AND A PULL BOX FOR MORE THAN TWO 90° BENDS IN A CONDUIT RUN.
7. POWER RECEPTACLES SHOWN ON THIS DRAWING ARE DEDICATED TO SPECIFIC AUDIOVISUAL AND TELEVISION EQUIPMENT. REFER TO ELECTRICAL DRAWINGS FOR ADDITIONAL UTILITY POWER RECEPTACLES.
8. POWER BREAKER PANELS ARE SIZED AND SPECIFIED BY THE ELECTRICAL ENGINEER, REFER TO ELECTRICAL DRAWINGS. ALL CIRCUITS SHALL BE PROTECTED BY 120VAC, 20 AMP BREAKERS UNLESS OTHERWISE DETAILED.
9. WHERE POWER CIRCUITS ARE SHOWN TERMINATING IN JUNCTION BOXES WITHOUT RECEPTACLES, THE WIRES SHALL BE TAPED AND THE BOXES COVERED. THESE CIRCUITS WILL BE CONNECTED BY OTHERS DURING INSTALLATION OF THE AUDIOVISUAL SYSTEMS EQUIPMENT.
10. THE METHOD OF INSTALLATION OF BOXES IN WALLS, AND THE METHOD OF PASSAGE OF CONDUITS AND WIREWAYS THROUGH ACOUSTICALLY SENSITIVE WALLS SHALL BE COORDINATED WITH THE ACOUSTICAL CONSULTANT.

MATERIAL KEYING LEGEND:

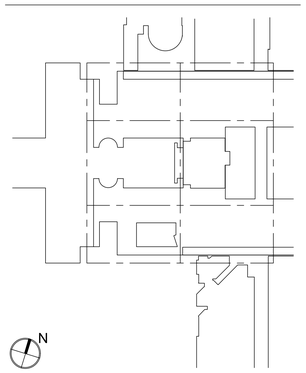

KEY PLAN

NO.	REVISIONS | SUBMISSIONS	DATE
5	GROUP III AV BID DOCUMENTS	09.06.2017
3	BID DOCUMENTS	05.28.2014
2	DESIGN MANUAL PHASE SUBMISSION	04.01.2013
1	30% PRICING SET	03.07.2013

FXFOWLE

FXFOWLE ARCHITECTS, LLP | 22 WEST 19TH STREET | NEW YORK, NY 10011 | T 212.627.1700 | F 212.463.8716 | WWW.FXFOWLE.COM

STRUCTURAL ENGINEER:
DESIMONE CONSULTING ENGINEERS
18 West 18th Street, 10th Floor, New York, New York 10011 212-532-2211

MECHANICAL, ELECTRICAL, PLUMBING, FIRE PROTECTION ENGINEER:
COLLADO ENGINEERING
2 Holland Avenue, White Plains, NY 10603 914-332-7658

THEATER PLANNING CONSULTANT
FISHER DACHS ASSOCIATES
22 West 19th Street, 6th Floor, New York, NY 10011 212-691-3020

ACOUSTICS & AUDIO VISUAL CONSULTANT
CERAMI & ASSOCIATES
404 Fifth Avenue, New York, NY 10018 212-370-1776

LIGHTING CONSULTANT
ILLUMINATION ARTS
690 Bloomfield Avenue, Suite 101, Bloomfield NJ 07003 973-771-1556

LANDSCAPE CONSULTANT
W ARCHITECTURE & LANDSCAPE ARCHITECTURE, LLC
155 Fifth Avenue Third Floor New York, NY 10010 P 212-981-3933 F 212-620-0798

CIVIL ENGINEER & HAZMAT
LANGAN
21 Penn PLaza 360 West 31st Street 8th Floor New York, NY 10001 212.479.5400 212.479.5444 (fax)

ELEVATOR CONSULTANT
VDA (VAN DEUSEN & ASSOCIATES)
Seven Penn Plaza, Suite 404 New York, NY 10001 Phone: 212-868-9090 Fax: 212-868-9099

IT CONSULTANT
GRID ASSOCIATES, LLC
P.O. Box 1785 Hoboken, NJ 07030 T 646.722.6600 / F 646.722.6625

SUSTAINABILITY / LEED
YR&G
161 Bowery - 4th Floor, New York, NY 10002 T 917.677.8023 / F 917.677.8023

COST ESTIMATING CONSULTANT
TOSCANO CLEMENTS TAYLOR, LLC
16 Oakwood Road Huntington, NY 11743 T 631.392.1400 / F 631.392.1399

C.I.T.L. PROJ. # 29402
SUNY PURCHASE COLLEGE
735 ANDERSON HILL ROAD | PURCHASE, NY 10577

DRAWING TITLE:

AUDIOVISUAL
ELECTRICAL CONDUIT RISER DIAGRAMS

Seal:

Drawn: AJC
Checked: BJM
Reviewed: BJM
Date:
Scale: 1/8" = 1'-0"

Project No.: 29402 (SUCF) / 09018.L00 (FXF)
Cad File:
Drawing No.: TA-502.0

© 2009 FXFOWLE ARCHITECTS, LLP | ALL RIGHTS RESERVED

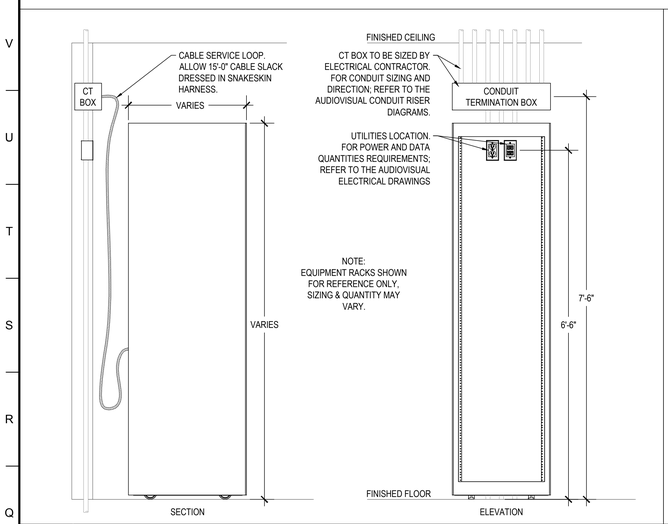

1 — 1" = 1'-0"

SYMBOL 1 - 1: TYPICAL EQUIPMENT RACK CONDUIT TERMINATION BOX

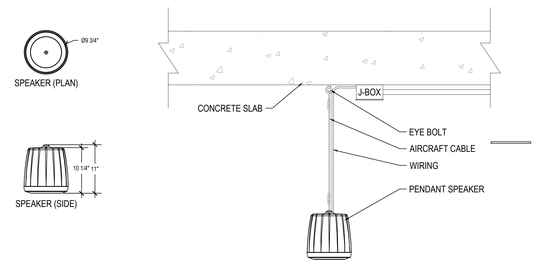

NOTES:
1) ALL SPEAKERS IN A ZONE SHALL BE HUNG SO THAT BOTTOM OF SPEAKER HOUSING IS AT SAME ELEVATION.
2) SPEAKER HEIGHT SHALL BE ADJUSTED IF NECESSARY.
3) WIRING SHALL BE TIGHT TO SLAB.
4) THIS DETAIL IS NON-SEISMIC.

2 — 1" = 1'-0"

SYMBOL 5 - 5: PENDANT SPEAKER MOUNTING

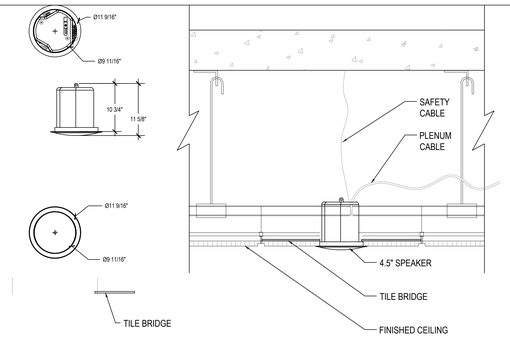

SPEAKER ASSEMBLY WITH PLASTER RING

AN OPTIONAL PLASTER RING CAN BE USED IF A CONVENTIONAL CEILING TILE IS NOT BEING USED. THE WINGS ON THE PLASTER RING ARE ATTACHED TO THE BUILDING STRUCTURE VIA THE HOLES PROVIDED. THE PLASTER IS APPLIED OVER THE BRACKET.

IMPORTANT: CONNECT A SAFETY CABLE TO THE REAR OF THE SPEAKER CAN.

NOTE: THE INSTALLATION OF THIS PRODUCT MUST BE CARRIED OUT IN CONFORMITY WITH LOCAL BUILDING CODES AND STANDARDS. IF NECESSARY CONSULT YOUR LOCAL SAFETY STANDARDS OFFICER BEFORE INSTALLING ANY PRODUCT. ALTERNATIVELY, CHECK ANY LAWS OR BYLAWS. MANUFACTURER WILL NOT BE HELD RESPONSIBLE FOR ANY DAMAGES CAUSED BY THE IMPROPER INSTALLATION OF LOUDSPEAKER.

3 — 1" = 1'-0"

CEILING RECESSED SPEAKER MOUNTING

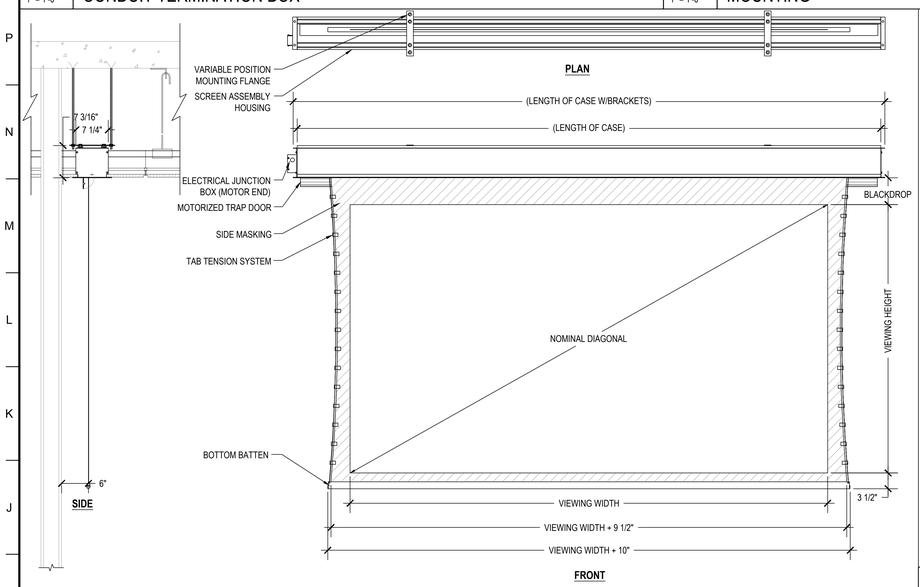

ELECTRIC FRONT PROJECTION SCREEN								
ROOM	MANUF.	MODEL	SCREEN FABRIC	VIEWING SIZE	BLACKDROP	CASE LENGTH	DIAGONAL	
COMPUTER LAB 331	DA-LITE	TENSIONED ADVANTAGE DELUXE ELECTROL	DA-MAT	50"H x 80"W	********	103 ¾"	94"	
SMART LAB 231, CRIT ROOM 244, LAB 333	DA-LITE	TENSIONED ADVANTAGE DELUXE ELECTROL	DA-MAT	57.5H x 92"W	********	116 ¼"	109"	
ADMISSIONS 004, LAB 086, AV LAB 087	DA-LITE	TENSIONED ADVANTAGE DELUXE ELECTROL	DA-MAT	72.5"H x 116"W	*******	142¾"	137"	

4 — 1" = 1'-0"

SYMBOL 9 - x: MOTORIZED PROJECTION SCREEN MOUNTING

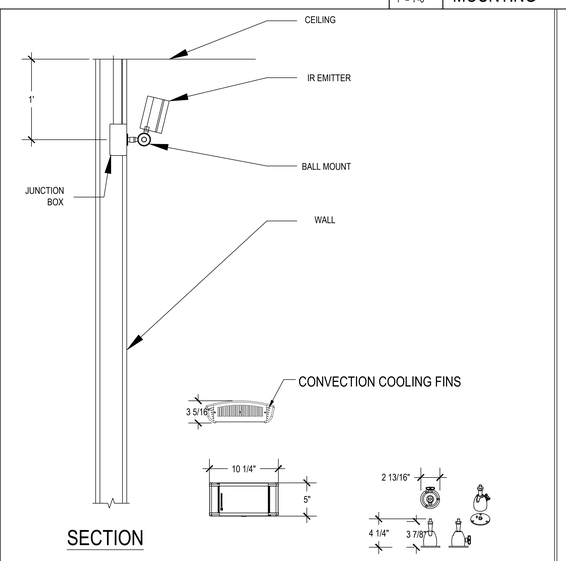

6 — 1" = 1'-0"

SYMBOL 5- 4: CLASSROOM ASSISTIVE LISTENING EMITTER MOUNTING

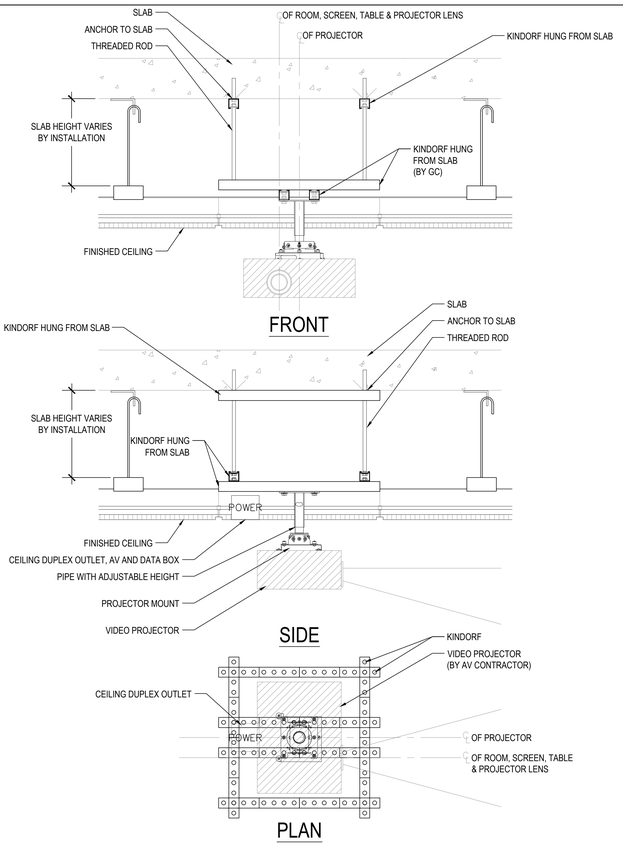

5 — 1" = 1'-0"

SYMBOL 8 - 1: CLASSROOM PROJECTOR MOUNTING

N

MATERIAL KEYING LEGEND:

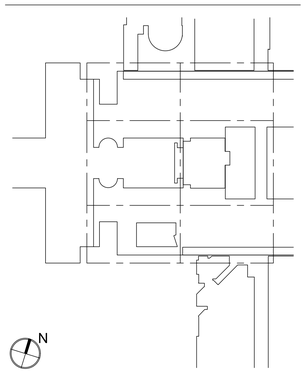

KEY PLAN

NO.	REVISIONS | SUBMISSIONS	DATE
5	GROUP III AV BID DOCUMENTS	09.06.2017
1	BID DOCUMENTS	05.28.2014

FXFOWLE

FXFOWLE ARCHITECTS, LLP | 22 WEST 19TH STREET | NEW YORK, NY 10011 | T 212.627.1700 | F 212.463.8716 | WWW.FXFOWLE.COM

STRUCTURAL ENGINEER:
DESIMONE CONSULTING ENGINEERS
18 West 18th Street, 10th Floor, New York, New York 10011 212-532-2211

MECHANICAL, ELECTRICAL, PLUMBING, FIRE PROTECTION ENGINEER:
COLLADO ENGINEERING
2 Holland Avenue, White Plains, NY 10603 914-332-7658

THEATER PLANNING CONSULTANT
FISHER DACHS ASSOCIATES
22 West 19th Street, 6th Floor, New York, NY 10011 212-691-3020

ACOUSTICS & AUDIO / VISUAL CONSULTANT
CERAMI & ASSOCIATES
404 Fifth Avenue, New York, NY 10018 212-370-1776

LIGHTING CONSULTANT
ILLUMINATION ARTS
650 Bloomfield Avenue, Suite 101, Bloomfield NJ 07003 973-771-1556

LANDSCAPE CONSULTANT
W ARCHITECTURE & LANDSCAPE ARCHITECTURE, LLC
155 Fifth Avenue Third Floor New York, NY 10010 P 212-981-3933 F 212-620-0798

CIVIL ENGINEER & HAZMAT
LANGAN
21 Penn PLaza 360 West 31st Street 8th Floor New York, NY 10001 212.479.5400 212.479.5444 (fax)

ELEVATOR CONSULTANT
VDA (VAN DEUSEN & ASSOCIATES)
Seven Penn Plaza, Suite 404 New York, NY 10001 Phone: 212-868-9090 Fax: 212-868-9099

IT CONSULTANT
GRID ASSOCIATES, LLC
P.O. Box 1785 Hoboken, NJ 07030 T 646.722.6600 / F 646.722.6625

SUSTAINABILITY / LEED
YR&G
181 Bowery - 4th Floor, New York, NY 10002 T 917.677.8023 / F 917.677.8023

COST ESTIMATING CONSULTANT
TOSCANO OLEMENTS TAYLOR, LLC
16 Oakwood Road Huntington, NY 11743 T 631.392.1400 / F 631.392.1399

C.I.T.L. PROJ. # 29402
SUNY PURCHASE COLLEGE
735 ANDERSON HILL ROAD | PURCHASE, NY 10577

DRAWING TITLE:

AUDIOVISUAL
ELECTRICAL CONDUIT RISER DIAGRAMS

Seal:

Drawn: AJC
Checked: BJM
Reviewed: BJM
Date:
Scale: 1/8" = 1'-0"

Project No.: 29402 (SUCF) / 09018.L00 (FXF)
Cad File:
Drawing No.:

TA701.0

© 2009 FXFOWLE ARCHITECTS, LLP | ALL RIGHTS RESERVED

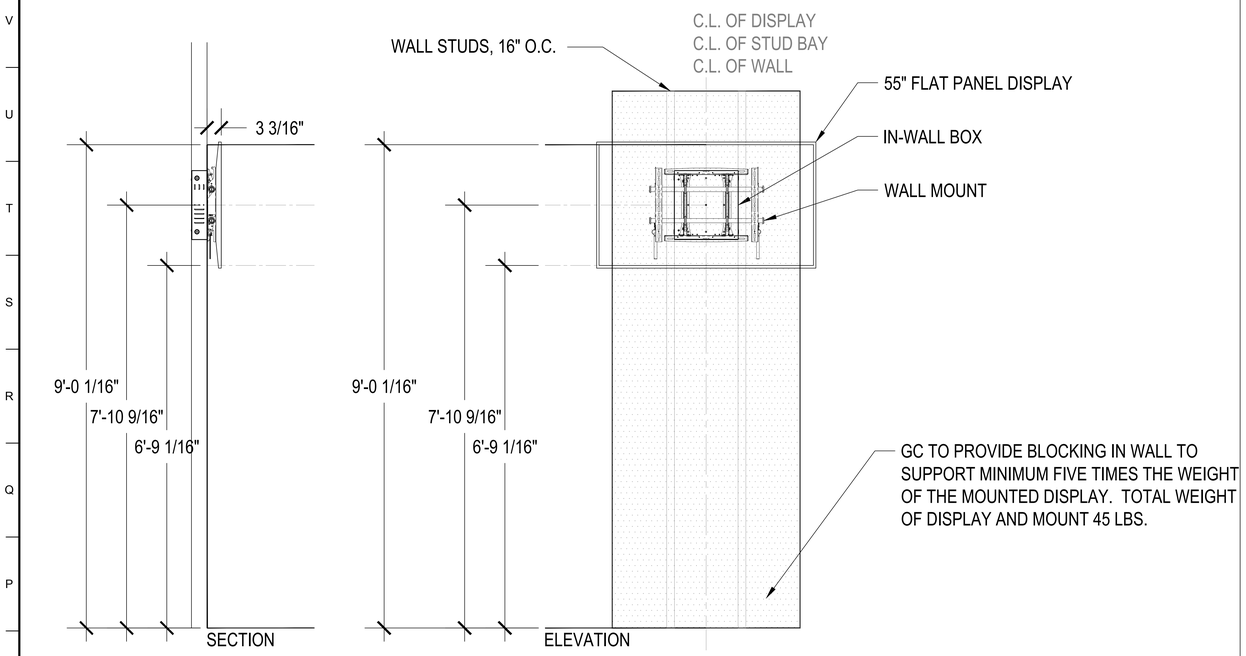

1 DIGITAL SIGNAGE MOUNTING
1" = 1'-0"

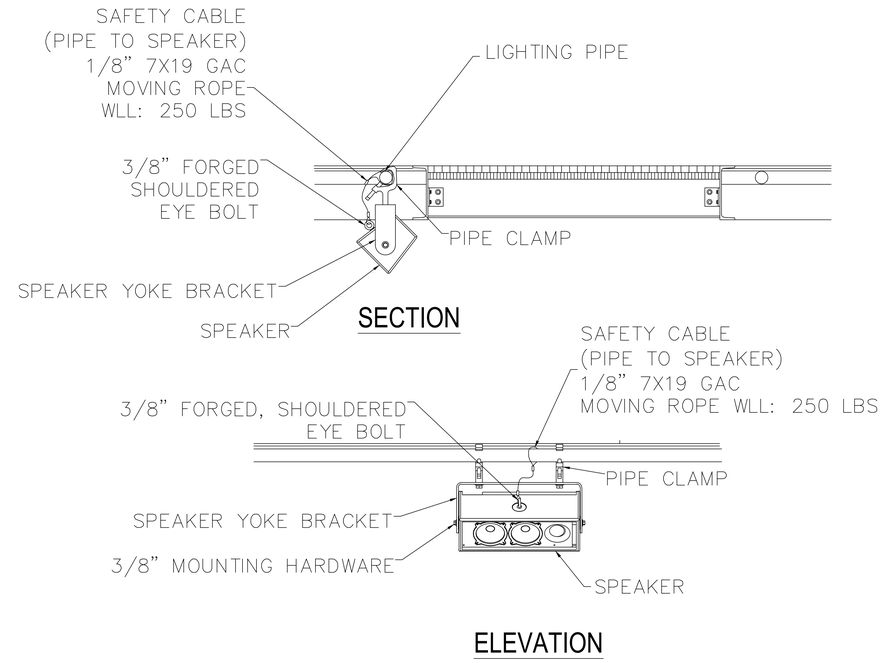

2 TYPICAL PIPE GRID MOUNTING DETAIL
1" = 1'-0"

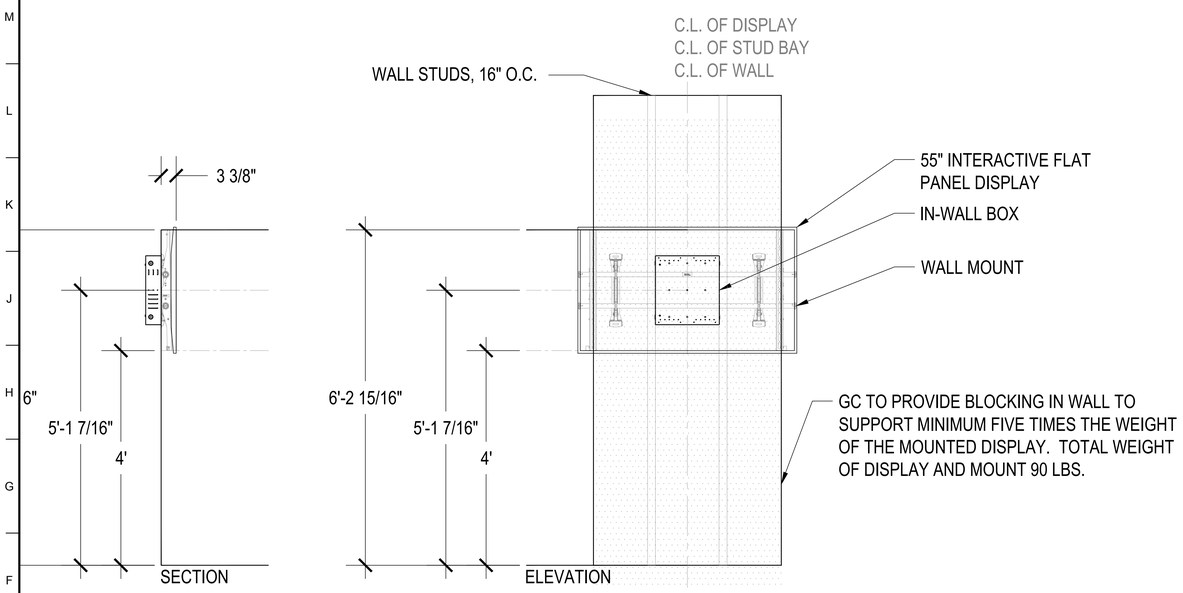

3 CONFERENCE ROOM DISPLAY MOUNTING
1" = 1'-0"

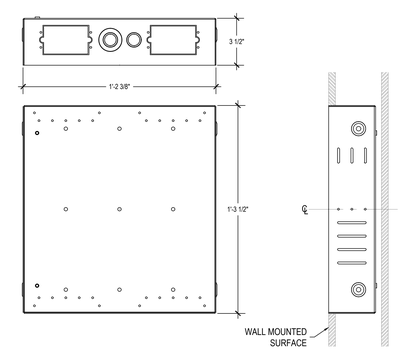

4 MULTI DISCIPLINE IN WALL BOX CHIEF PAC-516 DIMENSIONING
1" = 1'-0"

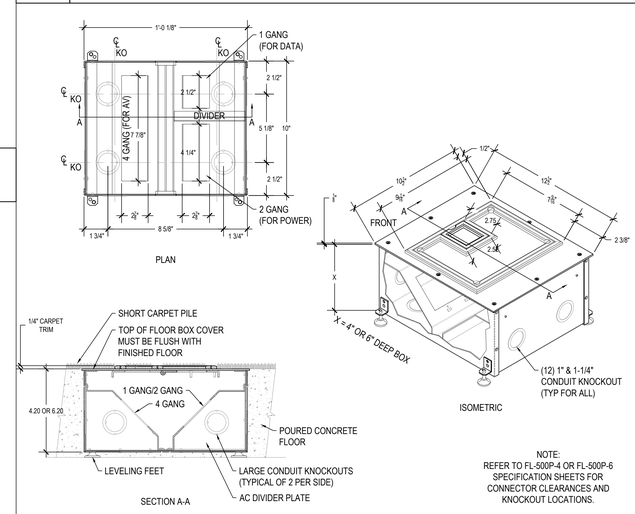

NOTE:
REFER TO FL-500P-4 OR FL-500P-6 SPECIFICATION SHEETS FOR CONNECTOR CLEARANCES AND KNOCKOUT LOCATIONS.

5 FLOORBOX FSR FL-500-P4 DIMENSIONING
1" = 1'-0"

MATERIAL KEYING LEGEND:

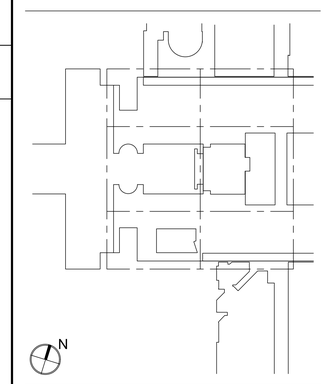

KEY PLAN

NO.	REVISIONS | SUBMISSIONS	DATE
5	GROUP III AV BID DOCUMENTS	09.06.2017
1	BID DOCUMENTS	05.28.2014

FXFOWLE

FXFOWLE ARCHITECTS, LLP | 22 WEST 19TH STREET | NEW YORK, NY 10011 | T 212.627.1700 | F 212.463.8716 | WWW.FXFOWLE.COM

STRUCTURAL ENGINEER:
DESIMONE CONSULTING ENGINEERS
19 West 18th Street, 10th Floor, New York, New York 10011 212-532-2211

MECHANICAL, ELECTRICAL, PLUMBING, FIRE PROTECTION ENGINEER:
COLLADO ENGINEERING
2 Holland Avenue, White Plains, NY 10603 914-332-7658

THEATER PLANNING CONSULTANT
FISHER DACHS ASSOCIATES
22 West 19th Street, 6th Floor, New York, NY 10011 212-691-3020

ACOUSTICS & AUDIO / VISUAL CONSULTANT
CERAMI & ASSOCIATES
404 Fifth Avenue, New York, NY 10016 212-370-1776

LIGHTING CONSULTANT
ILLUMINATION ARTS
650 Bloomfield Avenue, Suite 101, Bloomfield NJ 07003 973-771-1556

LANDSCAPE CONSULTANT
W ARCHITECTURE & LANDSCAPE ARCHITECTURE, LLC
156 Fifth Avenue Third Floor New York, NY 10010 P 212-981-3933 F 212-620-0798

CIVIL ENGINEER & HAZMAT
LANGAN
21 Penn PLaza 360 West 31st Street 8th Floor New York, NY 10001 212.479.5400 212.479.5444 (fax)

ELEVATOR CONSULTANT
VDA (VAN DEUSEN & ASSOCIATES)
Seven Penn Plaza, Suite 404 New York, NY 10001 Phone: 212-868-9090 Fax: 212-868-9099

IT CONSULTANT
GRID ASSOCIATES, LLC
P.O. Box 1785 Hoboken, NJ 07030 T 646.722.6600 / F 646.722.6625

SUSTAINABILITY / LEED
YR&G
161 Bowery - 4th Floor, New York, NY 10002 T 917.677.8023 / F 917.677.8023

COST ESTIMATING CONSULTANT
TOSCANO CLEMENTS TAYLOR, LLC
16 Oakwood Road Huntington, NY 11743 T 631.392.1400 / F 631.392.1399

C.I.T.L. PROJ. # 29402
SUNY PURCHASE COLLEGE
735 ANDERSON HILL ROAD | PURCHASE, NY 10577

DRAWING TITLE:

AUDIOVISUAL
ELECTRICAL CONDUIT RISER DIAGRAMS

Seal:

Drawn: AJC
Checked: BJM
Reviewed: BJM
Date:
Scale: 1/8" = 1'-0"

Project No.: 29402 (SUCF) / 09018.L00 (FXF)
Cad File:
Drawing No.:

TA702.0

© 2009 FXFOWLE ARCHITECTS, LLP | ALL RIGHTS RESERVED

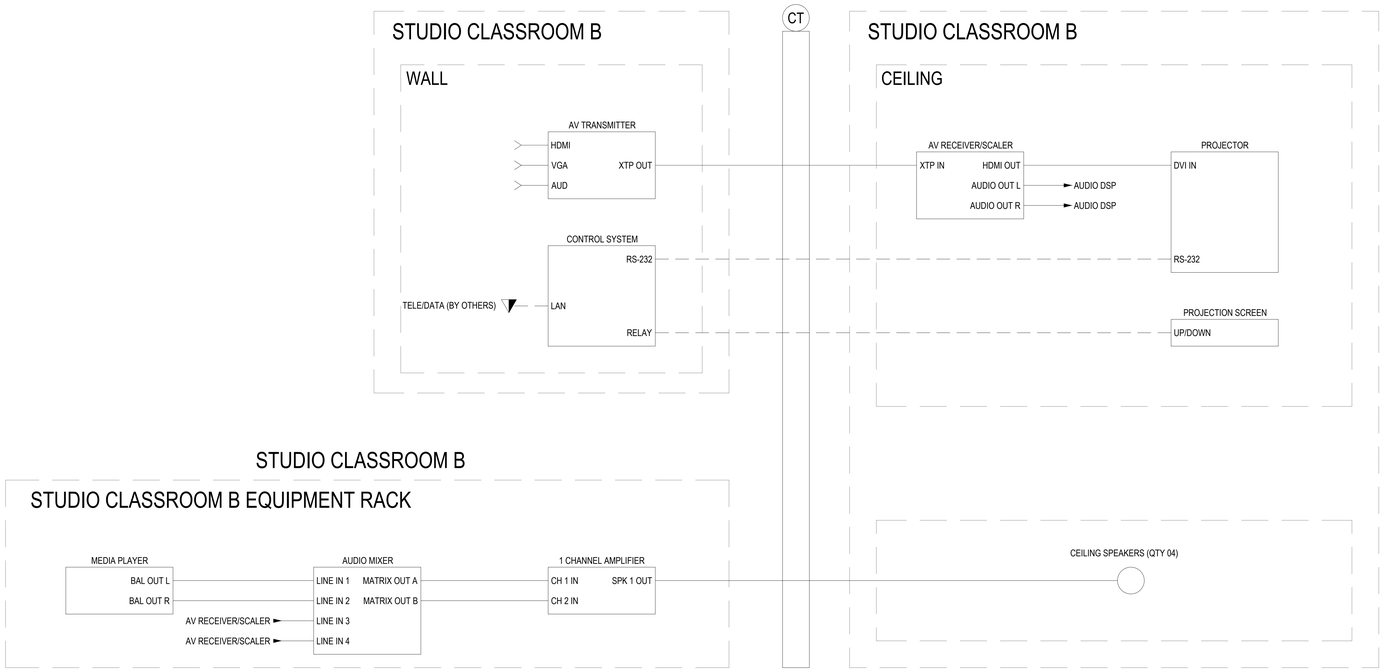

1 AUDIOVISUAL SYSTEM DAIGRAM
STUDIO CLASSROOM B

NO SCALE

MATERIAL KEYING LEGEND:

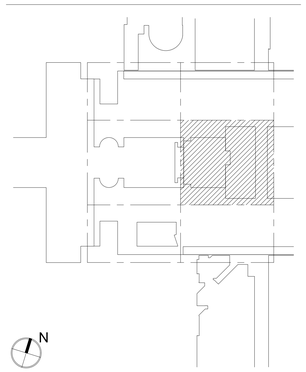

KEY PLAN

5

NO.	REVISIONS | SUBMISSIONS	DATE
1	PRELIMINARY FLOWS	12/02/16

FXFOWLE

FXFOWLE ARCHITECTS, LLP | 22 WEST 19TH STREET | NEW YORK, NY 10011 | T 212.627.1700 | F 212.463.8716 | WWW.FXFOWLE.COM

STRUCTURAL ENGINEER:
DESIMONE CONSULTING ENGINEERS
18 West 18th Street, 10th Floor, New York, New York 10011 212-532-2211

MECHANICAL, ELECTRICAL, PLUMBING, FIRE PROTECTION ENGINEER:
COLLADO ENGINEERING
2 Holland Avenue, White Plains, NY 10603 914-332-7658

THEATER PLANNING CONSULTANT
FISHER DACHS ASSOCIATES
22 West 19th Street, 8th Floor, New York, NY 10011 212-691-3020

ACOUSTICS & AURIO / VISUAL CONSULTANT
CERAMI & ASSOCIATES
404 Fifth Avenue, New York, NY 10016 212-370-1776

LIGHTING CONSULTANT
ILLUMINATION ARTS
650 Bloomfield Avenue, Suite 101, Bloomfield NJ 07003 973-771-1556

LANDSCAPE CONSULTANT
W ARCHITECTURE & LANDSCAPE ARCHITECTURE, LLC
155 Fifth Avenue Third Floor New York, NY 10010 P 212/981-3933 F 212-620-0798

CIVIL ENGINEER & HAZMAT
LANGAN
21 Penn PLaza 360 West 31st Street 8th Floor New York, NY 10001 212.479.5400 212.479.5444 (fax)

ELEVATOR CONSULTANT
VDA (VAN DEUSEN & ASSOCIATES)
Seven Penn Plaza, Suite 404 New York, NY 10001 Phone: 212-868-9090 Fax: 212-868-9099

IT CONSULTANT
GRID ASSOCIATES, LLC
P.O. Box 1785 Hoboken, NJ 07030 T 646.722.6600 / F 646.722.6625

SUSTAINABILITY / LEED
YR&G
161 Bowery - 4th Floor, New York, NY 10002 T 917.677.8023 / F 917.677.8023

COST ESTIMATING CONSULTANT
TOSCANO CLEMENTS TAYLOR, LLC
16 Oakwood Road Huntington, NY 11743 T 631.392.1400 / F 631.392.1399

C.I.T.L. PROJ. # 29402
SUNY PURCHASE COLLEGE
735 ANDERSON HILL ROAD | PURCHASE, NY 10577

DRAWING TITLE:

STUDIO CLASSROOM B AV SYSTEMS BLOCK DIAGRAMS

Seal:

Drawn:

Checked:

Reviewed:

Date:

Scale:
NOT TO SCALE

Project No.:
29402 (SUCF) / 09018.L00 (FXF)

Cad File:

Drawing No.:

TA-08.01

© 2009 FXFOWLE ARCHITECTS, LLP | ALL RIGHTS RESERVED

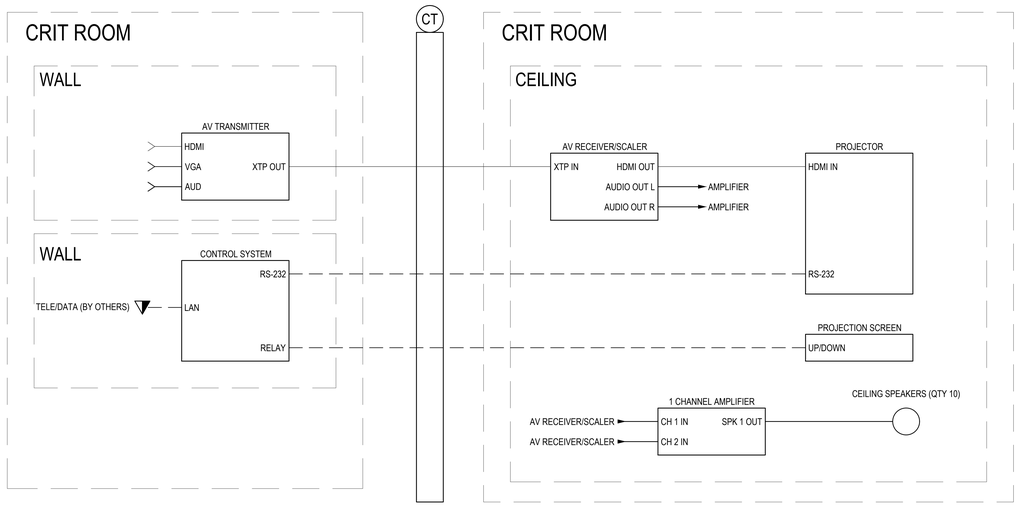

2 AUDIOVISUAL SYSTEM DAIGRAM
CRIT ROOM

NO SCALE

MATERIAL KEYING LEGEND:

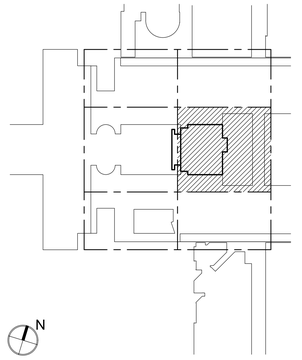

KEY PLAN

5

NO.	REVISIONS | SUBMISSIONS	DATE
5	GROUP III AV BID DOCUMENTS	09/06/17
1	PRELIMINARY FLOWS	12/02/16

FXFOWLE

FXFOWLE ARCHITECTS, LLP | 22 WEST 19TH STREET | NEW YORK, NY 10011 | T 212.627.1700 | F 212.463.8716 | WWW.FXFOWLE.COM

STRUCTURAL ENGINEER:
DESIMONE CONSULTING ENGINEERS
18 West 18th Street, 10th Floor, New York, New York 10011 212-532-2211

MECHANICAL, ELECTRICAL, PLUMBING, FIRE PROTECTION ENGINEER:
COLLADO ENGINEERING
2 Holland Avenue, White Plains, NY 10603 914-332-7658

THEATER PLANNING CONSULTANT
FISHER DACHS ASSOCIATES
22 West 19th Street, 6th Floor, New York, NY 10011 212-691-3020

ACOUSTICS & AUDIO / VISUAL CONSULTANT
CERAMI & ASSOCIATES
404 Fifth Avenue, New York, NY 10018 212-370-1776

LIGHTING CONSULTANT
ILLUMINATION ARTS
650 Bloomfield Avenue, Suite 101, Bloomfield NJ 07003 973-771-1556

LANDSCAPE CONSULTANT
W ARCHITECTURE & LANDSCAPE ARCHITECTURE, LLC
155 Fifth Avenue Third Floor New York, NY 10010 P 212-981-3933 F 212-620-0798

CIVIL ENGINEER & HAZMAT
LANGAN
21 Penn PLaza 360 West 31st Street 8th Floor New York, NY 10001 212.479.5400 212.479.5444 (fax)

ELEVATOR CONSULTANT
VDA (VAN DEUSEN & ASSOCIATES)
Seven Penn Plaza, Suite 404 New York, NY 10001 Phone: 212-868-9090 Fax: 212-868-9099

IT CONSULTANT
GRID ASSOCIATES, LLC
P.O. Box 1785 Hoboken, NJ 07030 T 646.722.6600 / F 646.722.6625

SUSTAINABILITY / LEED
YR&G
161 Bowery - 4th Floor, New York, NY 10002 T 917.677.8023 / F 917.677.8023

COST ESTIMATING CONSULTANT
TOSCANO CLEMENTS TAYLOR, LLC
16 Oakwood Road Huntington, NY 11743 T 631.392.1400 / F 631.392.1399

C.I.T.L. PROJ. # 29402
SUNY PURCHASE COLLEGE
735 ANDERSON HILL ROAD | PURCHASE, NY 10577

DRAWING TITLE:

CRIT ROOM AV SYSTEMS BLOCK DIAGRAMS

Seal:

Drawn:

Checked:

Reviewed:

Date:

Scale:
NOT TO SCALE

Project No.:
29402 (SUCF) / 09018.L00 (FXF)

Cad File:

Drawing No.:

TA-08.02

© 2009 FXFOWLE ARCHITECTS, LLP | ALL RIGHTS RESERVED

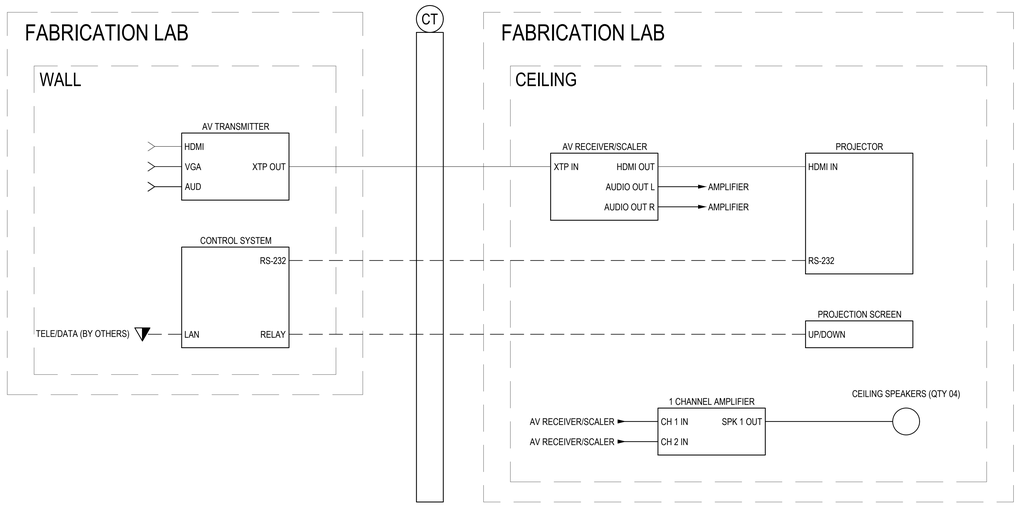

MATERIAL KEYING LEGEND:

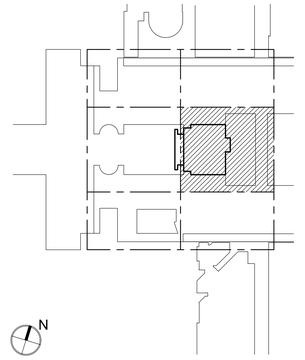

KEY PLAN

5

NO.	REVISIONS | SUBMISSIONS	DATE
5	GROUP III AV BID DOCUMENTS	09/06/17
1	PRELIMINARY FLOWS	12/02/16

FXFOWLE

FXFOWLE ARCHITECTS, LLP | 22 WEST 19TH STREET | NEW YORK, NY 10011 | T 212.627.1700 | F 212.463.8716 | WWW.FXFOWLE.COM

STRUCTURAL ENGINEER:
DESIMONE CONSULTING ENGINEERS
18 West 18th Street, 10th Floor, New York, New York 10011 212-532-2211

MECHANICAL, ELECTRICAL, PLUMBING, FIRE PROTECTION ENGINEER:
COLLADO ENGINEERING
2 Holland Avenue, White Plains, NY 10603 914-332-7658

THEATER PLANNING CONSULTANT
FISHER DACHS ASSOCIATES
22 West 19th Street, 6th Floor, New York, NY 10011 212-691-3020

ACOUSTICS & AUDIO / VISUAL CONSULTANT
CERAMI & ASSOCIATES
404 Fifth Avenue, New York, NY 10018 212-370-1776

LIGHTING CONSULTANT
ILLUMINATION ARTS
650 Bloomfield Avenue, Suite 101, Bloomfield NJ 07003 973-771-1556

LANDSCAPE CONSULTANT
W ARCHITECTURE & LANDSCAPE ARCHITECTURE, LLC
155 Fifth Avenue Third Floor New York, NY 10010 P 212-981-3933 F 212-620-0798

CIVIL ENGINEER & HAZMAT
LANGAN
21 Penn PLaza 360 West 31st Street 8th Floor New York, NY 10001 212.479.5400 212.479.5444 (fax)

ELEVATOR CONSULTANT
VDA (VAN DEUSEN & ASSOCIATES)
Seven Penn Plaza, Suite 404 New York, NY 10001 Phone: 212-868-9090 Fax: 212-868-9099

IT CONSULTANT
GRID ASSOCIATES, LLC
P.O. Box 1785 Hoboken, NJ 07030 T 646.722.6600 / F 646.722.6625

SUSTAINABILITY / LEED
YR&G
161 Bowery - 4th Floor, New York, NY 10002 T 917.677.8023 / F 917.677.8023

COST ESTIMATING CONSULTANT
TOSCANO CLEMENTS TAYLOR, LLC
16 Oakwood Road Huntington, NY 11743 T 631.392.1400 / F 631.392.1399

C.I.T.L. PROJ. # 29402
SUNY PURCHASE COLLEGE
735 ANDERSON HILL ROAD | PURCHASE, NY 10577

DRAWING TITLE:

FABRICATION LAB AV SYSTEMS BLOCK DIAGRAMS

Seal:

Drawn:

Checked:

Reviewed:

Date:

Scale:
NOT TO SCALE

Project No.:
29402 (SUCF) / 09018.L00 (FXF)

Cad File:

Drawing No.:

TA-08.03

3 AUDIOVISUAL SYSTEM DAIGRAM
FABRICATION LAB
NO SCALE

© 2009 FXFOWLE ARCHITECTS, LLP | ALL RIGHTS RESERVED

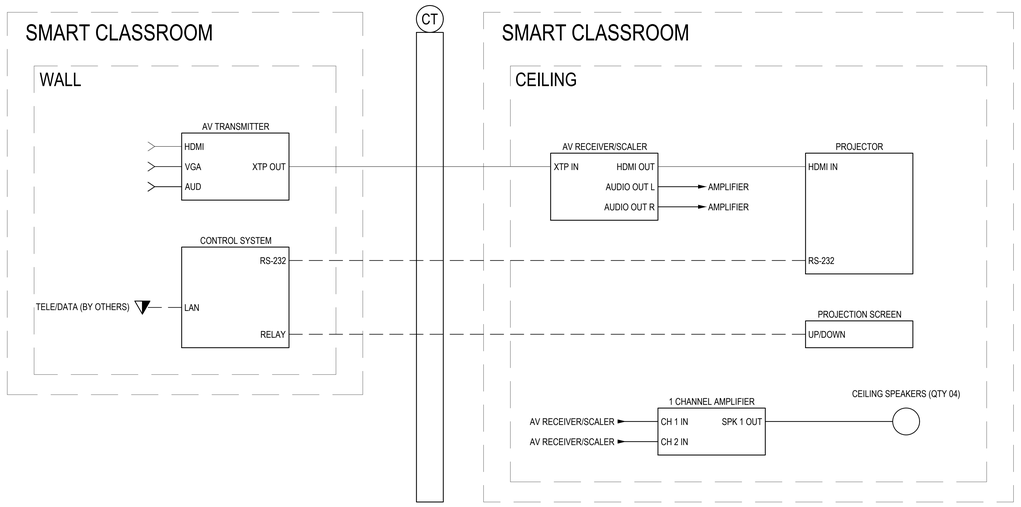

4 AUDIOVISUAL SYSTEM DAIGRAM
SMART CLASSROOM

NO SCALE

MATERIAL KEYING LEGEND:

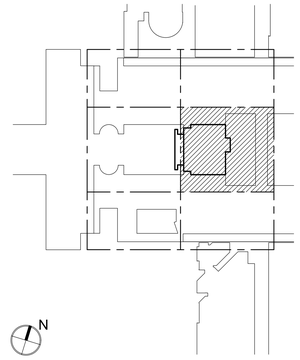

KEY PLAN

5

NO.	REVISIONS | SUBMISSIONS	DATE
5	GROUP III AV BID DOCUMENTS	09/06/17
1	PRELIMINARY FLOWS	12/02/16

FXFOWLE

FXFOWLE ARCHITECTS, LLP | 22 WEST 19TH STREET | NEW YORK, NY 10011 | T 212.627.1700 | F 212.463.8716 | WWW.FXFOWLE.COM

STRUCTURAL ENGINEER:
DESIMONE CONSULTING ENGINEERS
18 West 18th Street, 10th Floor, New York, New York 10011 212-532-2211

MECHANICAL, ELECTRICAL, PLUMBING, FIRE PROTECTION ENGINEER:
COLLADO ENGINEERING
2 Holland Avenue, White Plains, NY 10603 914-332-7658

THEATER PLANNING CONSULTANT
FISHER DACHS ASSOCIATES
22 West 19th Street, 6th Floor, New York, NY 10011 212-691-3020

ACOUSTICS & AUDIO / VISUAL CONSULTANT
CERAMI & ASSOCIATES
404 Fifth Avenue, New York, NY 10018 212-370-1776

LIGHTING CONSULTANT
ILLUMINATION ARTS
650 Bloomfield Avenue, Suite 101, Bloomfield NJ 07003 973-771-1556

LANDSCAPE CONSULTANT
W ARCHITECTURE & LANDSCAPE ARCHITECTURE, LLC
155 Fifth Avenue Third Floor New York, NY 10010 P 212-981-3933 F 212-620-0798

CIVIL ENGINEER & HAZMAT
LANGAN
21 Penn PLaza 360 West 31st Street 8th Floor New York, NY 10001 212.479.5400 212.479.5444 (fax)

ELEVATOR CONSULTANT
VDA (VAN DEUSEN & ASSOCIATES)
Seven Penn Plaza, Suite 404 New York, NY 10001 Phone: 212-868-9090 Fax: 212-868-9099

IT CONSULTANT
GRID ASSOCIATES, LLC
P.O. Box 1785 Hoboken, NJ 07030 T 646.722.6600 / F 646.722.6625

SUSTAINABILITY / LEED
YR&G
161 Bowery - 4th Floor, New York, NY 10002 T 917.677.8023 / F 917.677.8023

COST ESTIMATING CONSULTANT
TOSCANO CLEMENTS TAYLOR, LLC
16 Oakwood Road Huntington, NY 11743 T 631.392.1400 / F 631.392.1399

C.I.T.L. PROJ. # 29402
SUNY PURCHASE COLLEGE
735 ANDERSON HILL ROAD | PURCHASE, NY 10577

DRAWING TITLE:

SMART CLASSROOM AV SYSTEMS BLOCK DIAGRAMS

Seal:

Drawn:

Checked:

Reviewed:

Date:

Scale:
NOT TO SCALE

Project No.:
29402 (SUCF) / 09018.L00 (FXF)

Cad File:

Drawing No.:

TA-08.04

© 2009 FXFOWLE ARCHITECTS, LLP | ALL RIGHTS RESERVED

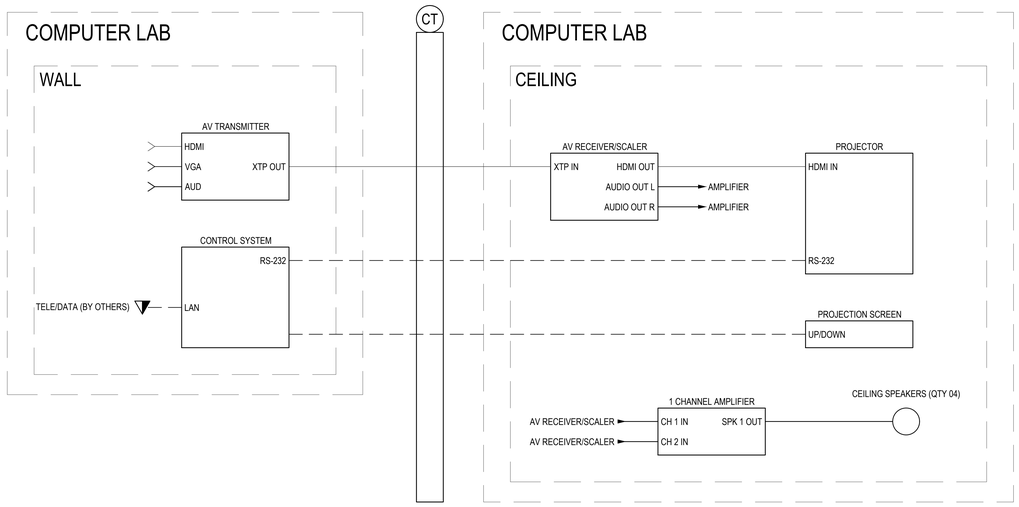

5 AUDIOVISUAL SYSTEM DAIGRAM
COMPUTER LAB

NO SCALE

MATERIAL KEYING LEGEND:

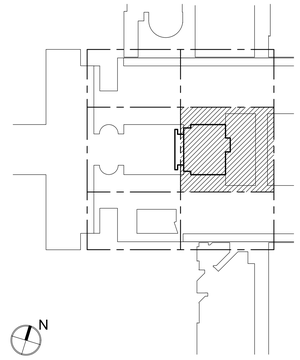

KEY PLAN

5

NO.	REVISIONS | SUBMISSIONS	DATE
5	GROUP III AV BID DOCUMENTS	09/06/17
1	PRELIMINARY FLOWS	12/02/16

FXFOWLE

FXFOWLE ARCHITECTS, LLP | 22 WEST 19TH STREET | NEW YORK, NY 10011 | T 212.627.1700 | F 212.463.8716 | WWW.FXFOWLE.COM

STRUCTURAL ENGINEER:
DESIMONE CONSULTING ENGINEERS
18 West 18th Street, 10th Floor, New York, New York 10011 212-532-2211

MECHANICAL, ELECTRICAL, PLUMBING, FIRE PROTECTION ENGINEER:
COLLADO ENGINEERING
2 Holland Avenue, White Plains, NY 10603 914-332-7658

THEATER PLANNING CONSULTANT
FISHER DACHS ASSOCIATES
22 West 19th Street, 6th Floor, New York, NY 10011 212-691-3020

ACOUSTICS & AUDIO / VISUAL CONSULTANT
CERAMI & ASSOCIATES
404 Fifth Avenue, New York, NY 10018 212-370-1776

LIGHTING CONSULTANT
ILLUMINATION ARTS
650 Bloomfield Avenue, Suite 101, Bloomfield NJ 07003 973-771-1556

LANDSCAPE CONSULTANT
W ARCHITECTURE & LANDSCAPE ARCHITECTURE, LLC
155 Fifth Avenue Third Floor New York, NY 10010 P 212-981-3933 F 212-620-0798

CIVIL ENGINEER & HAZMAT
LANGAN
21 Penn PLaza 360 West 31st Street 8th Floor New York, NY 10001 212.479.5400 212.479.5444 (fax)

ELEVATOR CONSULTANT
VDA (VAN DEUSEN & ASSOCIATES)
Seven Penn Plaza, Suite 404 New York, NY 10001 Phone: 212-868-9090 Fax: 212-868-9099

IT CONSULTANT
GRID ASSOCIATES, LLC
P.O. Box 1785 Hoboken, NJ 07030 T 646.722.6600 / F 646.722.6625

SUSTAINABILITY / LEED
YR&G
161 Bowery - 4th Floor, New York, NY 10002 T 917.677.8023 / F 917.677.8023

COST ESTIMATING CONSULTANT
TOSCANO CLEMENTS TAYLOR, LLC
16 Oakwood Road Huntington, NY 11743 T 631.392.1400 / F 631.392.1399

C.I.T.L. PROJ. # 29402
SUNY PURCHASE COLLEGE
735 ANDERSON HILL ROAD | PURCHASE, NY 10577

DRAWING TITLE:

COMPUTER LAB AV SYSTEMS BLOCK DIAGRAMS

Seal:

Drawn:

Checked:

Reviewed:

Date:

Scale:
NOT TO SCALE

Project No.:
29402 (SUCF) / 09018.L00 (FXF)

Cad File:

Drawing No.:

TA-08.05

© 2009 FXFOWLE ARCHITECTS, LLP | ALL RIGHTS RESERVED

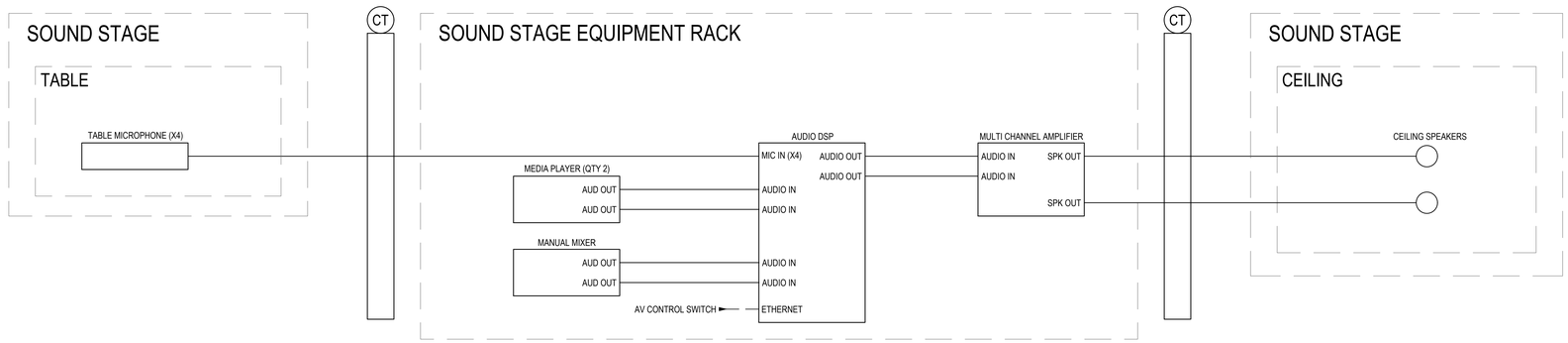

N

6 | AUDIOVISUAL SYSTEM DAIGRAM
SOUND STAGE

NO SCALE

MATERIAL KEYING LEGEND:

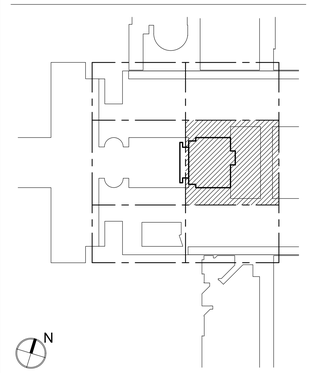

KEY PLAN

5

NO.	REVISIONS | SUBMISSIONS	DATE
5	GROUP III AV BID DOCUMENTS	09/06/17
1	PRELIMINARY FLOWS	12/02/16

FXFOWLE

FXFOWLE ARCHITECTS, LLP | 22 WEST 19TH STREET | NEW YORK, NY 10011 | T 212.627.1700 | F 212.463.8716 | WWW.FXFOWLE.COM

STRUCTURAL ENGINEER:
DESIMONE CONSULTING ENGINEERS
18 West 18th Street, 10th Floor, New York, New York 10011 212-532-2211

MECHANICAL, ELECTRICAL, PLUMBING, FIRE PROTECTION ENGINEER:
COLLADO ENGINEERING
2 Holland Avenue, White Plains, NY 10603 914-332-7658

THEATER PLANNING CONSULTANT
FISHER DACHS ASSOCIATES
22 West 19th Street, 6th Floor, New York, NY 10011 212-691-3020

ACOUSTICS & AUDIO / VISUAL CONSULTANT
CERAMI & ASSOCIATES
404 Fifth Avenue, New York, NY 10018 212-370-1776

LIGHTING CONSULTANT
ILLUMINATION ARTS
650 Bloomfield Avenue, Suite 101, Bloomfield NJ 07003 973-771-1556

LANDSCAPE CONSULTANT
W ARCHITECTURE & LANDSCAPE ARCHITECTURE, LLC
155 Fifth Avenue Third Floor New York, NY 10010 P 212-981-3933 F 212-620-0798

CIVIL ENGINEER & HAZMAT
LANGAN
21 Penn PLaza 360 West 31st Street 8th Floor New York, NY 10001 212.479.5400 212.479.5444 (fax)

ELEVATOR CONSULTANT
VDA (VAN DEUSEN & ASSOCIATES)
Seven Penn Plaza, Suite 404 New York, NY 10001 Phone: 212-868-9090 Fax: 212-868-9099

IT CONSULTANT
GRID ASSOCIATES, LLC
P.O. Box 1785 Hoboken, NJ 07030 T 646.722.6600 / F 646.722.6625

SUSTAINABILITY / LEED
YR&G
161 Bowery - 4th Floor, New York, NY 10002 T 917.677.8023 / F 917.677.8023

COST ESTIMATING CONSULTANT
TOSCANO CLEMENTS TAYLOR, LLC
16 Oakwood Road Huntington, NY 11743 T 631.392.1400 / F 631.392.1399

C.I.T.L. PROJ. # 29402
SUNY PURCHASE COLLEGE
735 ANDERSON HILL ROAD | PURCHASE, NY 10577

DRAWING TITLE:

SOUND STAGE AV SYSTEMS BLOCK DIAGRAMS

Seal:

Drawn:

Checked:

Reviewed:

Date:

Scale:
NOT TO SCALE

Project No.:
29402 (SUCF) / 09018.L00 (FXF)

Cad File:

Drawing No.:

TA-08.06

© 2009 FXFOWLE ARCHITECTS, LLP | ALL RIGHTS RESERVED

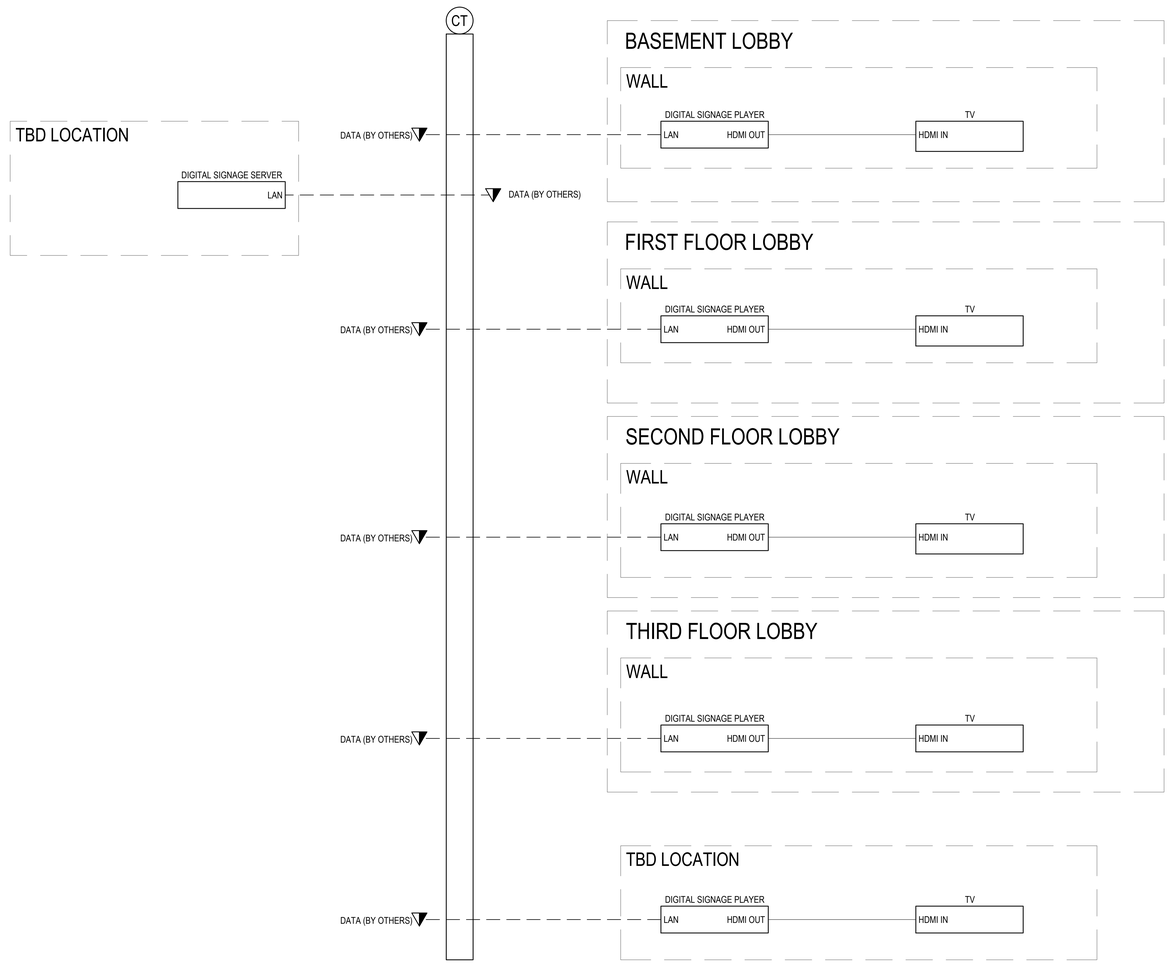

MATERIAL KEYING LEGEND:

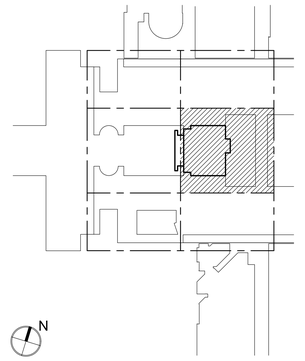

KEY PLAN

5

NO.	REVISIONS | SUBMISSIONS	DATE
5	GROUP III AV BID DOCUMENTS	09/06/17
1	PRELIMINARY FLOWS	12/02/16

FXFOWLE

FXFOWLE ARCHITECTS, LLP | 22 WEST 19TH STREET | NEW YORK, NY 10011 | T 212.627.1700 | F 212.463.8716 | WWW.FXFOWLE.COM

STRUCTURAL ENGINEER:
DESIMONE CONSULTING ENGINEERS
18 West 18th Street, 10th Floor, New York, New York 10011 212-532-2211

MECHANICAL, ELECTRICAL, PLUMBING, FIRE PROTECTION ENGINEER:
COLLADO ENGINEERING
2 Holland Avenue, White Plains, NY 10603 914-332-7658

THEATER PLANNING CONSULTANT
FISHER DACHS ASSOCIATES
22 West 19th Street, 6th Floor, New York, NY 10011 212-691-3020

ACOUSTICS & AUDIO / VISUAL CONSULTANT
CERAMI & ASSOCIATES
404 Fifth Avenue, New York, NY 10018 212-370-1776

LIGHTING CONSULTANT
ILLUMINATION ARTS
650 Bloomfield Avenue, Suite 101, Bloomfield NJ 07003 973-771-1556

LANDSCAPE CONSULTANT
W ARCHITECTURE & LANDSCAPE ARCHITECTURE, LLC
155 Fifth Avenue Third Floor New York, NY 10010 P 212-981-3933 F 212-620-0798

CIVIL ENGINEER & HAZMAT
LANGAN
21 Penn PLaza 360 West 31st Street 8th Floor New York, NY 10001 212.479.5400 212.479.5444 (fax)

ELEVATOR CONSULTANT
VDA (VAN DEUSEN & ASSOCIATES)
Seven Penn Plaza, Suite 404 New York, NY 10001 Phone: 212-868-9090 Fax: 212-868-9099

IT CONSULTANT
GRID ASSOCIATES, LLC
P.O. Box 1785 Hoboken, NJ 07030 T 646.722.6600 / F 646.722.6625

SUSTAINABILITY / LEED
YR&G
161 Bowery - 4th Floor, New York, NY 10002 T 917.677.8023 / F 917.677.8023

COST ESTIMATING CONSULTANT
TOSCANO CLEMENTS TAYLOR, LLC
16 Oakwood Road Huntington, NY 11743 T 631.392.1400 / F 631.392.1399

C.I.T.L. PROJ. # 29402
SUNY PURCHASE COLLEGE
735 ANDERSON HILL ROAD | PURCHASE, NY 10577

DRAWING TITLE:

DIGITAL SIGNAGE AV SYSTEMS BLOCK DIAGRAMS

Seal:

Drawn:

Checked:

Reviewed:

Date:

Scale:
NOT TO SCALE

Project No.:
29402 (SUCF) / 09018.L00 (FXF)

Cad File:

Drawing No.:

TA-08.07

7 AUDIOVISUAL SYSTEM DAIGRAM
NO SCALE DIGITAL SIGNAGE

© 2009 FXFOWLE ARCHITECTS, LLP | ALL RIGHTS RESERVED

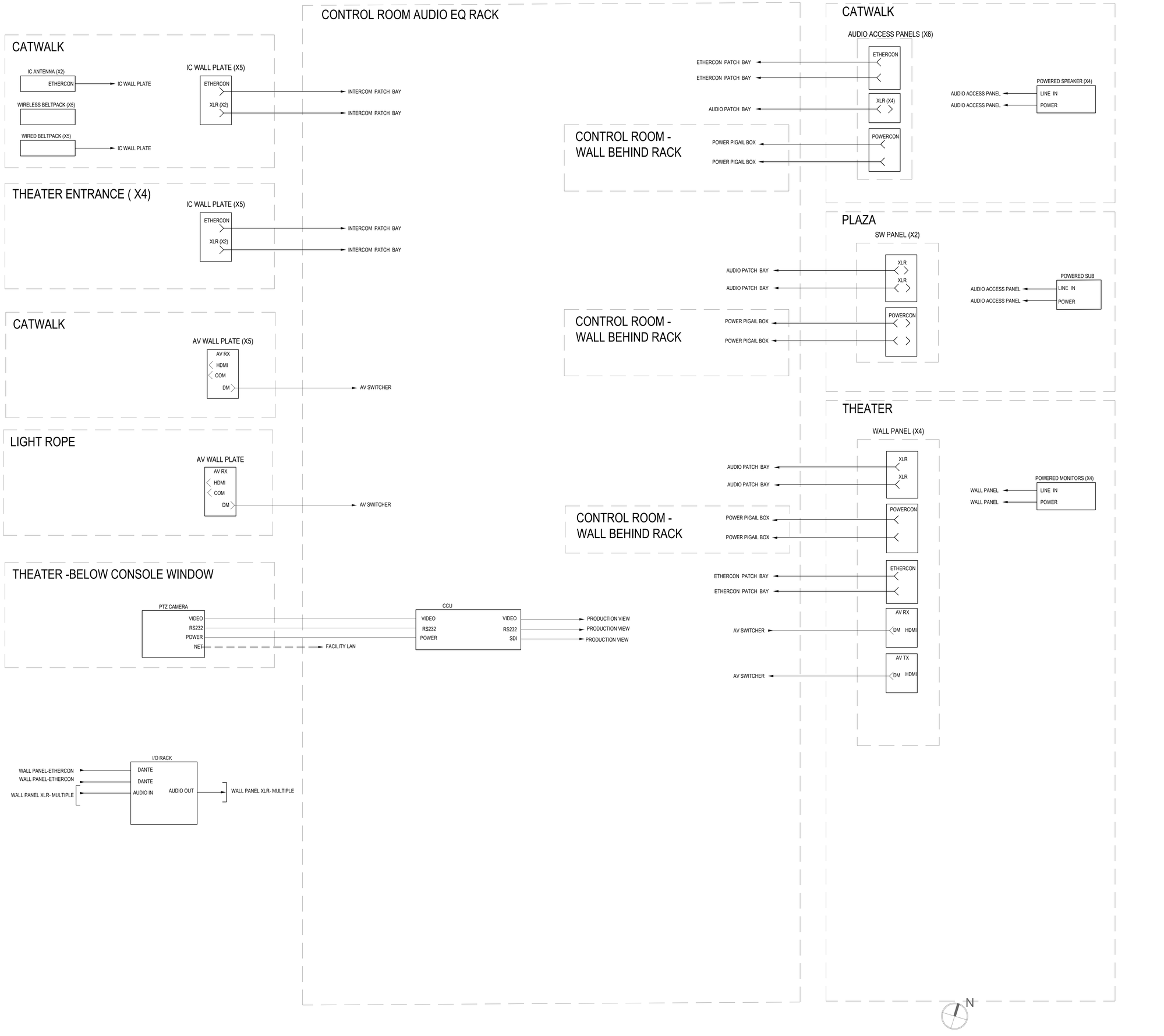

MATERIAL KEYING LEGEND:

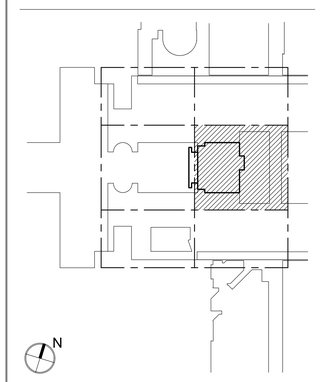

KEY PLAN

5

NO.	REVISIONS | SUBMISSIONS	DATE
5	GROUP III AV BID DOCUMENTS	09/06/17
1	PRELIMINARY FLOWS	12/02/16

FXFOWLE

FXFOWLE ARCHITECTS, LLP | 22 WEST 19TH STREET | NEW YORK, NY 10011 | T 212.627.1700 | F 212.463.8716 | WWW.FXFOWLE.COM

STRUCTURAL ENGINEER:
DESIMONE CONSULTING ENGINEERS
18 West 18th Street, 10th Floor, New York, New York 10011 212-532-2211

MECHANICAL, ELECTRICAL, PLUMBING, FIRE PROTECTION ENGINEER:
COLLADO ENGINEERING
2 Holland Avenue, White Plains, NY 10603 914-332-7658

THEATER PLANNING CONSULTANT
FISHER DACHS ASSOCIATES
22 West 19th Street, 6th Floor, New York, NY 10011 212-691-3020

ACOUSTICS & AUDIO / VISUAL CONSULTANT
CERAMI & ASSOCIATES
404 Fifth Avenue, New York, NY 10018 212-370-1776

LIGHTING CONSULTANT
ILLUMINATION ARTS
650 Bloomfield Avenue, Suite 101, Bloomfield NJ 07003 973-771-1556

LANDSCAPE CONSULTANT
W ARCHITECTURE & LANDSCAPE ARCHITECTURE, LLC
155 Fifth Avenue Third Floor New York, NY 10010 P 212-981-3933 F 212-620-0798

CIVIL ENGINEER & HAZMAT
LANGAN
21 Penn PLaza 360 West 31st Street 8th Floor New York, NY 10001 212.479.5400 212.479.5444 (fax)

ELEVATOR CONSULTANT
VDA (VAN DEUSEN & ASSOCIATES)
Seven Penn Plaza, Suite 404 New York, NY 10001 Phone: 212-868-9090 Fax: 212-868-9099

IT CONSULTANT
GRID ASSOCIATES, LLC
P.O. Box 1785 Hoboken, NJ 07030 T 646.722.6600 / F 646.722.6625

SUSTAINABILITY / LEED
YR&G
161 Bowery - 4th Floor, New York, NY 10002 T 917.677.8023 / F 917.677.8023

COST ESTIMATING CONSULTANT
TOSCANO CLEMENTS TAYLOR, LLC
16 Oakwood Road Huntington, NY 11743 T 631.392.1400 / F 631.392.1399

C.I.T.L. PROJ. # 29402
SUNY PURCHASE COLLEGE
735 ANDERSON HILL ROAD | PURCHASE, NY 10577

DRAWING TITLE:

PERFORMANCE THEATER AV SYSTEMS BLOCK DIAGRAMS

Seal:

Drawn:

Project No.: 29402 (SUCF) / 090118.L00 (FXF)

Checked:

Cad File:

Reviewed:

Drawing No.:

Date:

Scale: NOT TO SCALE

TA-08.08

8 | NO SCALE

AUDIOVISUAL SYSTEM DAIGRAM
PERFORMANCE THEATER

© 2009 FXFOWLE ARCHITECTS, LLP | ALL RIGHTS RESERVED

THEATER

CEILING ANTENNA
OVER STAGE

WIRELESS ANTENNA
ANT OUT

WIRELESS ANTENNA
ANT OUT

WIRELESS HAND HELD MIC (X4)

WIRELESS MIC BODYPACK (X4)

AV EQUIPMENT RACK (CONTROL ROOM)

ANTENNA DISTRIBUTION
ANT A — ANT OUT A/B
ANT B — ANT OUT A/B

QUAD WIRELESS MIC RX
ANT A/B — DANTE MIC (X4) → DANTE SWITCH, MIXER CONSOLE

QUAD WIRELESS MIC RX
ANT A/B — DANTE MIC (X4) → DANTE SWITCH, MIXER CONSOLE

IC WIRELESS BASESTATION
ETHERCON PATCH → ANT
ETHERCON PATCH → ANT
MIXER CONSOLE → PROGRAM IN
HEADSET → HEADSET
THEATER LAN SWITCH → LAN
SA → AUDIO PATCH

CONTROL SYSTEM
RS-232 →
RELAY) → PROJECTION SCREEN
ETHERNET → AV CONTROL SWITCH

WIRED BASESTATION
MIXER CONSOLE → PROGRAM IN
HEADSET → HEADSET
THEATER LAN SWITCH → LAN
CHAN A (X2) → INTERCOM PATCH BAY
CHAN B (X2) → INTERCOM PATCH BAY
CHAN C (X2) → INTERCOM PATCH BAY
CHAN D (X2) → INTERCOM PATCH BAY
SA → INTERCOM PATCH BAY

I/O RACK
DANTE
DANTE
AUDIO PATCH (MULTIPLE) → AUDIO IN
AUDIO OUT → AUDIO PATCH(MULTIPLE)

AV SWITCHER
AV WALL PLATE (X4) → DM IN
DM OUT → AV WALL PLATES (X6)
DM OUT → PROJECTOR
CONTROL SYSTEM → DVD RECORDER RS-232C
DVD RECORDER HDMI OUT → HDMI IN
PRODUCTION VIEW → HDMI IN

DANTE SWITCH
ETHERNET (PoE)
ETHERNET (PoE)
→ ALL DANTE PORTS

AV SWITCH (PoE)
ETHERNET (PoE)
ETHERNET (PoE)
→ ALL AV VLAN PORTS

CONTROL ROOM CONSOLE

CAMERA PRODUCTION VIEW
FROM CCU → RS232
FROM CCU → SDI
HDMI → AV SWITCHER
RS232 → MONITOR
HDMI

DIGITAL AUDIO CONSOLE
AUDIO PATCH (MULTIPLE) → AUDIO IN
AUDIO OUT (xxx) → AUDIO PATCH (MULTIPLE)
DANTE SWITCH → DANTE
DANTE SWITCH → DANTE
AUDIO OUT → SPEAKERS (AUDIO IN, POWER)
AUDIO OUT → SPEAKERS (AUDIO IN, POWER)
ETHERNET → WIFI ACCESS POINT NET

iMAC-CD/MEDIA PLAYBACK
FACILITY LAN → ETHERNET
DP
AUDIO → DIGITAL AUDIO CONSOLE
USB → USB AUDIO CONVETER USB → AUDIO OUT (X4) → DIGITAL AUDIO CONSOLE

iMAC-AUDIO RECORDER
FACILITY LAN → ETHERNET
DP
AUDIO → DIGITAL AUDIO CONSOLE
USB → USB AUDIO CONVETER USB → AUDIO OUT (X4) → DIGITAL AUDIO CONSOLE
AUDIO IN (X4) ← DIGITAL AUDIO CONSOLE

DM RX SCALER
AV SWITCHER → DM
HDMI OUT → HDMI IN
RS-232 → RS-232
PROJECTOR
ETHERNET
AV CONTROL SWITCH

INTERCOM USER STATION
INTERCOM PATCH → XLR
HEADSET

TOUCH PANEL CONTROL
PoE → CONTROL SUBNET SWITCH

8-CHANNEL AMPLIFIER
AUDIO PATCH → LINE IN
AUDIO PATCH → LINE IN
AUDIO PATCH → LINE IN
SPK OUT
SPK OUT
SPK OUT

GREEN ROOM
CEILING SPEAKERS (x2)
(70v - TAP AT 8W EACH)
VC

HIS DRESSING RM
CEILING SPEAKERS (x3)
(70v - TAP AT 8W EACH)
VC

HIS DRESSING RM
CEILING SPEAKERS (x3)
(70v - TAP AT 8W EACH)
VC

GREEN ROOM MONITOR
MATRIX SWITCH → DM RX SCALER DM IN
HDMI OUT → VIDEO MONITOR HDMI IN
RS-232 → RS-232

HIS DRESSING RM MONITOR
MATRIX SWITCH → DM RX SCALER DM IN
HDMI OUT → VIDEO MONITOR HDMI IN
RS-232 → RS-232

HER DRESSING RM MONITOR
MATRIX SWITCH → DM RX SCALER DM IN
HDMI OUT → VIDEO MONITOR HDMI IN
RS-232 → RS-232

GREEN ROOM
IC WALL STATION
INTERCOM PATCH → XLR

HIS DRESSING ROOM
IC WALL STATION
INTERCOM PATCH → XLR

HER DRESSING ROOM
IC WALL STATION
INTERCOM PATCH → XLR

CONTROL ROOM
IC WALL STATION
INTERCOM PATCH → XLR

N

MATERIAL KEYING LEGEND:

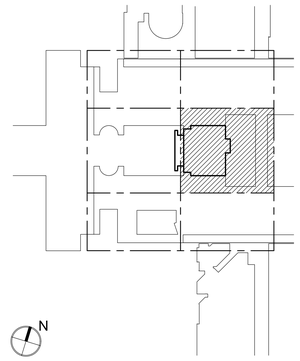

KEY PLAN

5

NO.	REVISIONS | SUBMISSIONS	DATE
5	GROUP III AV BID DOCUMENTS	09/06/17
1	PRELIMINARY FLOWS	12/02/16

FXFOWLE

FXFOWLE ARCHITECTS, LLP | 22 WEST 19TH STREET | NEW YORK, NY 10011 | T 212.627.1700 | F 212.463.8716 | WWW.FXFOWLE.COM

STRUCTURAL ENGINEER:
DESIMONE CONSULTING ENGINEERS
18 West 18th Street, 10th Floor, New York, New York 10011 212-532-2211

MECHANICAL, ELECTRICAL, PLUMBING, FIRE PROTECTION ENGINEER:
COLLADO ENGINEERING
2 Holland Avenue, White Plains, NY 10603 914-332-7658

THEATER PLANNING CONSULTANT
FISHER DACHS ASSOCIATES
22 West 19th Street, 6th Floor, New York, NY 10011 212-691-3020

ACOUSTICS & AUDIO / VISUAL CONSULTANT
CERAMI & ASSOCIATES
404 Fifth Avenue, New York, NY 10018 212-370-1776

LIGHTING CONSULTANT
ILLUMINATION ARTS
650 Bloomfield Avenue, Suite 101, Bloomfield NJ 07003 973-771-1556

LANDSCAPE CONSULTANT
W ARCHITECTURE & LANDSCAPE ARCHITECTURE, LLC
155 Fifth Avenue Third Floor New York, NY 10010 P 212-981-3933 F 212-620-0798

CIVIL ENGINEER & HAZMAT
LANGAN
21 Penn PLaza 360 West 31st Street 8th Floor New York, NY 10001 212.479.5400 212.479.5444 (fax)

ELEVATOR CONSULTANT
VDA (VAN DEUSEN & ASSOCIATES)
Seven Penn Plaza, Suite 404 New York, NY 10001 Phone: 212-868-9090 Fax: 212-868-9099

IT CONSULTANT
GRID ASSOCIATES, LLC
P.O. Box 1785 Hoboken, NJ 07030 T 646.722.6600 / F 646.722.6625

SUSTAINABILITY / LEED
YR&G
161 Bowery - 4th Floor, New York, NY 10002 T 917.677.8023 / F 917.677.8023

COST ESTIMATING CONSULTANT
TOSCANO CLEMENTS TAYLOR, LLC
16 Oakwood Road Huntington, NY 11743 T 631.392.1400 / F 631.392.1399

C.I.T.L. PROJ. # 29402
SUNY PURCHASE COLLEGE
735 ANDERSON HILL ROAD | PURCHASE, NY 10577

DRAWING TITLE:

PERFORMANCE THEATER AV SYSTEMS BLOCK DIAGRAMS

Seal:

Drawn:
Checked:
Reviewed:
Date:
Scale: NOT TO SCALE

Project No.: 29402 (SUCF) / 09018.L00 (FXF)
Cad File:
Drawing No.:

TA-08.09

© 2009 FXFOWLE ARCHITECTS, LLP | ALL RIGHTS RESERVED

9 | NO SCALE
AUDIOVISUAL SYSTEM DAIGRAM
PERFORMANCE THEATER

PERFORMANCE STUDIO

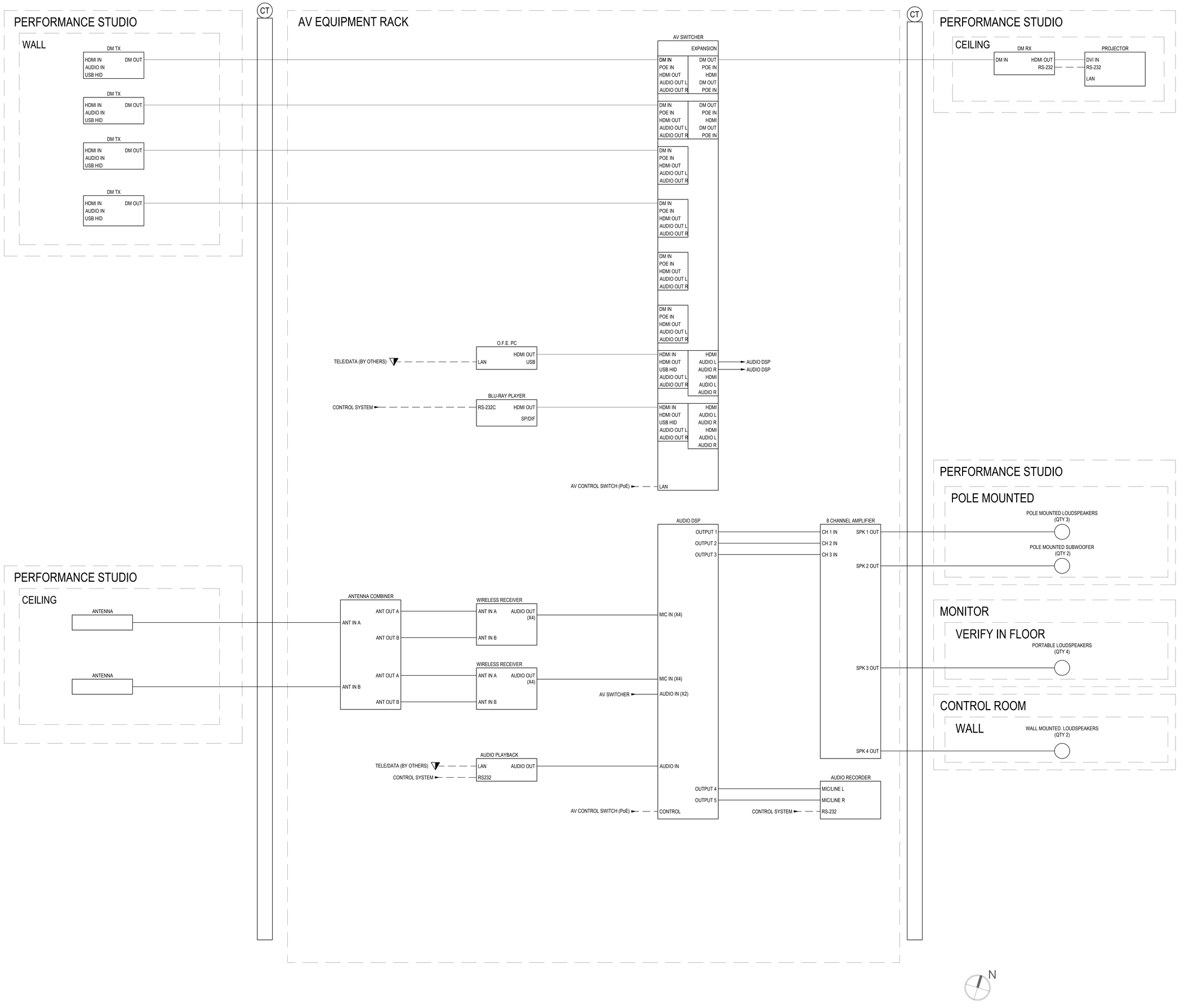

MATERIAL KEYING LEGEND:

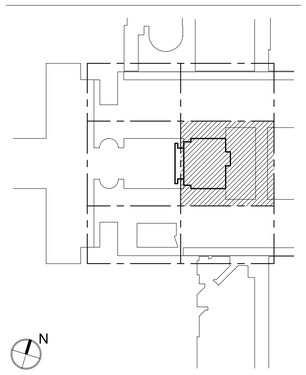

KEY PLAN

5

NO.	REVISIONS | SUBMISSIONS	DATE
5	GROUP III AV BID DOCUMENTS	09/06/17
1	PRELIMINARY FLOWS	12/02/16

FXFOWLE

FXFOWLE ARCHITECTS, LLP | 22 WEST 19TH STREET | NEW YORK, NY 10011 | T 212.627.1700 | F 212.463.8716 | WWW.FXFOWLE.COM

STRUCTURAL ENGINEER:
DESIMONE CONSULTING ENGINEERS
18 West 18th Street, 10th Floor, New York, New York 10011 212-533-2211

MECHANICAL, ELECTRICAL, PLUMBING, FIRE PROTECTION ENGINEER:
COLLADO ENGINEERING
2 Holland Avenue, White Plains, NY 10603 914-332-7658

THEATER PLANNING CONSULTANT
FISHER DACHS ASSOCIATES
22 West 19th Street, 8th Floor, New York, NY 10011 212-691-3020

ACOUSTICS & AUDIO / VISUAL CONSULTANT
CERAMI & ASSOCIATES
404 Fifth Avenue, New York, NY 10018 212-370-1776

LIGHTING CONSULTANT
ILLUMINATION ARTS
650 Bloomfield Avenue, Suite 101, Bloomfield NJ 07003 973-771-1556

LANDSCAPE CONSULTANT
W ARCHITECTURE & LANDSCAPE ARCHITECTURE, LLC
155 Fifth Avenue Third Floor New York, NY 10010 P 212-981-3933 F 212-620-0798

CIVIL ENGINEER & HAZMAT
LANGAN
21 Penn PLaza 360 West 31st Street 8th Floor New York, NY 10001 212.479.5400 212.479.5444 (fax)

ELEVATOR CONSULTANT
VDA (VAN DEUSEN & ASSOCIATES)
Seven Penn Plaza, Suite 404 New York, NY 10001 Phone: 212-868-9090 Fax: 212-868-9099

IT CONSULTANT
GRID ASSOCIATES, LLC
P.O. Box 1785 Hoboken, NJ 07030 T 646.722.6600 / F 646.722.6625

SUSTAINABILITY / LEED
YR&G
161 Bowery - 4th Floor, New York, NY 10002 T 917.677.8023 / F 917.677.8023

COST ESTIMATING CONSULTANT
TOSCANO CLEMENTS TAYLOR, LLC
16 Oakwood Road Huntington, NY 11743 T 631.392.1400 / F 631.392.1399

C.I.T.L. PROJ. # 29402
SUNY PURCHASE COLLEGE
735 ANDERSON HILL ROAD | PURCHASE, NY 10577

DRAWING TITLE:

PERFORMANCE STUDIO AV SYSTEMS BLOCK DIAGRAMS

Seal:

Drawn:

Checked:

Reviewed:

Date:

Scale:
NOT TO SCALE

Project No.:
29402 (SUCF) / 09018.L00 (FXF)

Cad File:

Drawing No.:

TA-08.10

10 | AUDIOVISUAL SYSTEM DAIGRAM
NO SCALE | PERFORMANCE STUDIO

© 2009 FXFOWLE ARCHITECTS, LLP | ALL RIGHTS RESERVED

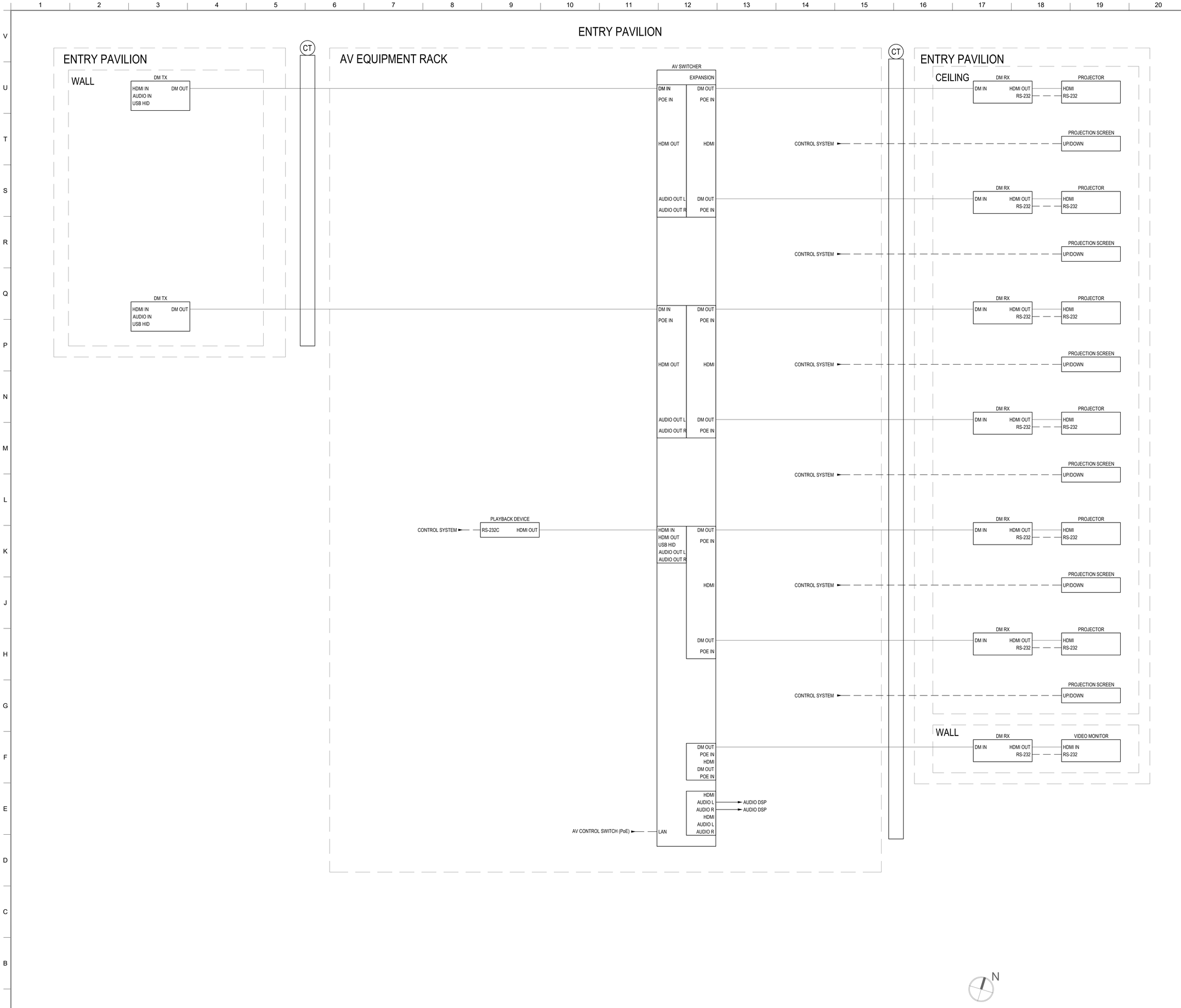

MATERIAL KEYING LEGEND:

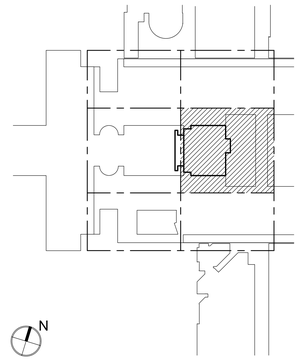

KEY PLAN

5

NO:	REVISIONS | SUBMISSIONS	DATE
5	GROUP III AV BID DOCUMENTS	09/06/17
1	PRELIMINARY FLOWS	12/02/16

FXFOWLE

FXFOWLE ARCHITECTS, LLP | 22 WEST 19TH STREET | NEW YORK, NY 10011 | T 212.627.1700 | F 212.463.8716 | WWW.FXFOWLE.COM

STRUCTURAL ENGINEER:
DESIMONE CONSULTING ENGINEERS
18 West 18th Street, 10th Floor, New York, New York 10011 212-532-2211

MECHANICAL, ELECTRICAL, PLUMBING, FIRE PROTECTION ENGINEER:
COLLADO ENGINEERING
2 Holland Avenue, White Plains, NY 10603 914-332-7658

THEATER PLANNING CONSULTANT
FISHER DACHS ASSOCIATES
22 West 19th Street, 6th Floor, New York, NY 10011 212-691-3020

ACOUSTICS & AUDIO / VISUAL CONSULTANT
CERAMI & ASSOCIATES
404 Fifth Avenue, New York, NY 10016 212-370-1776

LIGHTING CONSULTANT
ILLUMINATION ARTS
650 Bloomfield Avenue, Suite 101, Bloomfield NJ 07003 973-771-1556

LANDSCAPE CONSULTANT
W ARCHITECTURE & LANDSCAPE ARCHITECTURE, LLC
155 Fifth Avenue Third Floor New York, NY 10010 P 212-981-3933 F 212-620-0798

CIVIL ENGINEER & HAZMAT
LANGAN
21 Penn PLaza 360 West 31st Street 8th Floor New York, NY 10001 212.479.5400 212.479.5444 (fax)

ELEVATOR CONSULTANT
VDA (VAN DEUSEN & ASSOCIATES)
Seven Penn Plaza, Suite 404 New York, NY 10001 Phone: 212-868-9090 Fax: 212-868-9099

IT CONSULTANT
GRID ASSOCIATES, LLC
P.O. Box 1785 Hoboken, NJ 07030 T 646.722.6600 / F 646.722.6625

SUSTAINABILITY / LEED
YR&G
161 Bowery - 4th Floor, New York, NY 10002 T 917.677.8023 / F 917.677.8023

COST ESTIMATING CONSULTANT
TOSCANO CLEMENTS TAYLOR, LLC
16 Oakwood Road Huntington, NY 11743 T 631.392.1400 / F 631.392.1399

C.I.T.L. PROJ. # 29402
SUNY PURCHASE COLLEGE
735 ANDERSON HILL ROAD | PURCHASE, NY 10577

DRAWING TITLE:

ENTRY PAVILION AV SYSTEMS BLOCK DIAGRAMS

Seal:

Drawn:

Checked:

Reviewed:

Date:

Scale:
NOT TO SCALE

Project No.:
29402 (SUCF) / 09018.L00 (FXF)

Cad File:

Drawing No.:

TA-08.12

12 | AUDIOVISUAL SYSTEM DAIGRAM
NO SCALE | ENTRY PAVILION

© 2009 FXFOWLE ARCHITECTS, LLP | ALL RIGHTS RESERVED

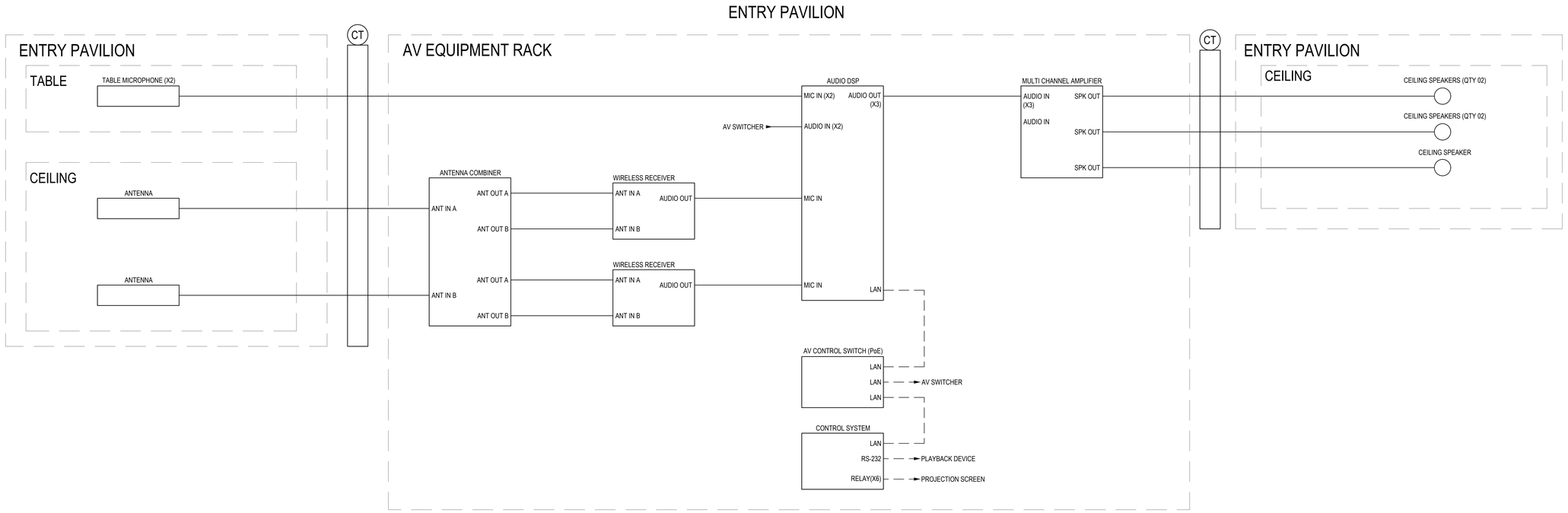

13 | AUDIOVISUAL SYSTEM DAIGRAM
ENTRY PAVILION

NO SCALE

MATERIAL KEYING LEGEND:

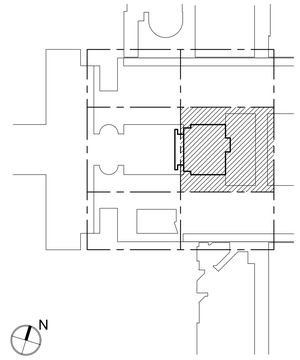

KEY PLAN

5

NO.	REVISIONS | SUBMISSIONS	DATE
5	GROUP III AV BID DOCUMENTS	09/06/17
1	PRELIMINARY FLOWS	12/02/16

FXFOWLE

FXFOWLE ARCHITECTS, LLP | 22 WEST 19TH STREET | NEW YORK, NY 10011 | T 212.627.1700 | F 212.463.8716 | WWW.FXFOWLE.COM

STRUCTURAL ENGINEER:
DESIMONE CONSULTING ENGINEERS
18 West 18th Street, 10th Floor, New York, New York 10011 212-532-2211

MECHANICAL, ELECTRICAL, PLUMBING, FIRE PROTECTION ENGINEER:
COLLADO ENGINEERING
2 Holland Avenue, White Plains, NY 10603 914-332-7658

THEATER PLANNING CONSULTANT
FISHER DACHS ASSOCIATES
22 West 19th Street, 6th Floor, New York, NY 10011 212-691-3020

ACOUSTICS & AUDIO / VISUAL CONSULTANT
CERAMI & ASSOCIATES
404 Fifth Avenue, New York, NY 10018 212-370-1776

LIGHTING CONSULTANT
ILLUMINATION ARTS
650 Bloomfield Avenue, Suite 101, Bloomfield NJ 07003 973-771-1556

LANDSCAPE CONSULTANT
W ARCHITECTURE & LANDSCAPE ARCHITECTURE, LLC
155 Fifth Avenue Third Floor New York, NY 10010 P 212-981-3933 F 212-620-0798

CIVIL ENGINEER & HAZMAT
LANGAN
21 Penn PLaza 360 West 31st Street 8th Floor New York, NY 10001 212.479.5400 212.479.5444 (fax)

ELEVATOR CONSULTANT
VDA (VAN DEUSEN & ASSOCIATES)
Seven Penn Plaza, Suite 404 New York, NY 10001 Phone: 212-868-9090 Fax: 212-868-9099

IT CONSULTANT
GRID ASSOCIATES, LLC
P.O. Box 1785 Hoboken, NJ 07030 T 646.722.6600 / F 646.722.6625

SUSTAINABILITY / LEED
YR&G
161 Bowery - 4th Floor, New York, NY 10002 T 917.677.8023 / F 917.677.8023

COST ESTIMATING CONSULTANT
TOSCANO CLEMENTS TAYLOR, LLC
16 Oakwood Road Huntington, NY 11743 T 631.392.1400 / F 631.392.1399

C.I.T.L. PROJ. # 29402
SUNY PURCHASE COLLEGE
735 ANDERSON HILL ROAD | PURCHASE, NY 10577

DRAWING TITLE:

ENTRY PAVILION AV SYSTEMS BLOCK DIAGRAMS

Seal:

Drawn:

Checked:

Reviewed:

Date:

Scale:
NOT TO SCALE

Project No.:
29402 (SUCF) / 09018.L00 (FXF)

Cad File:

Drawing No.:

TA-08.13

© 2009 FXFOWLE ARCHITECTS, LLP | ALL RIGHTS RESERVED