



Purchase College

STATE UNIVERSITY OF NEW YORK

**Summer Program
Handbook**

**MAP
Pre-Freshman
Summer Program**

Dates: July 18th – 21st, 2019

Pre-Freshman Student Handbook

Welcome

Congratulations on your admission to the Merit Access Program at Purchase College! We are looking forward to working with you.

The MAP Summer Program is on Thursday, July 18th, through Sunday, July 21st and is **mandatory**. The program ends Sunday at 3pm and there is no fee. You will be staying on campus during this period. This booklet contains information which will assist you as you prepare for your stay. Please read it carefully and if you have any questions, contact the MAP office at (914)251-6520. The MAP summer program begins immediately after the College's Summer Orientation program on July 18th.

MAP provides this program in order to orient you to different aspects of the college, including services on campus that are important to your success. We have planned workshops and activities which will help you to become familiar with college life. In addition, we will provide you with academic/financial aid advising.

Our goal is to have this Pre-Freshman Summer Program equip you with the informational foundation that will help ensure your success. Great care has gone into planning this summer experience. The critical element in achieving academic success at Purchase is the time and effort you apply toward your college experience. The Merit Access Program provides you with information and support but success ultimately is up to you.

This Summer Program is your beginning. Make it a good one!




What is the Pre-Freshman Summer Program?

As a freshman admitted to Purchase College through the Merit Access Program (MAP), you will be participating in a rewarding experience. You will be on campus for an extended period of time where you will get a head start on your college career by becoming familiar with the campus, its community, students and staff.

The MAP Summer Program is mandatory for all first year students. You will live on campus during this time, which will help you begin to adjust to college life (academic and social).

Students admitted to the Merit Access Program must attend this summer program in addition to the college's orientation session 3 on July 18th and the "Phase T.W.O. Orientation" program August 22nd-25th.

MAP will fund the entire cost of the MAP summer program, including a residence hall room and a meal plan of 3 meals a day. There are vending machines and retail stores available to purchase snacks. Transportation to/from Purchase College is the student's responsibility. A Purchase College orientation fee will appear on your e-bill for Fall 2019. This fee is for the college's orientation on July 18th, **not** MAP's Summer Program. You must actively participate in both.



Summer Program Handbook

PURCHASE COLLEGE ORIENTATION CHECK-IN PROCEDURE

Thursday, July 18th, 2019

TIME: Check in at 8:00 a.m.-8:30am

You will be checking in at the table labeled “EOP/MAP” in the entrance of the “Farside” residence hall, leave your belongings in your assigned room and proceed to the Performing Arts Center for Orientation check-in.

July 2019

SU	MO	TUE	WE	TH	FR	SA
	1	2	3	4	5	6
7	8	9	10	11	12	13
14	15	16	17	18	19	20
21	22	23	24	25	26	27
28	29	30	31			



MERIT ACCESS PROGRAM SIGN-IN PROCEDURE

Thursday, July 18th, 2019

TIME: Sign-in is from 4:30PM until 5:00PM. (Immediately after the Purchase College Summer Orientation concludes.)

You will be signing in with the EOP/MAP Peer Mentor Staff at the “Farside” residence hall. You will pick up an EOP Summer Program Schedule at the designated table, where you will meet your Peer Mentor. The program officially begins with a semi-formal dinner at 6PM

Please be aware we will be locking student cell phones/tablet devices at sign-in. Your phone will be unlocked every evening at curfew until morning.

Parents will be able to reach you by contacting the EOP/MAP office at (914)251-6520



► **Pre-Freshman Student Handbook**

ADVISEMENT/SUPPORT

All summer program participants are assigned a professional MAP Counselor who will meet with them on an individual and group basis. This is an opportunity for students and counselors to become acquainted. It is also be an ideal time to get answers to questions regarding financial aid, course selection, housing, fall orientation, etc.

The EOP/MAP office is located on the second floor of the Student Services building.
(See Attached Map)

Office Phone: (914) 251-6520

Office Fax: (914) 251-6526

Email: eopmap@purchase.edu

SUMMER PROGRAM HOUSING

Students will reside in “Farside” residence hall. This is a corridor style building in which students live with a roommate. Peer Mentors are current outstanding EOP/MAP students who will also be staying in the hall and are accessible in the event that you need assistance in the evening.

CELL PHONES ARE NOT PERMITTED DURING THE DAY IN THE EOP/MAP SUMMER PROGRAM. Parents will be able to reach you by contacting the EOP/MAP office at (914)251-6520 during business hours. You will also have access to computers for email, etc. You will have access to your phone every evening at 10:00pm until morning.

Summer Program Handbook

FINANCIAL AID

Make sure you have completed and submitted all necessary documents. It is important that you know whether or not the Office of Financial Aid has received all documents requested. You should have already received an email notification of your financial aid award letter. You can review your financial aid award letter via “myHeliotrope” on the Purchase College website. **The Fall Semester Campus e-bill must be paid by August 14th in order to avoid late fees.**

RECREATIONAL ACTIVITIES

There will be some time for students to utilize the Physical Education facilities, which feature a fitness center, swimming pool, racquetball, tennis and basketball courts. Swim caps are required in order to use the pool.

The following must be submitted to the college by August:

1. Immunization record
2. Meningitis Response Survey (can be completed online)
3. Physical Exam (must be submitted before you begin classes in August.)
4. Online course registration information for Fall 2019 was sent to the email listed on your Admissions Application on May 20th.

Freshman Registration Instruction Link: <https://www.purchase.edu/offices/advising-center/new-student-registration/>

Online Registration must be submitted by July 1st.

5. Clear e-Bill by August 14th.

We are available to assist you throughout the summer with the registration process.



► **Pre-Freshman Student Handbook**

Role of the Peer Mentor

Each Summer Program participant is assigned a Peer Mentor. This student peer will work with you to make your residential experience a positive one. Their role is to:



- Develop and monitor social interaction and extracurricular activities.
- Provide feedback to the EOP/MAP staff regarding student progress and needs.
- Handle emergency situations and review any discipline problems with the director.
- Provide feedback and assistance to students.
- Enforce rules/regulations regarding residence hall conduct.
- Build and encourage group cohesiveness for student/program success.
- Represent the Purchase community and orient the 1st year student to resources and opportunities.
- Continue supervised peer mentorship in the Fall Semester as an intern.




Summer Program Handbook

Suggested Items for your Stay on Campus

These are suggestions of things you may wish to bring to the Summer Program. Please keep in mind that you will be here for 4 days. (You must bring your own sheets, pillow, towels, pillowcase and blanket).

Room

- Blankets/, sheets, pillow, towels
- Hangers
- Alarm Clock
- Desk Lamp
- Fan



Clothing/Personal

- Swimsuit (a swim cap is required if swimming)
- Personal toiletries/Shower footwear
- Umbrella
- A watch/alarm clock
- Notebook, pens, pencils
- Money for snacks, miscellaneous
- Bottled water/beverages and snacks
- Semi-formal attire for opening dinner
- Necessary medication (**notify staff prior to attending**)
- Detergent for laundry



You may also want to bring a sweatshirt for the air-conditioned classrooms.

You may bring a portable radio, but you must be sure that all items of value are locked in your room when you are away from the residence hall. **Cell phones will be locked every day but remain in your possession.**

The College/MAP is not responsible for any lost or damaged items.



► **Pre-Freshman Student Handbook**

CARS

Parking is available on campus but you will need to purchase a campus parking permit. Please let us know prior to your arrival if you plan to leave your car on campus. You will not be permitted to use your vehicle during the MAP summer program.

DO NOT BRING:

- Laptops, Tablets
- TV's
- Incense/candles
- Pets

MEALS

PRIOR TO ATTENDING THE MAP SUMMER PROGRAM YOU MUST INFORM THE STAFF OF ANY SPECIAL DIETARY REQUIREMENTS.



General Regulations

Participation in any of the following activities may result in immediate expulsion from the summer program, campus judicial action and revoke your admission to the college.

1. Any disruptive, violent or dangerous behavior directed at oneself, another person, or college property.
2. Use and/or possession of any controlled substance, including alcohol and marijuana (cannabis).
3. Violation of program and/or campus policies.
4. Leaving campus during the program without prior staff approval.

PROGRAM POLICIES, PROCEDURES AND RULES

The Merit Access Summer Program is designed to introduce you to the college environment and to help maximize your potential for academic and personal growth while at Purchase College. In order to fulfill the objectives of the Summer Program, the following regulations must be observed:

1. **Attendance: Workshops and Other Scheduled Activities:** You are required to attend all workshops and program meetings. The only excused absences are for personal illness (you must report to the Student Health Center and be cleared to miss workshops or program meetings). Program staff monitor attendance. (An important part of succeeding in college). Plan to arrive 5 minutes prior to the beginning of class/scheduled activities.
2. **Workshop Decorum:** It is unacceptable for students to engage in any form of disruptive behavior. Students should be alert, attentive, and respectful of their workshop leaders, classmates and themselves. Hats, sunglasses, and headphones/earbuds are prohibited in the classroom.
3. **Curfew/Courtesy Hours** are observed and are in effect 24 hours a day. If asked by another resident or Peer Mentor to keep noise down, students are expected to comply as a courtesy to others.
Students must be in their residence hall by 10:00 p.m. each evening and in their room by 11:00 p.m.

► Pre-Freshman Student Handbook

General Regulations

4. Guest Policy: Non-Program participants are not allowed in the residence halls or on campus during the MAP Summer Program. The drop off of any items must be pre-arranged with the EOP/MAP office (914)251-6520.
5. Students must keep their rooms locked at all times.
6. All students must leave campus on Sunday, July 21st.
Please make appropriate travel/pick-up arrangements, but NOT for earlier than 3:00PM
7. All students are responsible for the keys to their room. Loss of keys will result in a \$133.00 fine, which must be paid at check-out time. One's room should be left in the same condition it was found. Before leaving your room at the end of the program, remove all possessions and clean your room and remove garbage to closest disposal area. Lock your door, return your key, and sign out. Damaged room and/or furnishings, keys lost or unreturned, and rooms left dirty will result in damage fees.

In addition to MAP summer regulations, students are governed by rules set forth by the college. For further information please refer to the college's website section on [Community Standards](#).



► Pre-Freshman Student Handbook

PURCHASE EMAIL ACCOUNT/ MY HELIOTROPE

**“FIRSTNAME.LASTNAME@PURCHASE.EDU” IS YOUR PURCHASE
COLLEGE
E-MAIL ACCOUNT - CHECK IT OFTEN!**

Important information about Orientation/Registration and your status at Purchase will be sent to your Purchase e-mail account and can be reviewed on “myHeliotrope” on the Purchase College webpage.

Purchase College students check their Purchase e-mail at least once a day.

More info about orientation is at :
www.purchase.edu/offices/orientation
Orientation Hotline (914) 251-6332



SAVE these dates too!

Phase T.W.O. Orientation:
August 22nd– August 25th

Classes begin August 26th!

Pre-Freshman Student Handbook

MAP SUMMER PROGRAM STAFF

Director

Paul Nicholson (914) 251-6520
paul.nicholson@purchase.edu

Team Leader

Isis Gonzalez, Liberal Studies, Senior

Peer Mentors

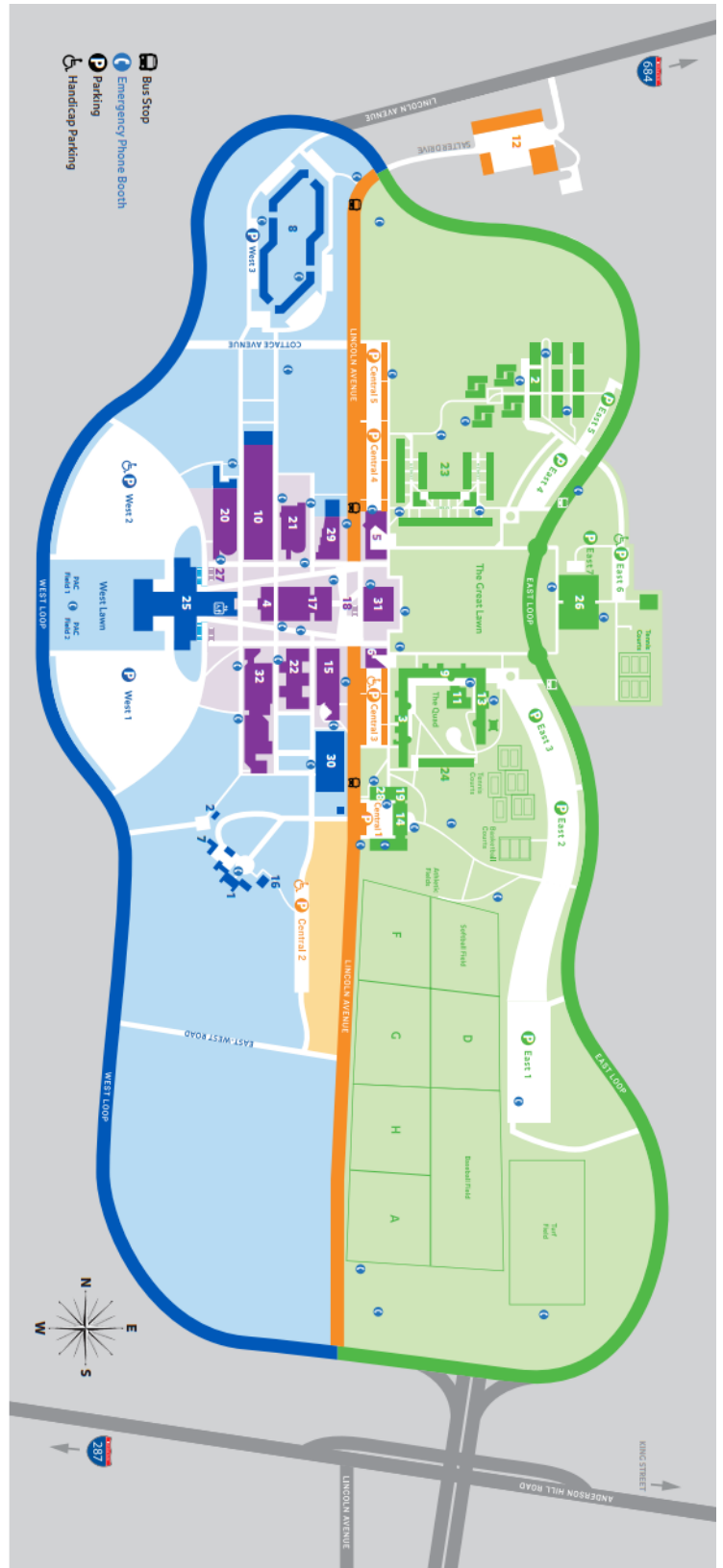
Yancy Garcia, Music: Performance, Junior
Albert Peguero, Visual Arts: Sculpture, Senior
Meranda Zent, Political Science and History, Junior



Campus Map

Large version of this map can be found at the following link: <https://www.purchase.edu/live/files/220-campus-map>

- 1) Administration**
 - Admissions
 - Business Affairs
 - Finance and Administration
 - Purchasing/Acts Payable
- 2) Alumni Village (Apartments)**
- 3) Big Haus (Residence Hall)**
- 4) Bookstore**
- 5) Campus Center North**
 - Community Engagement
 - The Hub (Food Court)
 - More Card Office
 - Parking and Transportation
- 6) Campus Center South**
 - Student Health Services
 - Terra Ve (vegetarian and vegan dining)
- 7) Capital Facilities Planning**
- 8) The Commons (Apartments)**
- 9) Crossroads (Residence Hall)**
- 10) Dance Building**
 - Acting Studios
- 11) Dining Hall**
- 12) Facilities Management**
- 13) FairSide (Residence Hall)**
- 14) Fort Awesome (Residence Hall)**
 - Multicultural Center
 - Wellness Center
- 15) Humanities Building**
 - Counseling Center
- 16) Human Resources**
 - Payroll
- 17) Library**
 - Teaching, Learning and Technology Center
- 18) Lincoln Avenue Underpass**
 - Communications and Creative Services
 - Mail Room/Receiving
 - University Police
- 19) The More Store**
 - Liberal Studies and Continuing Education
 - Film & Media Studies
 - School of the Arts Office
- 20) Music Building**
- 21) Natural Sciences Building**
- 22) Neuberg Museum of Art**
- 23) The Oldie (Apartments)**
- 24) Outback (Residence Hall)**
- 25) The Performing Arts Center**
- 26) Physical Education (The Gym)**
- 27) Performing Arts Center Underpass**
 - Passage Gallery
- 28) Starbucks**
- 29) Social Sciences Building**
 - Theatre Design/Technology
 - Liberal Arts and Sciences Office
- 30) Student Center**
 - Children's Center
- 31) Student Services Building**
 - Advising Center
 - Career Development
 - Enrollment Services
 - Educational Opportunity Program
 - Institutional Advancement
 - Institutional Research
- 32) Visual Arts Building**
 - International Programs and Services
 - Learning Center
 - President's Office
 - Provost's Office
 - Purchase College Association
 - Registrar
 - Student Affairs
 - Student Financial Services
 - Richard and Dolly Maass Gallery



Summer Program Handbook

Directions to Purchase College

By Car:

From New York City, Southern Westchester, and Long Island:

Take the Hutchinson River Parkway north to Exit 28 (Lincoln Avenue). Turn Left onto Lincoln Avenue and proceed approximately one mile to Anderson Hill Road (2nd traffic light). Turn right onto Anderson Hill Road. We'll be immediately on your left.

From Rockland County and northern New Jersey (via the Tappan Zee Bridge):

Take I-287 (Cross Westchester Expressway) to Exit 8E. Shortly after first traffic light, bear left onto Anderson Hill Road. Proceed approximately 2.5 miles. Campus is on the left, just after intersection at Lincoln Avenue.

From Northern Westchester:

Take I-684 south to Exit 2 (Route 120), drive over the bridge and turn right onto Route 120 south (Purchase Street). Make the first left onto Route 120 south (Purchase Street). Follow Route 120 south 3.2 miles to Anderson Hill Road (1st traffic light) and turn left. Turn left at 2nd traffic light into campus.

From Connecticut:

Take the Merritt Parkway south (which becomes the Hutchinson River Parkway in New York State) south to New York Exit 28, Lincoln Avenue (Note: Do not get off at Exit 28 in Connecticut). Turn right onto Lincoln Avenue and proceed approximately one mile to Anderson Hill Road (2nd traffic light). Turn right onto Anderson Hill Road. Campus is immediately on the left.

By Train:

From NYC via rail from Grand Central Station:

Take the Harlem/Metro North Line to White Plains. Board the Anderson Hill Road bus No. 12 or take a taxi to campus. Alternatively, take the New Haven/Metro North Line to Rye and take a taxi to campus. (For more information about bus or train services, see the [MTA site](#).)

By Bus:

From White Plains:

Take the No. 12 bus Northbound from White Plains or Southbound from Yorktown, Mount Kisco, or Armonk. Buses leave approximately every hour, Monday through Saturday. (For more information about bus or train services, see the MTA Homepage or visit the Beeline Bus.)

